



# City of Lawton OKLAHOMA



Investing in the  
Growth and Quality  
of Lawton's Future

# ANNUAL BUDGET FY 2019-2020

## INTRODUCTION

Mr. Mayor and members of the Lawton City Council, the proposed preliminary FY 19/20 annual budget for the City of Lawton is presented for your consideration. The proposed preliminary budget covers the upcoming fiscal year that runs from July 1, 2019, through June 30, 2020.

Finance Director Diane Branstetter, her Financial Services team, as well as the Information Technology Services Department and the Print Shop, have all collaborated well together during this critical and labor-intensive process for our organization. I want to especially thank Diane Branstetter, Kristin Huntley, Kaitlin Nunley, Stephanie Tehauno, and Julie Magness from Finance; Barbara Burnett, Brittany Sawyer and David Faust from IT; and Tasha Hoosier in the Print Shop. A large thank you is also appropriate for our employees from all departments who have been involved in the preparation of this budget, for without them this process could not take place.

## BUDGET OVERVIEW

The total estimated expenditures or costs for FY 19/20 are \$99,272,819. The total additional revenue needed to provide for the renegotiated police and fire contracts, the additional personnel, coupled with general employee step increases and other expenses is \$2,894,891. The budget for FY 19/20 compared to FY 18/19 represents a 10.56 % increase from the FY18/19 budget, with the largest increase coming in the area of Capital Outlay.

### CITY-WIDE Adopted Budget Summary Comparison

Budget Summary Comparison:	FY 18/19	FY 19/20	(+ / - ) Change	
	Adopted Budget	Adopted Budget	Amount Change	% Change
<sup>1</sup> Personnel Services	\$ 59,438,530	\$ 62,365,267	\$ 2,926,737	4.92%
<sup>2</sup> Materials and Supplies	\$ 13,075,257	\$ 14,764,135	\$ 1,688,878	12.92%
<sup>3</sup> Other Services & Charges	\$ 13,860,984	\$ 15,510,471	\$ 1,649,487	11.90%
<sup>4</sup> Capital Outlay	\$ 3,413,287	\$ 6,492,743	\$ 3,079,456	90.22%
<b>Total Dollars</b>	<b>\$ 89,788,058</b>	<b>\$ 99,132,616</b>	<b>\$ 9,344,558</b>	<b>10.41%</b>

Below are examples of the purposes for the approximate additional amounts budgeted in the four major expenditure categories:

<sup>1</sup> **Personnel Services:** Included in the \$2.89 mil increase are costs for: IT Director (\$135,000 w/benefits), 19 new positions (\$430,000), Step increases (Police is \$1,060,000), (Fire is \$353,000) & (General Employees is \$880,000), plus reclassification/other costs (\$35,000).

<sup>2</sup> **Materials/Supplies:** \$1.11 mil of this \$1.7 mil increase is in Repair & Maintenance Acct. (Street repairs \$485K, Sewer Rehab \$400K, & others), \$130K increase in Chemicals, \$167K increase in Tools/Supplies, \$82K increase in fuel, and \$215K increase in Motive Equip repair.

<sup>3</sup> **Other Services & Charges:** \$1.3 mil of the \$1.86 mil increase is in Professional Services Accts., (\$420K increase to Waurika, \$435K in Hotel/Motel, \$90K additional in Mowing, \$255K in Housing Assistance, \$40K in Animal Welfare and \$42K in Neighborhood Services).

<sup>4</sup> **Capital Outlay:** Nearly half of the \$3 mil. CO increase is funded by one time accumulated savings from previous years (\$1.4 mil). There is also an additional \$1.3 mil being funded from self-funded programs and another \$250K from general and enterprise funding.

Eight months into FY 18-19, we are approximately 2% above last year in sales tax collections, and comfortably ahead by approximately 5% of combined general and enterprise fund projected revenues. At this point, general fund revenue collected is \$23,205,553, or 2.4% over budget and 5.1% over prior year collections. The Enterprise Fund (Water, Sewer, and Solid Waste) revenue collected was \$25,603,426, or 5.1% over budget and 11.1% over prior year collections.

The Sales Tax rate of 9% in our city is comprised of City Taxes at 4.125%, County Economic Development tax at .375% and the state tax of 4.50%.

Online stores and online sales continue to take sales tax dollars away from the City of Lawton, as all such taxes are not collected or remitted. When these payments are remitted back to our City, they are typically categorized as 'use tax' and not 'sales taxes,' because some of those companies do not have a physical presence in Oklahoma. The Oklahoma Municipal League has reported there is an estimated loss of \$26 billion in revenue from state and local governments due to online sales not remitting sales tax. Despite this loss, Lawton's combined sales and use tax collections are up 4.94% at this point into the current fiscal year.

Budgeting for fuel and oil continues to be difficult. This constantly-shifting factor always presents a challenge in forecasting fuel costs and other budget numbers. For the FY 19/20 budget David "Butch" Miller, our equipment maintenance superintendent has projected a cost of \$2.25 for gasoline and \$2.70 for diesel.

Revenue generated for rolling stock, i.e., the Replacement Equipment Vehicle Review Board (REVRB) program via utility billing, generates approximately \$2.5 million dollars each fiscal year. The FY 19/20 budget contains approximately \$3.9 million or \$1.4 million dollars more in one-time additional funding due to a surplus of revenue over the estimated budgeted amount over the life of the program. The *one-time* money is allowing the purchase of three fire trucks and a street sweeper that would not have been fully included in the FY 19/20 budget if not for this *one-time* infusion of additional revenue.

An easy-to-understand and consistent picture of Lawton's financial health is the annual audit received in February 2019, which is conducted annually and developed by BKD, LLP. Our overall rating of an "Unmodified Opinion" is worth noting and demonstrates that Lawton continues to maintain a strong financial position. The annual audit is available for public review on the City's web site.

## GENERAL FUND/ACTIVITY & REVENUES

The City operates essentially off of 2% of the available 4.125% sales tax to fund operations. This fund as previously mentioned is defined by sales/use tax collections. Lawton, like all Oklahoma cities, is dependent on sales tax revenue as ad valorem tax is only available for certain and specific uses like CIP projects. Although the City has benefited through the use of (ad valorem) tax in the past, no property tax is available for operations by state law. Consequently, each year the Administration must try to predict how franchise fees and sales tax will increase or decrease and we do this based on previous revenue collections. Oklahoma remains the only state in the U.S. that funds cities in this manner and this continues to be a need that must be addressed at the state level.

For the FY19/20 budget year, projected sales tax revenue is budgeted at \$21,970,444 (which includes the Lawton Town Center). This is only an increase of \$77,259 over the FY18/19 projected sales tax

revenue (including both the Lawton Town Center and Market Place). The projected enterprise fund revenue for the FY19/20 budget year is set at \$37,495,590, which is an increase of \$1,855,397 over the budgeted amount of \$35,640,193 for the FY 18/19 budget year. The \$37,495,590 includes a 2.1% CPI utility rate increase, generating approximately \$618,491.

Although the City maintains an emergency reserve fund, Council should consider increasing the amount held in reserve incrementally over the next five years until reserves are equal to approximately 10% of the general fund operating cost. This would increase the amount held in reserve from approximately \$2.4 million to approximately \$6 million.

## **CAPITAL IMPROVEMENT PROJECT (CIP):**

Current CIP projects underway include the construction of the Public Safety Facility, Fire Station improvements, Ad Valorem Street and Roadway Improvements, landfill maintenance and animal welfare improvements; Sewer Rehab, waterline construction, and other construction projects. Also, a portion of the Alternative Water Source project, funded from the 2016 Sales Tax, was re-appropriated to fund necessary IT improvements and to allocate funding toward industrial development.

### **2012 CIP SALES TAX FUND**

The Lawton 2012 1.25% CIP sales tax valued at \$106 million dollars encompasses a number of projects. Although the tax is no longer collected, some projects are still being funded from this revenue source. The \$31.7 million dollars EPA/ODEQ mandated Sewer Rehab project is now in Phase III of construction. The 2012 CIP Sales Tax Fund also sets aside \$7.5 million dollars to expand cells 6 & 7 at the City Landfill. The SE 45<sup>th</sup> St. Project is valued at \$8.5 million dollars and is partially funded by ODOT. The portion beginning at Lee Blvd. and ending at Bell is essentially complete. The \$6.14 million dollar 52nd St. project originally slated for a January completion is now, due to authorized delays, expected to be completed near mid-June 2019. The East Gore/I-44 Pedestrian Bridge Project is a joint project with ODOT and is in the design phase. The \$2.5 million dollar SE Larrance St., Gore Blvd to D Ave, project was awarded for construction January 8, 2019, and the notice to proceed was issued April 1, 2019.

### **2015 CIP SALES TAX FUND**

The 2015 CIP sales tax based upon a 0.875% tax rate is expected to generate more than \$100 million over its 11-year lifespan. The new Public Safety Facility is included in this CIP and is a \$34 million project and construction is still ongoing. It is expected to be completed sometime during the second half of FY 19-20. The project to cover the demolition and the hazardous material mitigation of the Lawton Police Station is estimated at \$200,000. This demolition project will not begin until the current police station has been completely vacated. The project to remodel and provide land acquisition for the expansion and/or improvement of Central Fire Station, which included \$5 million in funding, was combined into the Public Safety Facility with those funds reallocated as part of that project. Right of Way Acquisition, Utility Relocations & Reconstruction of Rogers Lane (I-44 to Village Dr.) to 5 Lanes to match an existing Oklahoma Department of Transportation (ODOT) funding commitment valued at \$4.5 million is in the design phase. The W. Gore Boulevard Project from 67th to 82<sup>nd</sup> is a project the City is working in conjunction with Oklahoma Department of Transportation (ODOT). This project will reconstruct and expand this portion of Gore into a five lane road. The project is currently in the engineering design

phase, Right of Way Acquisition, Utility Relocations & Reconstruction in order to match existing Oklahoma Department of Transportation (ODOT) funding commitment valued at \$5 million. Water and Sewer projects including Water and Sewer line Replacement; Painting of Water Storage Tanks and Replace Water System Pumps; Water Monitoring System (SCADA), and the water supply study valued at \$4.4 million dollars are also proceeding. Library Rehab at the Main and/or Branch Locations the design to upgrade restroom and lobby areas are complete, asbestos testing is underway. Other projects to include: Pool/Spray Park Facility, Playground/Fitness Equipment, Outdoor Walking Paths/Walking Trail Lighting, and Restoring existing Sports Facilities are ongoing. Americans with Disabilities Act (ADA) Compliance Improvements, including citywide priorities for the removal of barriers faced by the disabled are ongoing and valued at \$1 million. Neighborhood services funding for the revolving account to demolish dilapidated houses is valued at \$150,000.

### **2016 CIP SALES TAX FUND**

The 2016 CIP sales tax based upon a 1.25% tax rate will generate over \$132 million over the 10-year Phase III portion of the Sewer Rehabilitation Program (3/4) Citywide Trunk Mains/E. Cache Creek Basin. This project was initially funded in the 2012 CIP issuance; this project is under construction. However, due to the time frame from Phase I to Phase III the needed funds were increased from the \$21.7 million dollar 2012 issuance with \$15 million in additional funds coming from the 2016 CIP issuance for a Phase III total of \$36.7 million. The 2012 CIP Sales Tax also set aside \$7.5 million to expand cells 6 & 7 for the landfill. This funding was carried forward from the 2012 issuance and is expected to begin construction in 2020. The SE 45th St. Lee Blvd. to Bell Ave. project, again, carried over from the 2012 CIP for \$8.5 million; this project is completed minus a few punch list items. The Alternative Water Sources project is a \$64 million project intended to evaluate and develop alternative sources of water to reduce the need for lake water in the event the City experiences drought conditions in the future. A portion of these funds was re-appropriated by voter approval in January 2019 to fund industrial development along with IT hardware, software and other IT infrastructure needs of the City. The amount of funding re-appropriated is estimated to be between \$18 and \$20 million. The Information Technology Service Department is currently developing a business plan for the City's IT needs. In 2016 Council approved a \$4 million dollar citywide overlay and reconstruction plan; the project is ongoing. The construction of a sewer line to serve SE Lawton is complete; the project was valued at \$8.5 million. As part of this CIP \$3.5 million was allocated for the purchase of nine LATS busses. Lake Lawtonka Dam gate rehabilitation is a \$2.14 million project that is nearing completion. Lake Ellsworth Dam Spillway Rehabilitation is a \$521,000 project, with scope modifications bringing the current project cost to \$623,578 the design for this project is currently at 60% completion.

### **2017 AD VALOREM LAWTON STREETS AND ROADWAY**

Phase 1 of the 2017 Ad Valorem streets and roadway program is valued at \$55 million over thirteen years. The Streets and Roadway capital improvements include street improvements identified in FY 2017 and FY 2018. Residential street and roads design cost include funding the following design projects: NW 40th St. (38th St. to 39th St) Repair and Overlay & NW 24th St. (23rd St. to Cache Rd.) Repair and Overlay are currently in the design phase valued at \$65,927; NW Carroll Drive (14th St. to Mobley St.) is currently in the design phase valued at \$52,883; NW 36th St. from 10 NW 36th St. to 40 NW 36th St, SW 26th St. from Gore Blvd. to Cornell Ave. and SW Cornell Ave. from SW 26th St. to SW 27th St. for Mill/Overlay are currently in the design phase and valued at \$67,342; SE 47th St. (Kincaide Ave. to

Brown Ave.) & SE Bedford Cir. (Bedford Dr. to Loop) is currently in the design phase and is valued at \$49,546; SW "C" Ave. (18th St. to 21st St.) is currently in the design phase and is valued at \$54,804. NW 78th St. (Tango Rd. to Welco Ave.) is currently in the design phase and is valued at \$76,038; SW 7th St. (McKinley Ave. to Lee Blvd.) is currently in the design phase and is valued at \$78,060 and SW Oakcliff Blvd. (63rd St. to 66th St.) is currently in the design phase and is valued at \$54,804.

Phase 2 includes residential street and road design costs including funding for the status and design of following projects: NW 22nd St. (Cache Rd. to Baltimore Ave.) currently in the design phase is valued at \$70,780; NW Taylor Ave. (NW 18th St. to NW 19th St.) & NW 12th St. (NW Taylor Ave. to NW Lawton Ave.) currently in the design phase is valued at \$70,601; SW "E" Ave. (SW 23rd Pl. to SW 25th St.) & SW 51st St. (Gore Blvd., southwest approximately 450 ft.) is currently in the design phase and is valued at \$76,628. SE Indiana Ave. (SE Kincaide Ave. to 1608 Indiana Ave.) & SE Brighton Dr. (SE Meiling Dr. to SE Brighton Pl.) is currently in the design phase and is valued at \$81,940; SW 19th St. (Gore Blvd. to SW "C" Ave.) & SW 20th St. (SW "E" Ave. to SW "D" Ave.) both currently in the design phase is valued at \$78,212. SW Coral Ave. (SW Forest Ave. to SW Boatsman Ave.) SW 77th St. (SW Forest Ave. to SW Delta Ave.) and NW Taylor Ave. (NW Hunter Rd. to NW 72nd St.) which is currently in the design phase is valued at \$68,930; SW 43rd St. (SW Wolf St. to SW Wendy Dr.) & SW Boyles Landing Rd. (SW Pamela Ln. to SW Lee Blvd.) both currently in design phase are valued at \$72,749; NW Elm Ave. (NW 53rd St. to NW 57th St.) & Intersection of NW Euclid Ave., and NW 63rd St., both currently in the design phase are valued at \$77,046.

## **CAPITAL OUTLAY:**

### **ROLLING STOCK (REVRB)**

This REVRB program identifies equipment to be purchased and/or replaced from the City's rolling stock. The FY 19/20 budget contains approximately \$1.4 million more in *one-time* additional funding due to a surplus of revenue over the estimated budgeted amount over the life of the program. Normal funding levels for this fund are typically around \$2.5 million. For FY19/20 the REVRB budget or is \$3,896,753. The REVRB program is funded through a fee placed on the water bill that is used to purchase the replacement of vehicles and similar equipment throughout the City.

### **GENERAL FUND:**

The funding mechanism for capital purchases in this category comes from the General Fund and is used for the purchase of specific needs not identified in other capital outlay areas. This fund addresses issues like repairs of City-owned buildings or other essential items not covered in the Self-Funded or REVRB replacement funds. For FY19/20 the budget is \$552,951 which includes funding for the replacement and or repair of various items, equipment and/or facilities throughout the City. Expenditures from this area of funding include the following:

Library books and materials; replacement water meters; walk behind concrete saw (Street Division); wall lockers for the Landfill Maintenance Bldg (Solid Waste Disposal Div); ADA ramp and rigging for the McMahon Auditorium; banquet chairs and monitor(s) for Admin and Recreation services; asphalt road (Lakes Div); ADA compliant picnic tables, and ADA compliant drinking fountains (Parks and Recreation); median herbicide sprayer, Gator utility vehicle, Grasshopper zero-turn mower (Athletic/Landscape

Maintenance Div); large flags for Elmer Thomas Park (Building Maintenance Div); bar screen, lift station pump, auto sampler and a turbidity analyzer (Water/Wastewater Department); compact valve exerciser (Water Distribution Div); 800 MHz radios, and Tasers (Police Department).

#### **SELF FUNDED:**

An area of general fund Capital Outlay (CO) expenditures in which the activity includes its own funding mechanism, is the category of Self-Funded items. This funding source is similar to the CIP General Fund and uses limited capital funding for specific CO needs. FY19/20 includes \$1,930,046 in funding for the replacement, and/or repair, of various systems and equipment throughout the City. Examples of expenditures in these 'Self-Funded' areas include the following:

Purchase of a new Court Software program for Municipal Court and an electronic citation system for the Police Department; ArcGIS system, with new high resolution digital imagery for Engineering (GIS); Books for the library; Tennis court repairs for Park Maintenance, Utility vehicle (Gator) for Cemetery Maintenance; ½ ton pickup (REVRB # 13) for the Storm-water mitigation team; Dozer (REVRB #35) for Solid Waste Disposal; Pickup (REVRB #14), Backhoe (REVRB #15), Pump (REVRB #17), self-propelled saw for Sewer Construction; aluminum trench boxes for Wastewater Maintenance; two (2) farm tractors, a pickup, and a culvert cleaner for Drainage Maintenance, Industrial dishwasher, and an autoclave sterilizer for Animal Welfare; 24/7 365 dispatch chairs, a computer cabling project and the Motorola lease purchase contract (3rd payment) for Emergency Communications; Inflatable rescue boat and a thermal imager camera for Fire Training; and the purchase of several pieces of equipment required by the collective bargaining act (CBA) for the Fire Department.

### **PUBLIC TRUST AND OTHER FUNDS:**

#### **LATS Public Transportation Fund**

The next budget year will be the eighteenth year of operation for Lawton Area Transit System (LATS), Lawton's public transportation service. LATS provides nine fixed routes, a shuttle to and from Ft. Sill, and an on-demand paratransit service available within three-quarters of a mile from the fixed routes within our city limits. LATS conducted over 344,000 trips in 2018, and although ridership has slightly declined in systems throughout the area the last couple of years, the numbers remain relatively steady overall.

The total LATS budget for the FY 19/20 fiscal year is \$2,800,960. This total budget amount includes the City's local share of \$823,217, which is higher than the \$776,383 allocation from the previous year's budget. The primary reason for the higher local share is related to entering into a new lease, a new one-year management contract and the anticipated increase in the cost of fuel.

#### **CDBG FUND**

The City's Community Development Program is operated through this Activity. Lawton is designated as an "entitlement" community, because of the population level in Lawton. The annual federal allocation is the Division's only source of funding. The budget amount is identified on a year-to-year basis since the federal allocation amount is never known until after the budget is prepared. The grant for CDBG is estimated to be in line with last year's grant of \$812,000.

## **HOTEL/MOTEL TAX FUND**

The 5.5% hotel/motel tax is the only revenue available for this Activity. Tax collected here is distributed according to the formula at 70% LFSCC, 11% ED, 14% Tourism, and 5% LETA. The revenue expected to be received for the hotel/motel tax in FY 19/20 is approximately \$1,200,000.

## **HUMAN RESOURCES**

As part of the FY19/20 budget, I am recommending that step increases be included for all non-union employees. This recommendation is based on the recognition of our hard working general employees and the projection of a steady economy in the coming fiscal year. For comparison purposes, in the past five years, these same employees received a step increase for only two of the past five budget years.

Due to the complexity of Emergency Communications, I am recommending that this functional area become a standalone department. E911 provides services to the Fire Department, the Police Department, Comanche County, Fort Sill, and Animal Welfare, as well as after-hours support to various non-emergency related departments for the City. Therefore, with Council approval, this budget creates an E911 department under the supervision and leadership of a department director.

For the FY19/20 Budget Year, management recommends the addition of 19 new full-time positions and the reclassification of 12 current positions. The breakdown for additional personnel is the addition of 13 new positions for Public Safety (Jail), and six new positions in the non-PSF general employee category. Any Recommendation to add new positions is thoroughly reviewed by both the Assistant City Manager the HR Director and me. These additional positions reflect the continuing reality that Lawton continues to grow and that citizens expect professional and timely delivery of City services. Please see the breakdown listed below:

### **PUBLIC SAFETY FACILITY (13)**

- Corrections Manager (1)
- Correctional Officer (9)
- Administrative Assistant (1)
- Grounds Keeper LSM (1)
- Custodian BM (1)

### **General Employees (Non PSF) (6)**

- Principal Equipment Operator SWD (1)
- Laborer SWD (1)
- Administrative Assistant - Housing (1)
- Administrative Assistant - Human Resources (1)
- Administrative Assistant – Animal Welfare (1)
- Fiscal Technician - Finance (1)

## **Conclusion**

Our purpose as a municipality is to provide the needed services for our citizens in the most transparent, fiscal and environmentally manner possible. As we prepare the budget, our primary goal is the most



efficient use of public funds. The City's budget process continues to work toward that goal by being an open, transparent and professional practice.

As mentioned at the beginning of this document, this year's budget document is the product of many hard hours of work by the City's leadership team. The FY19/20 budget presents a sound budget needed to maintain high levels of services to our citizens and the necessary funds to maintain our infrastructure.

I am grateful and blessed to be working with the terrifically talented and dedicated women and men in who work for the great City of Lawton.

Respectfully submitted,

A handwritten signature in blue ink, appearing to read 'MC', is positioned above the printed name.

Michael Cleghorn  
City Manager

**CITY OF LAWTON, OKLAHOMA**

**BUDGET RESOLUTION NO. 19-48**

**A RESOLUTION APPROVING THE CITY OF LAWTON, OKLAHOMA BUDGET FOR FISCAL YEAR 2019-2020 AND ESTABLISHING BUDGET AMENDMENT AUTHORITY.**

**WHEREAS**, the City of Lawton has adopted the provisions of the Oklahoma Municipal Budget Act (the Act) in 11 O.S. Sections 17-201 through 17-216; and

**WHEREAS**, the City Manager prepared a budget for the fiscal year ending June 30, 2020 (FY 2019-2020) consistent with the Act; and

**WHEREAS**, the Act in section 17-215 provides for the City Manager of the City, or designee, as authorized by the governing body, to transfer any unexpended and unencumbered appropriation from one department to another within the same fund; and

**WHEREAS**, the budget was formally presented to the Lawton City Council at least 30 days prior to the start of the fiscal year in compliance with Section 17-205; and

**WHEREAS**, the City of Lawton City Council conducted a Public Hearing at least 15 days prior to the start of the fiscal year, and published notice of the Public Hearing in compliance with Section 17-208 of the Act; and

**NOW, THEREFORE, BE IT RESOLVED BY THE CITY COUNCIL OF THE  
CITY OF LAWTON, OKLAHOMA:**

**SECTION 1.** The City Council of the City of Lawton does hereby adopt the FY 2019-2020 budget on the 30th day of May 2019, with total resources available (including transfers of \$23,307,706) in the amount of \$390,478,966 and total fund/department appropriations (including transfers out of \$23,307,706) in the amount of \$372,214,404. Legal appropriations (spending/encumbering limits) are hereby established as follows:

<b>FUND</b>	<b>Appropriation Amount</b>	<b>Transfer In/Out(-)</b>
General Fund	58,787,881	(1,658,007)
CDBG	686,052	
Home	343,852	
Enterprise Fund	17,687,826	(21,649,699)
Waurika Fund	3,856,658	
Stormwater Mitigation	413,642	
Operating Grants	77,350	
Emergency Communications	640,927	
Drainage Maintenance	1,313,303	
Wastewater Maintenance	118,000	
Hotel Motel	1,800,000	
Rolling Stock	3,896,753	
Sewer System Rehab	5,710,632	
Cell Phone Service Fee	825,415	
Police & Fire Training Fund	166,339	
Municipal Court LETA Fund	133,970	
Emergency Reserve Fund	0	
Other Special Revenue Funds	90,419,814	
Sinking Fund/Debt Service/CIP	185,335,990	23,307,706
<b>Total</b>	<b>372,214,404</b>	

**SECTION 2.** The City Council does hereby authorize the City Manager to transfer any unexpended and unencumbered appropriations, at any time throughout FY 2019-2020 from one line item to another, one object category to another within a department, or one department to another within a fund, without further approval by the City Council.

**SECTION 3.** All supplemental appropriations or decrease in the total appropriation of a fund shall be adopted at a meeting of the City Council and filed with the State Auditor and Inspector.

**ADOPTED AND APPROVED**, by the City Council of Lawton this 28th day of May, 2019.

(SEAL)

  
STANLEY BOOKER, MAYOR

ATTEST:

  
TRACI L. HUSHBECK, CITY CLERK

APPROVED as to form and legality this 21<sup>st</sup> day of May 2019.

  
FRANK V. JENSEN, CITY ATTORNEY

# TABLE OF CONTENTS

## FY 2019-2020

### GENERAL INFORMATION

CITY OF LAWTON ORGANIZATIONAL CHART.....	01
COUNCIL MEMBERS.....	02
CITY OF LAWTON WARD BOUNDARIES.....	03

### BUDGET SUMMARY

OVERALL BUDGET SUMMARY.....	01
ACTIVITY FUNDING SUMMARY.....	02
ACTIVITY FUNDING SUMMARY OF COMPARISON.....	04
SUMMARY OF EXPENDITURES/OTHER SPECIAL FUNDS.....	06
SUMMARY OF REVENUE.....	07
BUDGET SUMMARY BY DIVISION.....	11
BUDGET SUMMARY BY EXPENDITURE.....	12
PERSONNEL SUMMARY.....	13

### CAPITAL OUTLAY DEPARTMENTAL REQUESTS AND FUNDING

CAPITAL OUTLAY REQUESTS.....	14
------------------------------	----

### OPERATING ACTIVITY BUDGETS (FOR INFORMATIONAL PURPOSES ONLY)

<b>MANAGERIAL</b>		
01	MAYOR AND COUNCIL.....	18
02	CITY CLERK.....	21
03	CITY MANAGER.....	24
09	HOTEL/MOTEL TAX.....	26
<b>ADMINISTRATIVE</b>		
11	MUNICIPAL COURT.....	29
<b>LEGAL</b>		
08	CITY ATTORNEY.....	32
<b>FINANCE</b>		
15	FINANCIAL SERVICES.....	35
14	UTILITY SERVICES.....	37
41	CITY AT LARGE.....	39
55	WAURIKA FUND.....	41
<b>HUMAN RESOURCES</b>		
04	HUMAN RESOURCES.....	44
<b>INFORMATION TECHNOLOGY SERVICES</b>		
16	INFORMATION TECHNOLOGY SERVICES.....	47
<b>LIBRARY</b>		
51	LIBRARY.....	50
<b>COMMUNITY SERVICES</b>		
21	PLANNING.....	53
19	MASS TRANSIT.....	55
22	COMMUNITY DEVELOPMENT ADMIN.....	57
23	INSPECTION SERVICES.....	59
26	HOUSING ASSISTANCE.....	61
28	C.D. PROGRAM/NON-OPERATION.....	63
29	HOME.....	65
30	LICENSE & PERMIT CENTER.....	67
81	NEIGHBORHOOD SERVICES.....	69
<b>PARKS &amp; RECREATION</b>		
44	ADMIN & RECREATION SERVICES.....	72
27	R.S.V.P.....	74
33	ARTS & HUMANITIES.....	76
43	SPORTS & AQUATICS.....	78

45	MUSEUM .....	80
47	LAKES.....	82
52	PARK MAINTENANCE.....	84
53	CEMETERY.....	86
54	ATHLETIC & LANDSCAPE MAINTENANCE.....	88
80	BUILDING MAINTENANCE.....	90
<b>PUBLIC WORKS</b>		
61	STORMWATER MANAGEMENT.....	93
72	STREETS.....	95
73	TRAFFIC CONTROL.....	97
77	ELECTRONIC MAINTENANCE.....	99
79	EQUIPMENT MAINTENANCE.....	101
82	SOLID WASTE-REFUSE COLLECTION.....	103
83	SOLID WASTE-REFUSE DISPOSAL.....	105
85	DRAINAGE MAINTENANCE.....	107
<b>ENGINEERING</b>		
24	ENGINEERING.....	110
18	GEOGRAPHIC INFORMATION SYSTEMS.....	112
<b>FIELD UTILITIES</b>		
37	SEWER SYSTEM TECHNICAL.....	115
38	SEWER SYSTEM CONSTRUCTION.....	117
74	WASTEWATER COLLECTION.....	119
78	WATER DISTRIBUTION.....	121
86	WASTEWATER MAINTENANCE.....	123
<b>WATER / WASTEWATER</b>		
75	MEDICINE PARK WATER TREATMENT PLANT.....	126
76	WASTEWATER TREATMENT PLANT.....	128
84	SE WATER TREATMENT PLANT.....	130
<b>POLICE</b>		
65	POLICE HEADQUARTERS.....	133
05	EMERGENCY MANAGEMENT.....	135
66	POLICE UNIFORM.....	137
67	POLICE CID.....	139
68	POLICE TECHNICAL SERVICES.....	141
69	POLICE TRAINING.....	143
70	POLICE CONTRACT SERVICES.....	145
89	ANIMAL WELFARE.....	147
<b>FIRE</b>		
93	FIRE PREVENTION.....	150
94	FIRE TRAINING.....	152
95	FIRE OPERATIONS.....	154
<b>EMERGENCY COMMUNICATIONS</b>		
06	EMERGENCY COMMUNICATIONS.....	157

## **CAPITAL IMPROVEMENT PROGRAM**

CAPITAL IMPROVEMENT PROGRAM SUMMARY.....	159
--	-----

## **SINKING FUND SCHEDULES AND ESTIMATE OF NEEDS**

### **DEBT SERVICE SCHEDULES**

### **LEASE PURCHASE SCHEDULES**

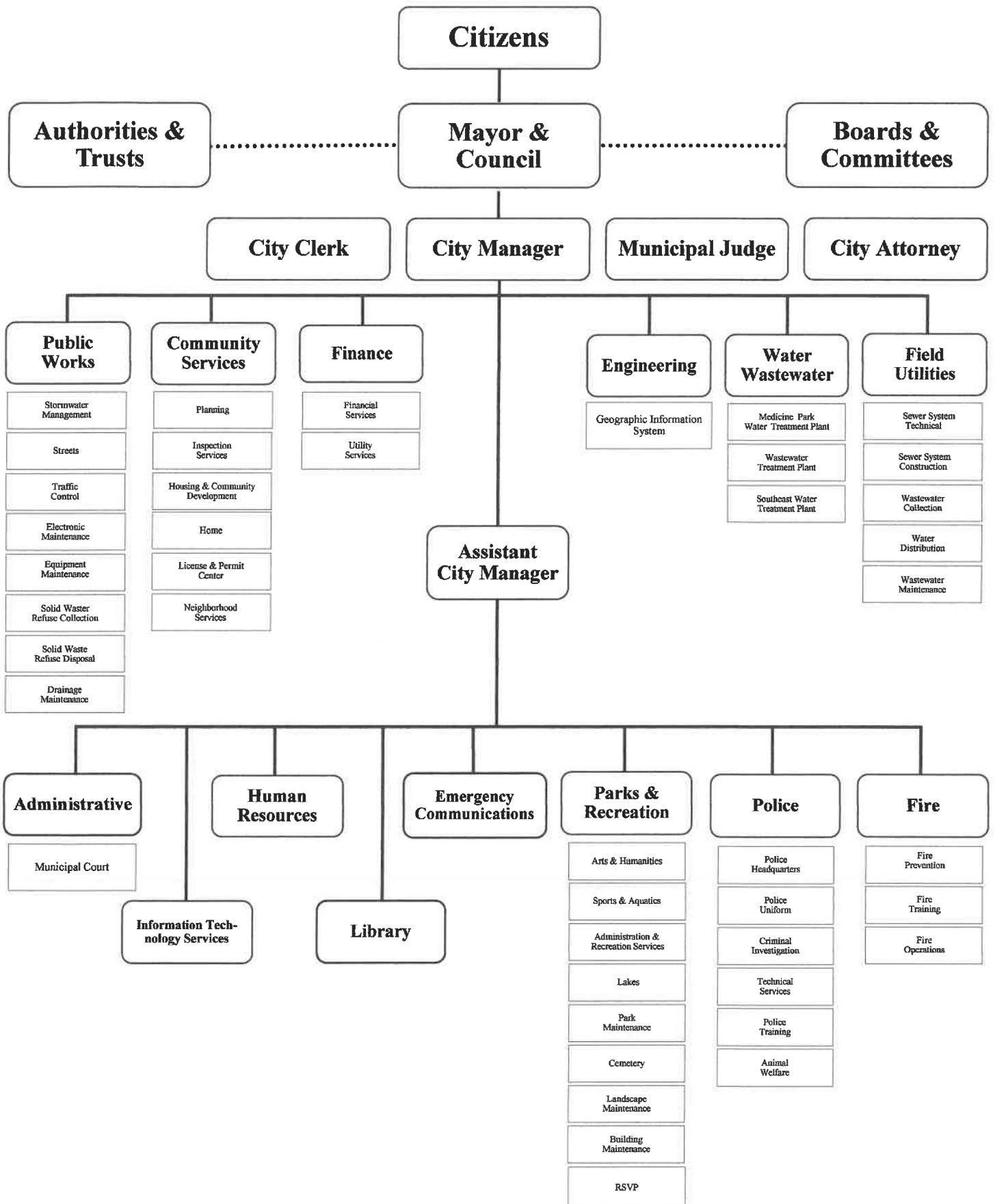
<b>BALANCE SHEET AND ESTIMATE OF</b>	
SINKING FUND NEEDS (EXHIBIT SF-1) .....	169
STATEMENT OF CASH ACCOUNTS (EXHIBIT SF-2).....	170
SINKING FUND SCHEDULES-NEW SCHEDULES (EXHIBIT SF-3).....	171
JUDGMENT INDEBTEDNESS .....	176
<b>CERTIFICATE OF THE EXCISE BOARD AND</b>	
APPROPRIATION OF INCOME & REVENUES (EXHIBIT SF-7).....	196
DEBT SERVICE SCHEDULES .....	198
LEASE PURCHASE SCHEDULES .....	218

## **APPENDIX**

GLOSSARY OF ACCOUNTS.....	219
---------------------------	-----

## ***GENERAL INFORMATION***

# City of Lawton FY 19/20





**Mayor Stanley Booker**  
3717 NE East Lake Drive  
Lawton, OK 73507  
sbooker@lawtonok.gov  
1/14/2019 to 2022

**Mary Ann Hankins – Ward 1**  
3602 NW Julie Street  
Lawton, OK 73505  
580-591-2992

mhankins@lawtonok.gov  
1/14/19 to 2022

**Keith Jackson - Ward 2**  
2603 NE Garden Lane  
Lawton, OK 73507  
580-357-8386

kjackson@lawtonok.gov  
1/14/19 to 2022

**Caleb Davis - Ward 3**  
2330 SW E Avenue  
Lawton, OK 73505  
580-483-2996

cdavis@lawtonok.gov  
1/9/17 to 2020

**Jay Burk - Ward 4**  
1415 NE Independence  
Lawton, OK 73507  
580-284-7578

jb Burk@lawtonok.gov  
3/3/08 to 2020

**Dwight Tanner, Jr. - Ward 5**  
1001 NW Bell Ave  
Lawton, OK 73507

Mailing Address P.O. Box 5851  
Lawton, OK 73502  
580-591-0560

dtanner@lawtonok.gov  
7/1/13 to 2020

**Sean Fortenbaugh - Ward 6**  
817 NW Thornbury Drive  
Lawton, OK 73505  
580-678-2837

ward6sean@gmail.com  
1/8/18 to 2021

**Onreka Johnson - Ward 7**  
1402 SW Dr. Charles Whitlow  
Avenue  
Lawton, OK 73501  
580-585-0806

ojohson@lawtonok.gov  
1/8/18 to 2021

**Randy Warren - Ward 8**  
6513 NW Columbia Avenue  
Lawton, OK 73505  
580-678-4200

randywarrenward8@gmail.com  
1/8/18 to 2021

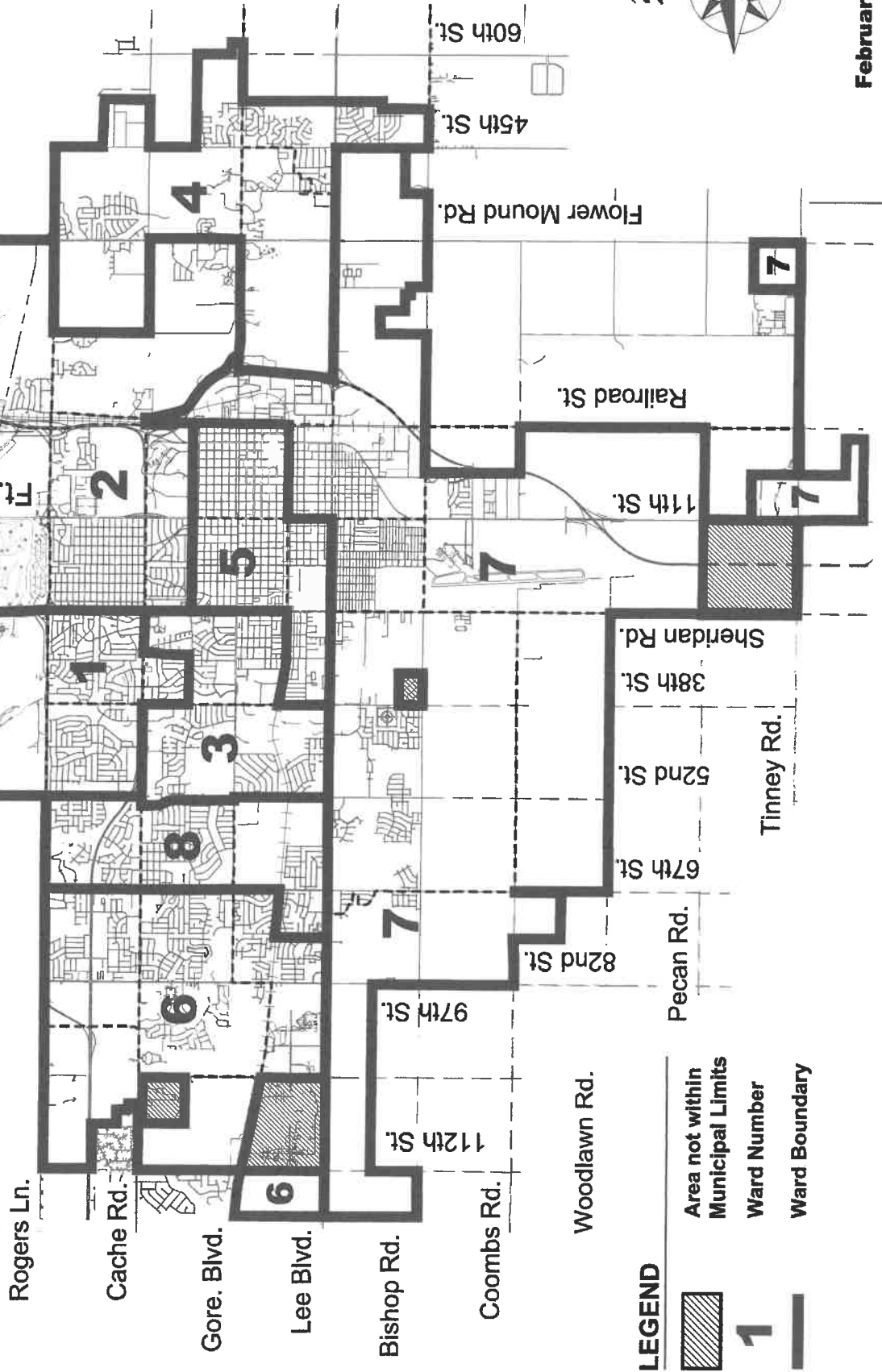
**COL SAMUEL W. CURTIS**  
**Fort Sill Liaison**  
Taylor Hall, Room 120  
Fort Sill, OK 73501  
580-442-3106

samuel.w.curtis.mil@mail.mil

# Map No. 1

## City of Lawton

### Ward Boundaries



## ***BUDGET SUMMARY***

CITY OF LAWTON  
BUDGET SUMMARY  
FISCAL YEAR 2019-2020

FUND	ESTIMATED BEGINNING BUDGET BALANCE 7/1/2019	REVENUES	PROJECTED TOTAL RESOURCES	EXPENDITURES BUDGET	JUDGMENT BOND INT REDEMPTION	CIP TRANSFER EXPENDITURES	TOTAL EXPENDITURE	TRANSFER IN/OUT(-)	ESTIMATED ENDING BUDGET BALANCE 6/30/2020
GENERAL FUND	\$ 3,403,308	\$ 57,264,085	\$ 60,667,393	\$ 58,787,881	\$ -	\$ -	58,787,881	\$ (1,658,007)	\$ 221,505
C.D.B.G.		686,052	686,052	686,052			686,052		-
HOME		343,852	343,852	343,852			343,852		-
NEIGHBORHOOD STABILIZATION			-				-		-
C.D.B.G. RECOVERY FUNDING	11,249		11,249				-		11,249
ENTERPRISE FUND									
WATER	696,119	17,821,345	18,517,464	9,662,827			9,662,827	(8,854,637)	-
SEWER	321,284	8,761,726	9,083,010	4,247,356			4,247,356	(4,835,654)	-
REFUSE	767,532	10,969,519	11,737,051	3,777,643			3,777,643	(7,959,408)	-
WAURIKA SURCHARGE	546,111	3,512,956	4,059,067	3,856,658			3,856,658		202,409
STORM WATER MANAGEMENT	264,602	332,395	596,997	413,642			413,642		183,355
OPERATING GRANTS									
OKLA DEPT OF LIBRARIES		37,350	37,350	37,350			37,350		-
R.S.V.P.		40,000	40,000	40,000			40,000		-
EMERGENCY COMMUNICATIONS	78,973	783,435	862,408	640,927			640,927		221,481
DRAINAGE MAINTENANCE	826,615	872,000	1,698,615	1,313,303			1,313,303		385,312
WASTEWATER MAINTENANCE	28,928	118,000	146,928	118,000			118,000		28,928
HOTEL MOTEL TAX/CHAMBER	680,480	1,800,000	2,480,480	1,800,000			1,800,000		680,480
ROLLING STOCK	3,251,278	2,860,000	6,111,278	3,896,753			3,896,753		2,214,525
SEWER SYSTEM REHAB	-	5,710,632	5,710,632	5,710,632			5,710,632		-
CELLULAR PHONE SERVICE	955,987	925,000	1,880,987	825,415			825,415		1,055,572
POLICE & FIRE TRAINING FUND	474,434	123,000	597,434	166,339			166,339		431,095
MUNICIPAL COURT LETA FUND	70,330	65,230	135,560	133,970			133,970		1,590
RESERVE FUND	2,169,542	500,000	2,669,542	-			-		2,669,542
OTHER SPECIAL REV FUNDS	70,118,118	30,259,215	100,377,333	90,419,814			90,419,814		9,957,519
SINKING FUNDS:									
DEBT SERVICE AD VALOREM	2,805,716	5,992,186	8,797,902	8,797,902			8,797,902		-
PARK DEVELOPMENT FUND	19,085		19,085	19,085			19,085		-
CAPITAL IMPR PROJECTS	678,199		678,199	678,199			678,199		-
SALES TAX CAPITAL IMPR - 2012	5,013,076		5,013,076	5,013,076			5,013,076		-
GO BOND IMPROVEMENT-2012	704,739		704,739	704,739			704,739		-
SALES TAX CAPITAL IMPR - 2015	50,910,777		50,910,777	60,508,068			60,508,068	9,597,291	-
SALES TAX CAPITAL IMPR - 2016	84,414,991		84,414,991	98,125,406			98,125,406	13,710,415	-
STREETS & ROADWAY GO BOND FUND	11,489,515		11,489,515	11,489,515			11,489,515		-
<b>TOTAL</b>	<b>\$ 229,211,473</b>	<b>\$ 149,777,978</b>	<b>\$ 390,478,966</b>	<b>\$ 372,214,404</b>	<b>\$ -</b>	<b>\$ -</b>	<b>\$ 372,214,404</b>	<b>\$ -</b>	<b>\$ 18,264,562</b>

CITY OF LAWTON  
BUDGET ACTIVITY FUNDING SUMMARY  
FISCAL YEAR 2019-20

	ACT NO	GENERAL FUND	ENTERPRISE FUND				OTHER	ROLLING STOCK	ADOPTED TOTAL
			C.D.B.G.	WATER	SEWER	REFUSE			
<b>MANAGERIAL:</b>									
MAYOR & COUNCIL	1	\$ 82,050	\$ -	\$ -	\$ -	\$ -	\$ -	\$ -	\$ 82,050
CITY CLERK	2	304,952							304,952
CITY MANAGER	3	781,807							781,807
HOTEL/MOTEL TAX	9	-					1,800,000		1,800,000
<b>ADMINISTRATIVE:</b>									
MUNICIPAL COURT	11	530,123					875,000		1,405,123
<b>LEGAL:</b>									
CITY ATTORNEY	8	1,355,711							1,355,711
<b>FINANCE:</b>									
FINANCIAL SERVICES	15	1,123,700	8,000						1,131,700
UTILITY SERVICES	14			701,389	340,490	300,749			1,342,628
CITY AT LARGE	41	1,753,082							1,753,082
WAURIKA FUND	55						3,856,658		3,856,658
<b>HUMAN RESOURCES:</b>									
HUMAN RESOURCES	4	664,674							664,674
<b>INFORMATION TECHNOLOGY SERVICES:</b>									
INFORMATION TECHNOLOGY SERVICES	16	731,706		365,853	365,853	365,853			1,829,265
<b>LIBRARY:</b>									
LIBRARY	51	1,238,381					37,350		1,275,731
<b>COMMUNITY SERVICES:</b>									
PLANNING	21	660,379					40,000		700,379
MASS TRANSIT	19	823,217							823,217
COMMUNITY DEVELOPMENT ADMIN	22		125,749						125,749
INSPECTION SERVICES	23	405,157							405,157
HOUSING ASSISTANCE	26		368,452						368,452
C.D. PROGRAM / NON-OPERATION	28		100,311						100,311
HOME	29		343,852						343,852
LICENSE & PERMIT CENTER	30	315,738							315,738
NEIGHBORHOOD SERVICES	81	327,010	83,540				320,264		730,814
<b>PARKS AND RECREATION:</b>									
ADMIN & RECREATION SERVICES	44	884,197							884,197
R.S.V.P.	27	43,088					40,000		83,088
ARTS & HUMANITIES	33	476,237							476,237
SPORTS & AQUATICS	43	356,800							356,800
MUSEUM	45	475,000							475,000
LAKES	47	518,748					42,000		560,748
PARK MAINTENANCE	52	1,133,846					100,480	19,264	1,253,590
CEMETERY	53	258,077					24,200		282,277
ATHLETIC & LANDSCAPE MAINTENANCE	54	667,863							667,863
BUILDING MAINTENANCE	80	1,024,145							1,024,145

CITY OF LAWTON  
BUDGET ACTIVITY FUNDING SUMMARY  
FISCAL YEAR 2019-20

	ACT NO	GENERAL FUND	ENTERPRISE FUND				OTHER	ROLLING STOCK	ADOPTED TOTAL
			C.D.B.G.	WATER	SEWER	REFUSE			
PUBLIC WORKS:									
STORMWATER MANAGEMENT	61						512,720		512,720
STREETS	72	3,330,703						551,551	3,882,254
TRAFFIC CONTROL	73	573,842							573,842
ELECTRONIC MAINTENANCE	77	540,800							540,800
EQUIPMENT MAINTENANCE	79	4,186,571						35,542	4,222,113
SOLID WASTE-REFUSE COLLECTION	82	-				2,174,142		729,106	2,903,248
SOLID WASTE-REFUSE DISPOSAL	83	-				883,042	160,000	394,646	1,437,688
DRAINAGE MAINTENANCE	85	-					1,214,225		1,214,225
ENGINEERING:									
ENGINEERING	24	1,209,496							1,209,496
GEOGRAPHIC INFORMATION SYSTEMS	18	107,714		53,857	53,857	53,857	35,000		304,286
FIELD UTILITIES:									
SEWER SYSTEM TECHNICAL	37	-					642,721		642,721
SEWER SYSTEM CONSTRUCTION	38	-					5,047,665		5,047,665
WASTEWATER COLLECTION	74	-			814,879				814,879
WATER DISTRIBUTION	78	-		2,595,366					2,595,366
WASTEWATER MAINTENANCE	86	559,334					118,000		677,334
WATER/ WASTEWATER:									
WATER TREATMENT PLANT	75	-		3,128,402					3,128,402
WASTEWATER TREATMENT PLANT	76	-			2,672,276		20,246		2,692,522
SE WATER TREATMENT PLANT	84	-		1,564,625					1,564,625
POLICE:									
POLICE HEADQUARTERS	65	1,559,004					185,100		1,744,104
EMERGENCY MANAGEMENT	05	156,964							156,964
POLICE UNIFORM	66	10,681,048					1,286,679	330,066	12,277,793
POLICE CID	67	1,925,134					119,467	5,540	2,050,141
POLICE TECHNICAL SERVICES	68	2,096,099					7,103		2,103,202
POLICE TRAINING	69	498,843					17,349		516,192
POLICE SERVICE CONTRACTS	70	163,220							163,220
ANIMAL WELFARE	89	799,843					79,836		879,679
FIRE:									
FIRE PREVENTION	93	540,412					6,900		547,312
FIRE TRAINING	94	316,432					66,050		382,482
FIRE OPERATIONS	95	11,625,992					862,232	1,831,036	14,319,262
EMERGENCY COMMUNICATIONS:									
EMERGENCY COMMUNICATIONS	06	1,000,742	-	-	-	-	1,466,342	-	2,467,084
TOTAL		\$ 58,787,881	\$ 1,029,904	\$ 8,409,492	\$ 4,247,356	\$ 3,777,643	\$ 18,983,587	\$ 3,896,753	\$ 99,132,616
CHEVRON ENERGY AND WTR METER PMT				1,253,335					1,253,335
OTHER SPECIAL FUNDS							86,492,463		86,492,463
JUDGMENTS, BOND INTEREST, AND REDEMPTION:							8,797,902		8,797,902
DEBT SERVICE TO 1972									
CAPITAL IMPROVEMENTS & OTHER SPECIAL FUNDS		-	-	-	-	-	176,538,088	-	176,538,088
TOTAL		\$ 58,787,881	\$ 1,029,904	\$ 9,662,827	\$ 4,247,356	\$ 3,777,643	\$ 290,812,040	\$ 3,896,753	\$ 372,214,404

CITY OF LAWTON  
 BUDGET ACTIVITY FUNDING SUMMARY COMPARISON  
 FY 2018-19 VS FY 2019-20

	ACT NO	GENERAL FUND	C.D.B.G.	ENTERPRISE FUND			OTHER	ROLLING STOCK	ADOPTED TOTAL
				WATER	SEWER	REFUSE			
<b>MANAGERIAL:</b>									
MAYOR & COUNCIL	1	\$ 841	\$ -	\$ -	\$ -	\$ -	\$ -	\$ -	\$ 841
CITY CLERK	2	13,081	-	-	-	-	-	-	13,081
CITY MANAGER	3	(44,998)	-	-	-	-	-	-	(44,998)
HOTEL/MOTEL TAX	9	-	-	-	-	-	435,000	-	435,000
<b>ADMINISTRATIVE:</b>									
MUNICIPAL COURT	11	4,394	-	-	-	-	835,000	-	839,394
<b>LEGAL:</b>									
CITY ATTORNEY	8	87,609	-	-	-	-	-	-	87,609
<b>FINANCE:</b>									
FINANCIAL SERVICES	15	101,459	-	-	-	-	-	-	101,459
UTILITY SERVICES	14	-	-	49,876	24,212	21,386	-	(24,359)	71,115
CITY AT LARGE	41	103,833	-	-	-	-	-	-	103,833
WAURIKA FUND	55	-	-	-	-	-	420,119	-	420,119
<b>HUMAN RESOURCES:</b>									
HUMAN RESOURCES	4	(188,739)	-	-	-	-	-	-	(188,739)
<b>INFORMATION TECHNOLOGY SERVICES:</b>									
INFORMATION TECHNOLOG	16	119,386	-	59,693	59,693	59,693	-	(20,557)	277,908
<b>LIBRARY:</b>									
LIBRARY	51	71,312	-	-	-	-	(7,650)	-	63,662
<b>COMMUNITY SERVICES:</b>									
PLANNING	21	(10,612)	-	-	-	-	8,000	-	(2,612)
MASS TRANSIT	19	46,834	-	-	-	-	-	-	46,834
COMMUNITY DEVELOPMENT	22	-	(8,179)	-	-	-	-	-	(8,179)
INSPECTION SERVICES	23	10,619	-	-	-	-	-	-	10,619
HOUSING ASSISTANCE	26	-	131,049	-	-	-	-	-	131,049
C.D. PROGRAM / NON-OPER	28	-	(4,836)	-	-	-	-	-	(4,836)
HOME	29	-	(55,993)	-	-	-	-	-	(55,993)
LICENSE & PERMIT CENTER	30	20,098	-	-	-	-	-	-	20,098
NEIGHBORHOOD SERVICES	81	28,061	(760)	-	-	-	111,664	(20,557)	118,408
<b>PARKS AND RECREATION:</b>									
ADMIN & RECREATION SERV	44	21,748	-	-	-	-	-	-	21,748
R.S.V.P.	27	1,404	-	-	-	-	-	-	1,404
ARTS & HUMANITIES	33	37,580	-	-	-	-	-	-	37,580
SPORTS & AQUATICS	43	7,820	-	-	-	-	-	-	7,820
MUSEUM	45	25,000	-	-	-	-	-	-	25,000
LAKES	47	43,056	-	-	-	-	(2,000)	(74,600)	(33,544)
PARK MAINTENANCE	52	200,585	-	-	-	-	100,480	19,264	320,329
CEMETERY	53	6,153	-	-	-	-	9,200	-	15,353
ATHLETIC & LANDSCAPE MA	54	78,935	-	-	-	-	-	-	78,935
BUILDING MAINTENANCE	80	49,629	-	-	-	-	-	(28,630)	20,999

	ACT NO	GENERAL FUND	C.D.B.G.	ENTERPRISE FUND				OTHER	ROLLING STOCK	ADOPTED TOTAL
				WATER	SEWER	REFUSE				
<b>PUBLIC WORKS:</b>										
STORMWATER MANAGEMEN	61	-	-	-	-	-	49,713	-	49,713	
STREETS	72	262,384	-	-	-	-	-	164,326	426,710	
TRAFFIC CONTROL	73	57,233	-	-	-	-	-	-	57,233	
ELECTRONIC MAINTENANCE	77	(9,305)	-	-	-	-	-	-	(9,305)	
EQUIPMENT MAINTENANCE	79	253,700	-	-	-	-	-	35,542	289,242	
SOLID WASTE-REFUSE COLI	82	-	-	-	-	148,707	-	(122,510)	26,197	
SOLID WASTE-REFUSE DISP	83	-	-	-	-	113,471	160,000	180,485	453,956	
DRAINAGE MAINTENANCE	85	-	-	-	-	-	358,364	-	358,364	
<b>ENGINEERING:</b>										
ENGINEERING	24	91,826	-	-	-	-	-	-	91,826	
GEOGRAPHIC INFORMATION	18	4,190	-	2,095	2,095	2,095	35,000	-	45,474	
<b>FIELD UTILITIES:</b>										
SEWER SYSTEM TECHNICAL	37	-	-	-	-	-	(5,057)	-	(5,057)	
SEWER SYSTEM CONSTRUC	38	-	-	-	-	-	472,636	-	472,636	
WASTEWATER COLLECTION	74	-	-	-	(814)	-	-	(67,857)	(58,671)	
WATER DISTRIBUTION	78	-	-	484,803	-	-	-	(233,910)	260,893	
WASTEWATER MAINTENANC	86	104,494	-	-	-	-	-	(23,117)	81,377	
<b>WATER/ WASTEWATER:</b>										
WATER TREATMENT PLANT	75	-	-	328,748	-	-	-	-	328,748	
WASTEWATER TREATMENT	76	-	-	-	161,740	-	1,370	(21,771)	141,339	
SE WATER TREATMENT PLA	84	-	-	(46,556)	-	-	-	-	(46,556)	
<b>POLICE:</b>										
POLICE HEADQUARTERS	65	5,586	-	-	-	-	50,464	-	56,050	
EMERGENCY MANAGEMENT	05	9,867	-	-	-	-	-	-	9,867	
POLICE UNIFORM	66	176	-	-	-	-	425,664	(179,211)	246,529	
POLICE CID	67	78,554	-	-	-	-	60,467	(20,557)	118,464	
POLICE TECHNICAL SERVICI	68	354,848	-	-	-	-	4,153	-	359,001	
POLICE TRAINING	69	(1,418)	-	-	-	-	5,549	-	4,131	
POLICE SERVICE CONTRAC'	70	-	-	-	-	-	-	-	-	
ANIMAL WELFARE	89	103,172	-	-	-	-	16,836	-	120,008	
<b>FIRE:</b>										
FIRE PREVENTION	93	24,010	-	-	-	-	(15,150)	(20,821)	(11,961)	
FIRE TRAINING	94	8,021	-	-	-	-	27,500	-	35,521	
FIRE OPERATIONS	95	777,066	-	-	-	-	(198,258)	1,831,038	2,409,846	
<b>EMERGENCY COMMUNICATIONS:</b>										
EMERGENCY COMMUNICATI	06	212,861	-	-	-	-	(108,974)	-	103,887	
<b>TOTAL</b>		<b>\$ 3,172,153</b>	<b>\$ 61,281</b>	<b>\$ 886,658</b>	<b>\$ 246,926</b>	<b>\$ 345,352</b>	<b>\$ 3,249,990</b>	<b>\$ 1,382,198</b>	<b>\$ 9,344,558</b>	
<b>CHEVRON ENERGY AND WTR ME</b>										
OTHER SPECIAL FUNDS		-	-	-	-	-	14,179,585	-	14,179,585	
<b>JUDGMENTS, BOND INTEREST,</b>										
AND REDEMPTION:		-	-	-	-	-	-	-	-	
DEBT SERVICE TO 1972		-	-	-	-	-	-	-	-	
CAPITAL IMPROVEMENTS & OTHE		-	-	-	-	-	(15,309,605)	-	(15,309,605)	
<b>TOTAL</b>		<b>\$ 3,172,153</b>	<b>\$ 61,281</b>	<b>\$ 886,658</b>	<b>\$ 246,926</b>	<b>\$ 345,352</b>	<b>\$ 2,119,970</b>	<b>\$ 1,382,198</b>	<b>\$ 8,214,538</b>	



CITY OF LAWTON

SUMMARY OF EXPENDITURES  
\*OTHER SPECIAL FUND EXPENDITURES

	2017-2018 ACTUAL EXPENDITURES	2018-2019 ADOPTED EXPENDITURES	2018-2019 PROJECTED EXPENDITURES	2019-2020 PROPOSED EXPENDITURES
2 STATE LANDFILL FUND	\$ 222,953	\$ 230,000	\$ 211,053	\$ 225,000
4 DEBT SERVICE AD VALOREM	-	-	-	-
5 DEBT SERVICE	1,114,517	1,500,000	992,310	1,500,000
7 TIF FUND	995,749	801,000	1,136,416	864,000
10 LAWTON URBAN HOUSING AUTHORITY	-	-	-	-
16 LICENSE & PERMIT FUND	-	6,500	3,440	4,200
17 PUMPING FEE FUND	98,766	250,000	326,016	332,395
19 NARCOTICS-FORFEITURES	59,055	150,000	90,000	142,161
20 INSURANCE PROCEEDS FUND	63,517	82,000	80,000	158,041
22 SMALL BUSINESS REVOLVING LOAN	-	-	-	179,666
25 ADULT SOFTBALL	5,218	76,273	9,336	46,810
26 FIRE PREVENTION EDUCATION	-	-	-	12,776
27 OFFICER TRAINING FUND	244,029	248,000	248,000	220,000
29 COURT CREDIT CARD MAINT	688,089	1,505,000	788,150	1,200,000
30 MASS TRANSIT	2,443,683	2,600,000	2,741,285	2,845,000
35 DESIGNATED PROJECTS & IMPROVEMENTS	-	-	-	1,958,884
40 FEDERAL GRANT FUNDS	1,489,820	543,080	345,617	397,735
41 METER DEPOSIT FUND	592,788	540,000	448,510	571,000
43 ELMER THOMAS PARK RENTALS	-	-	-	7,796
44 LETA BEAUTIFICATION FUND	54,684	60,000	58,516	133,970
45 IMPACT AID	-	-	-	29,176
46 MUNICIPAL COURT TRUST FUND	185,158	300,000	129,548	265,287
48 MCMAHON GRANTS FUND	81,788	650	24,562	-
52 PARK FEE FUND	-	-	-	-
54 GROUP LIFE/ HEALTH FUND	8,555,965	7,000,000	8,758,088	10,746,776
60 WATER AUTHORITY	41,712,551	50,492,000	55,441,671	56,628,241
62 GENERAL EMPLOYEE RETIREMENT	5,182,686	5,457,000	5,883,935	5,900,000
63 POLICE GRANTS FUND	-	-	-	7,123
67 FLEXIBLE BENEFITS	284,661	250,000	262,749	359,198
68 APPLICATION FEES	2,065	10,000	2,346	80,611
69 LAWTON PARKING AUTHORITY	-	-	-	1,191
71 IMPACT FEES	220	-	-	725,612
72 PARK FUND	-	-	-	2,609
74 CEMETERY REWARD FUND	-	-	-	5,500
76 SPECIAL JAIL FUND	29,515	31,600	31,599	67,280
78 REAL PROPERTY PROCEEDS	-	-	-	2,275
80 RECYCLE FUND	-	145,965	-	41,993
81 LEASE & RENTAL REVENUE	8,304	14,000	13,013	60,937
83 LANDFILL ASSURANCE FUND	725	725	725	769,220
<b>TOTALS</b>	<b>\$ 64,116,506</b>	<b>\$ 72,293,793</b>	<b>\$ 78,026,884</b>	<b>\$ 86,492,463</b>

CITY OF LAWTON

SUMMARY OF GENERAL FUND REVENUES

	2017-2018 ACTUAL REVENUES	2018-2019 ADOPTED REVENUES	2018-2019 PROJECTED REVENUES	2019-2020 PROPOSED REVENUES
CITY SALES TAX	\$ 20,686,631	\$ 20,916,415	\$ 20,846,222	\$ 21,311,394
LAWTON MARKETPLACE SALES TAX	486,836	568,123	307,251	0
LAWTON TOWN CENTER	473,118	408,647	696,236	659,050
FRANCHISE & ORD. TAX	2,582,498	2,446,070	2,613,684	2,538,461
ALCOHOLIC BEVERAGE TAX	301,853	284,671	318,813	308,015
USE TAX	3,002,007	2,969,320	3,830,179	3,493,039
TOBACCO TAX	532,452	497,215	384,526	446,241
ANIMAL CONTROL REVENUE	374,473	388,855	292,203	221,951
CEMETERY REVENUE	51,094	50,719	55,685	55,702
LIBRARY REVENUE	17,549	18,481	15,793	17,552
SWIMMING/TENNIS REVENUES	-	-	-	-
MISCELLANEOUS REVENUES	499,201	551,460	513,907	495,405
RECREATION REVENUE	51,082	44,759	49,462	47,985
POLICE FINES AND BONDS	2,038,510	2,297,877	2,043,298	2,079,098
CRIME STOPPERS	-	-	-	-
BUILDING & SAFETY REV.	357,313	403,253	424,753	437,892
ALCOHOLIC BEVERAGE LIC.	72,159	71,481	184,266	139,429
OTHER BUSINESS LICENSE	112,627	108,871	101,965	109,758
BOAT & SKI PERMITS	113,234	128,198	138,554	132,384
ZONING/ PLAT/REVOKABLE PERMITS	52,551	57,458	32,157	47,249
CAMPING FEES	226,353	192,987	168,895	183,388
LEASES & RENTALS	199,232	81,126	15,770	61,448
AUDITORIUM	-	-	-	-
COPY SALES	12,582	14,180	13,143	14,296
SALE - PROPERTY	10,052	32,539	3,750	753
INTEREST EARNINGS	243,956	189,332	316,927	240,313
TRANSFER - OTHER FUNDS	57,071	79,587	17,007	35,602
GASOLINE TAX	357,002	87,500	261,009	179,212
VEHICLE LICENSE	657,983	631,126	581,212	637,034
OTHER GRANTS	46,015	71,447	68,863	59,203
TOWN HALL RECEIPTS	-	-	-	-
GARAGE SALE PERMITS	6,375	5,785	3,945	4,524
	<u>33,621,809</u>	<u>33,597,482</u>	<u>34,299,474</u>	<u>33,956,379</u>
LPS SALES TAX	-	-	-	-
CAPITAL IMP. SALES TAX - 2015	9,462,308	9,375,000	9,597,291	9,597,291
CAPITAL IMP. SALES TAX - 2012	-	-	-	-
CAPITAL IMP. SALES TAX - 2008	-	-	-	-
CAPITAL IMP. SALES TAX - 2016	<u>13,517,583</u>	<u>13,569,775</u>	<u>13,710,415</u>	<u>13,710,415</u>
<b>GRAND TOTAL</b>	<u>\$ 56,601,699</u>	<u>\$ 56,542,257</u>	<u>\$ 57,607,180</u>	<u>\$ 57,264,085</u>

**CITY OF LAWTON**

**SUMMARY OF REVENUES FOR ENTERPRISE FUND**

	<u>2017-2018 ACTUAL REVENUE</u>	<u>2018-2019 ADOPTED REVENUE</u>	<u>2018-2019 PROJECTED REVENUE</u>	<u>2019-2020 PROPOSED REVENUE</u>
<b>WATER REVENUE:</b>				
WATER TRANSFER FROM TRUST	\$ 16,640,514	\$ 16,377,638	\$ 17,153,206	\$ 17,340,027
WATER TAPS	24,116	32,075	27,291	31,482
OTHER WATER REVENUE	<u>405,848</u>	<u>389,246</u>	<u>457,670</u>	<u>449,836</u>
<b>TOTAL WATER REVENUE</b>	<u>\$ 17,070,478</u>	<u>\$ 16,798,959</u>	<u>\$ 17,638,166</u>	<u>\$ 17,821,345</u>
<b>SEWER REVENUE:</b>				
SEWER SERVICE	8,477,235	8,315,174	8,569,282	8,664,751
WASTEWATER EFFLUENT	<u>97,656</u>	<u>97,719</u>	<u>97,651</u>	<u>96,975</u>
<b>TOTAL SEWER REVENUE</b>	<u>\$ 8,574,891</u>	<u>\$ 8,412,893</u>	<u>\$ 8,666,933</u>	<u>\$ 8,761,726</u>
<b>REFUSE REVENUES:</b>				
REFUSE DISPOSAL	7,788,239	8,087,485	8,502,767	8,346,274
LANDFILL FEES	<u>2,554,190</u>	<u>2,340,856</u>	<u>2,730,903</u>	<u>2,623,245</u>
<b>TOTAL REFUSE REVENUES</b>	<u>\$ 10,342,429</u>	<u>\$ 10,428,341</u>	<u>\$ 11,233,670</u>	<u>\$ 10,969,519</u>
<b>TOTAL ENTERPRISE REVENUE</b>	<u>\$ 35,987,798</u>	<u>\$ 35,640,193</u>	<u>\$ 37,538,769</u>	<u>\$ 37,552,590</u>

**CITY OF LAWTON**  
**SUMMARY OF REVENUES**  
**FOR GRANTS AND OTHER SOURCES**

	<u>2017-2018 ACTUAL REVENUES</u>	<u>2018-2019 ADOPTED REVENUES</u>	<u>2018-2019 PROJECTED REVENUES</u>	<u>2019-2020 PROPOSED REVENUES</u>
C.D.B.G.	\$ 577,394	\$ 731,220	\$ 581,986	\$ 686,052
HOME PROGRAM	404,159	237,403	332,521	343,852
CDBG NEIGHBORHOOD STABILIZATION	-	11,249	11,249	-
CDBG RECOVERY FUNDING	-	-	-	-
HOTEL MOTEL TAX	1,193,444	1,188,000	1,188,180	1,800,000
HUNTING AND FISHING	46,490	44,000	40,075	42,000
CEMETERY	15,612	15,000	15,181	15,200
ANIMAL WELFARE LICENSE	39,109	40,000	41,103	41,000
ANIMAL WELFARE NEUTER	17,540	16,500	37,013	35,000
ANIMAL DONATION FUND	2,085	2,000	2,000	2,000
EMERGENCY COMMUNICATIONS	826,845	766,857	766,641	783,435
DRAINAGE MAINTENANCE PROGRAM	871,647	820,000	872,709	872,000
STORM WATER MITIGATION	327,163	333,705	327,163	332,395
WASTEWATER MAINTENANCE PROG	118,000	118,000	118,000	118,000
WAURIKA SURCHARGE	3,491,426	3,399,000	3,319,493	3,512,956
ROLLING STOCK	3,580,640	2,865,261	2,499,289	2,860,000
SEWER SYSTEM REHAB	4,023,682	5,241,683	6,291,659	5,710,632
CELLULAR SERVICE FEE	1,331,012	900,000	858,808	925,000
POLICE & FIRE TRAINING FUND	133,403	127,000	122,205	123,000
OTHER SPECIAL REVENUE FUNDS*	30,015,270	25,047,815	30,869,152	30,689,245
OTHER GRANTS				
R.S.V.P.	39,181	40,000	82,380	40,000
OKLA. DEPT OF LIBRARIES	45,268	45,000	56,227	37,350
OEA GRANT	-	-	-	-
<b>TOTALS</b>	<u><u>\$ 47,099,370</u></u>	<u><u>\$ 41,989,693</u></u>	<u><u>\$ 48,433,035</u></u>	<u><u>\$ 48,969,117</u></u>

**REVENUE SUMMARY**

TOTAL ENTERPRISE REVENUE	\$ 35,987,798	\$ 35,640,193	\$ 37,538,769	\$ 37,552,590
TOTAL GENERAL FUND REVENUE	\$ 33,621,809	\$ 33,597,482	\$ 34,299,474	\$ 33,956,379
TOTAL GRANT AND OTHER REVENUE	\$ 47,099,370	\$ 41,989,693	\$ 48,433,035	\$ 48,969,117
JUDGMENTS & DEBT SERVICE	\$ 3,056,270	\$ 3,302,076	\$ 3,302,076	\$ 5,992,186
CAPITAL IMPROVEMENTS	\$ 22,979,890	\$ 22,944,775	\$ 23,307,706	\$ 23,307,706
<b>TOTAL ALL REVENUE</b>	<u><u>\$ 142,745,137</u></u>	<u><u>\$ 137,474,219</u></u>	<u><u>\$ 146,881,060</u></u>	<u><u>\$ 149,777,978</u></u>

\* see attached page for listing

CITY OF LAWTON  
SUMMARY OF REVENUES  
\*OTHER SPECIAL REVENUES

	2017-2018 ACTUAL REVENUES	2018-2019 ADOPTED REVENUES	2018-2019 PROJECTED REVENUES	2019-2020 PROPOSED REVENUES
2 STATE LANDFILL FUND	\$ 197,175	\$ 182,000	\$ 191,319	\$ 190,000
3 LAKES FUND	-	-	-	-
4 DEBT SERVICE AD VALOREM	-	-	-	-
5 DEBT SERVICE	-	-	830,276	830,000
7 TIF FUND	959,953	801,000	990,125	659,050
10 LAWTON URBAN HOUSING AUTHORITY	-	-	-	-
15 RESERVE FUND	242,964	350,000	350,000	500,000
16 LICENSE & PERMIT FUND	-	-	-	-
17 PUMPING FEE FUND	96,481	350,000	309,617	332,395
18 ANIMAL SHELTER FUND	-	-	-	-
19 NARCOTICS-FORFEITURES	132,944	75,000	103,086	100,000
20 INSURANCE PROCEEDS FUND	57,467	31,250	54,376	55,000
22 SMALL BUSINESS REVOLVING LOAN	2,085	400	2,442	2,800
23 ANIMAL DONATION FUND	-	-	-	-
25 ADULT SOFTBALL	30,530	19,750	19,750	20,000
26 FIRE PREVENTION EDUCATION	-	100	-	-
27 OFFICER TRAINING FUND	198,060	185,000	196,042	197,000
28 WATER METER DEPOSITS	-	5,000	-	-
29 COURT CREDIT CARD MAINT	1,693,921	800,000	1,693,921	1,690,000
30 MASS TRANSIT	2,355,921	2,845,000	2,785,049	2,845,000
33 CAPITAL IMPROVEMENTS- LPS 2009	-	-	-	-
35 CAPITAL IMPROVEMENTS	691,720	500,000	691,720	450,000
40 FEDERAL GRANT FUNDS	124,953	500,000	141,024	125,000
41 METER DEPOSIT FUND	609,430	520,000	580,530	571,000
42 ANIMAL LICENSE FUND	-	-	-	-
43 ELMER THOMAS PARK RENTALS	-	-	-	-
44 LAWTON BEAUTIFICATION FUND	68,530	57,000	65,010	65,230
45 IMPACT AID	-	-	-	-
46 MUNICIPAL COURT TRUST FUND	173,704	200,000	173,704	175,000
47 CEMETERY CARE FUND	15,612	-	-	-
48 MCMAHON GRANTS FUND	-	-	-	-
52 PARK FEE FUND	-	-	-	-
54 GROUP LIFE/ HEALTH FUND	9,747,108	9,000,000	9,747,107	9,800,000
60 WATER AUTHORITY	-	-	-	-
62 GENERAL EMPLOYEE RETIREMENT	7,860,931	9,500,000	7,120,000	7,200,000
63 POLICE GRANTS FUND	-	-	-	-
67 FLEXIBLE BENEFITS	296,453	285,000	249,792	300,000
68 APPLICATION FEES	4,885	4,500	6,000	5,090
69 LAWTON PARKING AUTHORITY	-	-	-	-
71 IMPACT FEES	-	-	-	-
72 PARK FUND	-	-	-	-
74 CEMETERY REWARD FUND	-	-	-	-
76 SPECIAL JAIL FUND	22,680	25,660	18,112	22,680
78 REAL PROPERTY PROCEEDS	-	-	-	-
80 RECYCLE FUND	11,029	18,000	-	15,000
81 LEASE & RENTAL REVENUE	12,662	22,000	14,650	15,000
82 STREETS AND ROADWAY IMPROVEMENTS	-	-	-	-
83 LANDFILL ASSURANCE FUND	9,013	7,500	8,500	9,000
90 CAPITAL IMPROVEMENT - 2012	-	-	-	-
91 AD VALOREM 2012	21,025	-	27,000	15,000
92 LIDA	4,378,034	182,000	4,500,000	4,500,000
93 CAPITAL IMPROVEMENT - 2015	-	-	-	-
<b>TOTALS</b>	<b>\$ 30,015,270</b>	<b>\$ 26,466,160</b>	<b>\$ 30,869,152</b>	<b>\$ 30,689,245</b>

BUDGET SUMMARY BY DIVISION

	2017-2018 ACTUAL EXPENDITURES	2018-2019 ADOPTED BUDGET	2018-2019 ACTUAL EXPENDITURES	2019-2020 PROPOSED BUDGET
MAYOR & COUNCIL	68,400	81,209	76,644	82,050
CITY CLERK	305,323	291,871	299,979	304,952
CITY MANAGER	777,790	826,805	774,552	781,807
HOTEL MOTEL TAX	1,344,643	1,365,000	1,365,000	1,800,000
MUNICIPAL COURT	483,674	565,729	522,096	1,405,123
CITY ATTORNEY	1,206,863	1,268,102	1,280,767	1,355,711
HUMAN RESOURCES	674,003	853,413	701,664	664,674
LIBRARY-OPERATION	1,179,827	1,212,069	1,207,510	1,275,731
INFORMATION TECHNOLOGY	1,348,670	1,551,357	1,485,777	1,829,265
UTILITY SERVICES	1,226,318	1,271,513	1,255,577	1,342,628
FINANCIAL SERVICES	1,004,496	1,030,241	979,068	1,131,700
CITY-AT-LARGE	1,715,603	1,649,249	1,438,975	1,753,082
WAURIKA PAYMENTS	1,955,617	3,436,539	3,436,539	3,856,658
PLANNING	681,043	702,991	755,812	700,379
MASS TRANSIT	710,000	776,383	776,383	823,217
COM DEVELOP ADMIN	89,121	133,928	154,048	125,749
INSPECTION SERVICES	411,363	394,538	385,445	405,157
HOUSING ASSISTANCE DIV	113,792	237,403	215,014	368,452
C D PROGRAM/NON-OPERATION	88,913	105,147	105,147	100,311
HOME PROGRAM	39,461	399,845	391,807	343,852
LICENSE & PERMIT CENTER	280,293	295,640	292,445	315,738
NEIGHBORHOOD SERVICES	410,659	611,806	537,522	730,814
ADMIN & RECREATION SRVCS	891,086	862,449	851,276	884,197
R.S.V.P.	75,237	81,684	55,945	83,088
ARTS & HUMANITIES	484,036	438,657	431,206	476,237
SPORTS AND AQUATICS	332,154	348,980	361,003	356,800
MUSEUM	501,506	450,000	450,000	475,000
LAKES	483,433	594,292	549,420	560,748
PARK MAINTENANCE	937,993	933,261	939,111	1,253,590
CEMETERY	351,264	266,924	260,281	282,277
ATHLETIC & LANDSCAPE MAIN.	563,197	588,928	577,809	667,863
BUILDING MAINTENANCE	885,096	1,003,146	988,778	1,024,145
STORMWATER MANAGEMENT	355,973	463,007	373,739	512,720
STREETS	2,676,905	3,455,544	3,246,058	3,882,254
TRAFFIC CONTROL	420,153	516,609	432,882	573,842
ELECTRONIC MAINTENANCE	502,076	550,105	530,345	540,800
EQUIPMENT MAINTENANCE	3,471,940	3,932,871	4,118,697	4,222,113
SOLID WASTE-REFUSE COLLEC	3,562,727	2,877,051	2,713,874	2,903,248
SOLID WASTE-REFUSE DISPSL	714,951	983,732	956,312	1,437,688
DRAINAGE MAINTENANCE	758,051	855,861	896,233	1,214,225
ENGINEERING	890,249	1,117,870	953,484	1,209,496
GEOGRAPHICAL INFO SYSTEM	265,239	258,812	261,148	304,286
SEWER SYSTEM TECH DIV	667,358	647,778	519,786	642,721
SEWER SYS CONSTRUCTION DIV	4,088,003	4,575,029	4,325,363	5,047,665
WASTEWATER COLLECTION	1,075,583	873,550	699,146	814,879
WATER DISTRIBUTION	2,028,351	2,334,473	2,211,032	2,595,366
WASTEWATER MAINTENANCE	507,262	595,957	687,925	677,334
MEDICINE PARK WTP	2,657,313	2,801,654	2,943,835	3,128,402
WASTEWATER TREATMENT PLNT	2,435,663	2,551,183	2,567,164	2,692,522
SE WATER TREATMENT PLANT	1,398,464	1,611,181	1,523,493	1,564,625
POLICE HEADQUARTERS	1,697,903	1,688,054	1,669,261	1,744,104
EMERGENCY MANAGEMENT	147,096	147,097	147,097	156,964
POLICE UNIFORM	11,206,230	12,031,264	11,825,326	12,277,793
POLICE CID	1,871,563	1,931,677	1,904,006	2,050,141
POLICE TECH SERVICES	1,690,244	1,744,201	1,759,354	2,103,202
POLICE TRAINING	522,889	512,061	500,773	516,192
POLICE CONTRACT SERVICES	163,220	163,220	163,220	163,220
ANIMAL WELFARE	707,480	759,671	775,892	879,679
FIRE PREVENTION	525,575	559,273	572,809	547,312
FIRE TRAINING	381,422	346,961	345,518	382,482
FIRE OPERATIONS	11,466,091	11,909,416	11,843,749	14,319,262
EMERGENCY COMMUNICATIONS	2,689,491	2,363,197	2,170,937	2,467,084
TOTAL	\$83,166,339	\$89,787,458	\$87,541,058	\$99,132,616

BUDGET SUMMARY BY EXPENDITURE ACCOUNT

	2017-2018 ACTUAL EXPENDITURES	2018-2019 ADOPTED BUDGET	2018-2019 ESTIMATED EXPENDITURES	2019-2020 PROPOSED BUDGET
<b>PERSONNEL SERVICES</b>				
101 SALARIES AND WAGES	39,011,039	41,443,450	39,812,942	43,552,202
102 DIFFERENTIAL/LEADMAN PAY	445,130	411,085	432,698	462,825
103 SICK LEAVE-PAY IN LIEU	702,893	821,919	874,639	778,120
104 CONTRACT LABOR	546,889	646,160	534,788	610,300
106 PART-TIME	378,273	394,647	440,477	491,285
108 OVERTIME	1,414,943	1,194,950	1,444,354	1,310,840
110 UNEMPLOYMENT CONTRIBUTION	53,771	49,645	57,700	63,079
111 F.I.C.A.	1,797,699	1,985,821	1,898,700	2,100,709
112 WORKERS COMPENSATION	781,870	758,319	1,200,492	1,155,633
113 GROUP LIFE & HOSP	5,246,357	5,186,968	4,709,159	5,245,348
114 CITY RETIREMENT PLAN	2,123,291	2,335,195	2,183,170	2,441,489
116 POLICE PENSION PLAN	1,294,420	1,367,260	1,326,961	1,442,085
117 FIREFIGHTER'S PENSION	1,183,595	1,244,110	1,197,345	1,238,450
118 LONGEVITY	720,408	722,116	720,407	687,532
119 HOLIDAY PAY	567,367	786,465	615,048	694,900
121 UNIFORM MAINTENANCE	87,219	90,420	85,973	90,470
TOTAL	\$56,355,164	\$59,438,530	\$57,534,853	\$62,365,267
<b>MATERIALS AND SUPPLIES</b>				
201 SUPPLIES, TOOLS, EQUIP	1,220,164	1,276,714	1,286,106	1,441,797
204 PETROLEUM PRODUCTS	1,272,685	1,484,950	1,503,650	1,566,974
205 CHEMICALS	1,763,737	2,009,785	2,049,500	2,134,483
211 REPAIR AND MAINTENANCE	4,220,510	5,205,018	5,037,825	6,302,332
212 CONTRACTUAL MAINTENANCE	729,522	995,201	974,653	946,835
214 MAINT MATERL-MOTIVE EQUIP	1,530,523	1,723,250	1,978,250	1,937,750
216 UNIFORM AND CLOTHING	411,747	379,739	365,646	433,964
TOTAL	\$11,148,888	\$13,074,657	\$13,195,630	\$14,764,135
<b>OTHER SERVICES &amp; CHARGES</b>				
221 RENTAL, PUBL, PRINTING	308,492	372,316	298,033	382,343
230 CONTINGENCY	11,612	80,000	45,000	120,000
231 PROF & TECHNICAL SERVICE	5,733,745	7,963,430	7,824,530	9,165,558
241 TELEPHONE & POSTAGE	783,009	726,502	814,602	962,552
248 ELECTRICITY & NAT GAS	2,172,111	2,322,540	2,341,920	2,463,888
251 INSURANCE	366,999	376,216	379,195	379,408
265 TRAINING AND TRAVEL	367,895	454,755	425,173	554,831
272 ELECTION EXPENSE	10,487	19,000	28,959	20,400
279 OTHER EXPENSES	1,228,554	1,546,225	1,418,219	1,461,491
TOTAL	\$10,982,904	\$13,860,984	\$13,575,631	\$15,510,471
<b>CAPITAL OUTLAY</b>				
310 LEASE PURCHASE AGREEMENT	2,102,849	1,437,593	1,437,593	410,036
312 MACHINERY & EQUIPMENT	2,342,237	1,850,694	1,713,351	5,646,976
314 LIBRARY BOOKS	27,030	95,000	65,000	95,000
321 CONSTRC, IMPRVMT, ADDTN	207,267	30,000	19,000	340,731
TOTAL	\$4,679,383	\$3,413,287	\$3,234,944	\$6,492,743
GRAND TOTAL	\$83,166,339	\$89,787,458	\$87,541,058	\$99,132,616

PERSONNEL SUMMARY FY 2019-2020

	2016-2017 ADOPTED BUDGET	2016-2017 ADOPTED SALES TAX EXT	2017-2018 ADOPTED BUDGET	2017-2018 ADOPTED SALES TAX EXT	2018-2019 ADOPTED BUDGET	2018-2019 ADOPTED SALES TAX EXT	2019-2020 PROPOSED BUDGET	2019-2020 PROPOSED SALES TAX EXT
MAYOR & COUNCIL	0		0		0		0	
CITY CLERK	3		3		3		3	
CITY MANAGER	4		4		5		5	
AUDITING	1		1		0		0	
MUNICIPAL COURT	8		8		8		8	
CITY ATTORNEY	13		13		13		13	
FINANCE ADMINISTRATION	2		4		0		0	
FINANCIAL SERVICES	10		8		12		13	
UTILITY SERVICES	17		17		17		18	
HUMAN RESOURCES	8		7		7		8	
INFORMATION TECHNOLOG	12		12		12		12	
LIBRARY	11		11		10		10	
PLANNING	8		8		8		8	
COMMUNITY DEVELOPME	1		1		1		1	
INSPECTION SERVICES	8		8		7		7	
HOUSING ASSISTANCE	2		2		2		3	
HOME	1		1		1		1	
LICENSE AND PERMIT CENT	5		5		5		5	
NEIGHBORHOOD SERVICES	8		8		8		8	
PARKS & REC ADMIN	3		3		0		0	
ADMIN & RECREATION SER'	0		0		10		10	
RECREATION & LEISURE SE	8		8		0		0	
R.S.V.P.	1		1		1		1	
ARTS & HUMANITIES	3		3		5		5	
MCMAHON AUDITORIUM	2		2		0		0	
SPORTS & AQUATICS	2		2		2		2	
LAKES	5		5		5		5	
PARK MAINTENANCE	10		10		10		11	
CEMETERY	4		4		4		4	
ATHLETIC LANDSCAPE MAI	9		9		9		10	
BUILDING MAINTENANCE	13		13		13		14	
PUBLIC WORKS ADMIN	0		0		0		0	
STORMWATER MANAGEME	5		5		5		5	
STREETS	38		38		38		38	
TRAFFIC CONTROL	9		8		8		8	
ELECTRONIC MAINTENANC	4		4		4		4	
EQUIPMENT MAINTENANCE	17		16		16		16	
SOLID WASTE-REFUSE COL	39		39		39		39	
SOLID WASTE-REFUSE DIS	10		10		10		12	
DRAINAGE MAINTENANCE	10		10		10		10	
ENGINEERING	16		14		13		13	
GEOGRAPHIC INFO SYSTEM	2		2		2		2	
SEWER SYSTEM TECHNICA	7		6		6		6	
SEWER SYSTEM CONSTRU	26		26		27		27	
WASTEWATER COLLECTIO	15		14		13		13	
WATER DISTRIBUTION	26		26		26		25	
WASTEWATER MAINTENAN	10		10		10		10	
WATER TREATMENT PLANT	15		15		14		15	
WASTEWATER TREATMENT	24		23		23		23	
SE WATER TREATMENT PL	11		11		12		11	
POLICE HEADQUARTERS	17		17		17		17	
POLICE UNIFORM	144	9	144	9	144	9	141	9
POLICE CID	21		21		21		23	
POLICE TECHNICAL SERVIC	28		28		28		39	
POLICE TRAINING	4		4		4		4	
ANIMAL WELFARE	10		12		11		12	
FIRE PREVENTION	6		6		6		6	
FIRE TRAINING	3		3		3		3	
FIRE OPERATIONS	127	12	127	12	126	12	126	12
EMERGENCY COMMUNICAT	34		34		34		34	
	<b>860</b>	<b>21</b>	<b>854</b>	<b>21</b>	<b>848</b>	<b>21</b>	<b>867</b>	<b>21</b>

Note: This schedule does not include part-time positions but includes transfers.



*CAPITAL OUTLAY*  
*DEPARTMENTAL REQUESTS*  
*AND FUNDING*

CITY OF LAWTON  
BUDGET FY 2019-2020  
CAPITAL OUTLAY ITEMS BY CATEGORY AND FUNDING SOURCE

Dept #	Activity	Description	ITEMS FUNDED			ITEMS REQUESTED		
			General & Enterprise Funds	Rolling Stock	Activities with self funding	General & Enterprise Funds	Rolling Stock	Activities with self funding
<b>Administrative</b>								
11	MUNICIPAL COURT	Electronic citation system			\$ 400,000			\$ 400,000
		Court software			\$ 475,000			\$ 475,000
<b>Information Technology Services</b>								
16	INFORMATION TECH SVCS	HP color laser-jet printer for city-wide printing	\$ -			\$ 1,700		
		UPS Model 9330 40KV for City Hall Annex	\$ -			\$ 30,000		
		Truck, sport utility, 1/2 ton	\$ -			\$ 22,500		
<b>Engineering</b>								
18	GEOGRAPHICAL INFO SYS	Digital aerial imagery for Lawton City Limits w/ 3" resolution			\$ 35,000	\$ 35,000		
<b>Library</b>								
51	LIBRARY	Library books and materials	\$ 32,850			\$ 50,000		
		Hazardous Material Mitigation	\$ -			\$ 12,000		
		Library books and materials (state aid grant)			\$ 37,350	\$ -		\$ 37,350
		Library books and materials (county funding)	\$ 25,000			\$ 25,000		
<b>Finance</b>								
15	FINANCIAL SERVICES	Color Printer/PrintShop	\$ 15,000			\$ 15,000		
14	UTILITY SERVICES	Replacement meters and meter equipment	\$ 60,000			\$ 118,880		
<b>Public Works</b>								
81	STORMWATER MITIGATION	Truck, Pickup, 1/2 Ton, Crw Cab (REVRB #13)			\$ 32,445			\$ 32,445
72	STREETS	Motorgrader (REVRB #36)		\$ 281,551		\$ 281,551		
		Salt and sand spreader	\$ 16,200			\$ 16,200		
		Street sweeper	\$ -	\$ 270,000		\$ -	\$ 270,000	
		30" walk behind concrete saw	\$ 17,820			\$ 17,820		
73	TRAFFIC CONTROL	Speed Tables (4)	\$ 24,000			\$ 24,000		
77	ELECTRONIC MAINTENANCE	Radar traffic signs (2)	\$ 5,000			\$ 6,500		
79	EQUIPMENT MAINTENANCE	Truck, Pickup, 1 Ton Utility		\$ 35,542		\$ 35,542		
82	SOLID WASTE REFUSE COLLECTION	Truck, Compactor, Side load (REVRB #35)		\$ 338,600		\$ 338,600		
		Truck, Compactor, Rear load (REVRB #41)		\$ 217,971		\$ 217,971		
		Truck, Container, Hook Hoist (REVRB #43)		\$ 172,535		\$ 172,535		
83	SOLID WASTE REFUSE DISPOSAL	Dozer, straight blade (REVRB #35)		\$ 394,646		\$ 394,646		
		Landfill equipment wash bay completion			\$ 160,000			\$ 160,000
		Employee lockers at landfill equipment maintenance facility	\$ 8,000			\$ 16,000		
85	DRAINAGE MAINTENANCE	Farm Tractor (REVRB #3)		\$ 132,109		\$ 132,109		
		Truck, Pickup, 1/2 Ton, Ext Cab (REVRB #5)		\$ 26,064		\$ 26,064		
		Farm Tractor (REVRB #7)		\$ 132,109		\$ 132,109		
		Culvert cleaner		\$ 3,200		\$ 3,200		
<b>Parks and Recreation</b>								
33	ARTS & HUMANITIES	ADA ramp allowing access to stage	\$ 15,000			\$ 15,000		
		Stage rigging system	\$ 25,000			\$ 25,000		
		Air ducts above dressing on the stage	\$ -			\$ 30,000		
44	ADMIN AND RECREATION SERVICES	Patterson Community Center restrooms	\$ -			\$ 10,000		
		Stacking chairs for extra seating for City Hall/banquet hall (21)	\$ 4,410			\$ 4,410		
		Portable stage for City Hall Banquet Hall and other rooms as needed	\$ -			\$ 10,200		
		52' Outdoor movie screen	\$ -			\$ 40,000		
		Patterson Center mural	\$ -			\$ 4,500		
		Nova monitor lift for City Hall auditorium	\$ 1,500			\$ 1,500		
		Portable showmaster community stage with light attachments and access staircase	\$ -			\$ 150,000		
47	LAKES	Grasshopper 325D 72" deck diesel commercial mower	\$ 12,303			\$ 12,303		
		Dock with ADA Compliant access and parking	\$ -			\$ 65,000		
		Asphalt for roads at Lawtonka campground	\$ 42,000			\$ 42,000		
		AFE Forestry Mulcher Package	\$ -			\$ 37,000		

Dept #	Activity	Description	ITEMS FUNDED			ITEMS REQUESTED		
			General & Enterprise Funds	Rolling Stock	Activities with self funding	General & Enterprise Funds	Rolling Stock	Activities with self funding
52	PARK MAINTENANCE	Farm Tractor (REVRB #37)		\$ 19,264			\$ 19,264	
		ADA CSPC Compliant Playground	\$ -			\$ 180,000		
		ADA compliant picnic tables	\$ 4,500			\$ 4,950		
		Tennis Court Repairs and Resurfacing	\$ -		\$ 100,480			\$ 100,480
		Large Group Steel Grill	\$ -			\$ 2,560		
		Sign Making Machine - Laguna IQ CNC	\$ -			\$ 5,971		
		8' ADA Rectangular Steel Picnic Tables	\$ 2,272			\$ 2,272		
		Campstove Grill (15x20)	\$ -			\$ 2,238		
		ADA 4' Rectangular Steel Pedestal Tables	\$ 1,309			\$ 11,781		
		ADA Compliant Drinking Fountain/Outdoor Cooling Mister	\$ 3,910			\$ 3,910		
		ADA compliant drinking fountain with pet fountain	\$ 3,260			\$ 3,260		
		MIG Arc Welder	\$ -			\$ 2,700		
		CNC Plasma Cutting Machine	\$ -			\$ 34,906		
53	CEMETERY	Utility Gator w/ cab			\$ 16,800	\$ -		\$ 16,800
54	ATHLETIC/LANDSCAPE MAINTENANCE	Wireless link for the Armory	\$ -			\$ 3,055		
		Medlan Herbicide Sprayer	\$ 16,450			\$ 16,450		
		Shade Covers - for baseball fields for Grandview Sports Complex	\$ -			\$ 60,000		
		ABI-S360 Infield Groomer	\$ -			\$ 16,200		
		Bottle filler with ADA Drinking Fountains - McMahon Sports Complex	\$ -			\$ 8,810		
		5-row, 21' transportable bleachers	\$ -			\$ 14,140		
		Gator- Utility Vehicle - John Deere TX 4x2 (Model Year 19)	\$ 9,121			\$ 9,121		
		Redfield Infield conditioner for Ball Fields	\$ -			\$ 3,528		
		36x24 double rim planter for 2nd Street streetscape	\$ -			\$ 2,358		
		30x20 double rim planter for 2nd Street streetscape	\$ -			\$ 4,350		
		FieldLazer S100	\$ -			\$ 2,369		
		All Terrain Mower	\$ -			\$ 46,458		
		Grasshopper Z-turn Mower	\$ 14,383			\$ 14,383		
		Grasshopper Z-turn Mower	\$ -			\$ 14,383		
		Knapscheide service body for F250 truck	\$ -			\$ 7,500		
		Precast Concrete Storage Building - 17th & G (Ahlschleger Park)	\$ -			\$ 40,000		
		Retrofit for ballpark lighting to LED lighting at Ahlschleger Park	\$ -			\$ 385,000		
		Retrofit for ballpark lighting to LED lighting at Eastside Regional Park	\$ -			\$ 440,000		
		Retrofit for ballpark lighting to LED lighting at Greer Park Tennis Center	\$ -			\$ 165,000		
		Retrofit for ballpark lighting to LED lighting at Grandview Sports Complex	\$ -			\$ 740,000		
		Retrofit for ballpark lighting to LED lighting at McMahon Sports Park	\$ -			\$ 630,000		
80	BUILDING MAINTENANCE	Carpetriever 285 Vacuum	\$ -			\$ 1,500		
		(2) ea 30'X60' and (4) 15'X25' American flags at Elmer Thomas Park	\$ 6,000			\$ 6,000		
		Thin panel LED lights - CPX244000LM40KM2	\$ -			\$ 18,800		
		Lighting, controls, & switches for Greer Park tennis courts	\$ -			\$ 21,000		
<b>Water/Wastewater</b>								
75	WATER TREATMENT PLANT	Bar Screen Turn Key and Parts	\$ 80,000			\$ 80,000		
		Lift Station Pump	\$ 12,000			\$ 12,000		
		Bench top Total Organic Carbon (TOC) Analyzer Hach DR 3900	\$ -			\$ 24,000		
			\$ -			\$ 5,090		
76	WASTEWATER TREATMENT PLANT	Auto sampler	\$ 40,000			\$ 40,000		
		Gas welder	\$ -			\$ 16,500		
		Microscope	\$ -			\$ 6,000		
84	SE WATER TREATMENT PLANT	Turbidity Analyzer	\$ 35,630			\$ 35,630		
		Hach DR 3900	\$ -			\$ 5,090		
		Ozone Analyzers	\$ -			\$ 20,000		
		Man Lift	\$ -			\$ 6,000		
<b>Field Utilities</b>								
38	SEWER SYSTEM CONSTRUCTION	Truck, Pickup, 1 1/2 Ton, FB, R (REVERB #14)			\$ 40,574			\$ 40,574
		Backhoe, with Loader (REVRB #15)			\$ 105,060			\$ 105,060
		Pump, Trailer Mounted Lift St (REVRB #17)			\$ 44,785			\$ 44,785
		30" minimum self-propelled saw			\$ 36,000	\$ -		\$ 36,000
74	WASTEWATER COLLECTION	Truck, 1/2 ton ext cab regular	\$ -			\$34,000		

Dept #	Activity	Description	ITEMS FUNDED			ITEMS REQUESTED		
			General & Enterprise Funds	Rolling Stock	Activities with self funding	General & Enterprise Funds	Rolling Stock	Activities with self funding
78	WATER DISTRIBUTION	Compact LX valve exerciser 700' 4WD 50HP tractor w/ front end loader & box blade	\$ 22,300			\$ 22,300		
			\$ -			\$ 50,000		
86	WASTEWATER MAINTENANCE	8X16 and 4X16 aluminum trench box system			\$ 28,000	\$ -		\$ 28,000
<b>Police</b>								
66	POLICE UNIFORM	(33) Truck, sport utility, 1/2 ton (REVRBs 1-5, 7-32) 800 MHZ mobile radios	\$ 28,800	\$ 330,066		\$ 28,800	\$ 330,066	
67	POLICE CRIMINAL INVESTIGATION	Auto, Full Size, 4 Door De (REVRB #6)		\$ 5,540			\$ 5,540	
68	POLICE TECH SERVICES	Cross Cut Shredder Motorola APX 4500 800 MHZ Model portable radio + charger X26P Taser	\$ - \$ 9,000 \$ 6,076			\$ 5,500 \$ 18,402 \$ 6,076		
69	POLICE TRAINING	Taser with holster, battery, & warranty (6)	\$ 4,600			\$ 9,210		
06	EMERGENCY COMMUNICATIONS	Motorola lease-purchase contract (RFPCL18-012) (3rd payment) 247 365 communication dispatch chairs (8) Computer Cabling Project			\$ 74,430 \$ 11,440 \$ 20,150			\$ 74,430 \$ 11,440 \$ 20,150
89	ANIMAL WELFARE	Industrial dishwasher Auto-clave sterilizer Quad Cab Pickup 4x4 with equipment		\$ 6,000 \$ 3,000 \$50,000		\$ 6,000 \$ 3,000 \$ 50,000		\$ 6,000 \$ 3,000 \$ 50,000
<b>Fire</b>								
93	FIRE PREVENTION	Ford F150 1/2 ton super crew 4WD pickup (2) Portable multi-gas detector (5)				\$ 48,500 \$ 8,000		
94	FIRE TRAINING	Inflatable Rescue Boat Thermal imager		\$ 6,000 \$ 9,000			\$ 6,000 \$ 9,000	
95	FIRE OPERATIONS	Fire Truck, pumper (REVRB #43/07534) Fire Truck, pumper (REVRB #44/03120) Fire Truck, pumper (REVRB #45/05263) Physical fitness equipment per collective bargaining agreement 4500 PSI Sott SCBA w/ bottle, voice amp, & mask (12) Intraosseous access devices w/ stabilizer and needles (10) Tempest - VS-1 Battery Powered PPV Fan for new fire apparatus (3) LED Emergency Lightbars (4) MSA altair 4x gas detector (4) Calibration Unit for 4X gas monitors (2) PPE Turn-out gear drying cabinet  Remodel kitchen and dining area at Station 7 Washers & dryers for 5 stations to include plumbing and electrical (5) Stryker Power-PRO XT Cot (2)		\$ 575,046 \$ 575,046 \$ 575,046 \$ 7,500 \$ 98,000 \$ - \$ 9,900 \$ - \$ - \$ - \$ - \$ - \$ - \$ - \$ -		\$ 575,046 \$ 575,046 \$ 575,046 \$ 7,500 \$ - \$ 7,500 \$ - \$ 16,000 \$ 5,000 \$ 5,230 \$ 7,871  \$ 8,000 \$ 8,750 \$ 20,000		
<b>Totals</b>			<b>\$653,494</b>	<b>\$3,896,753</b>	<b>\$1,942,496</b>	<b>\$4,371,295</b>	<b>\$3,896,753</b>	<b>\$1,907,496</b>

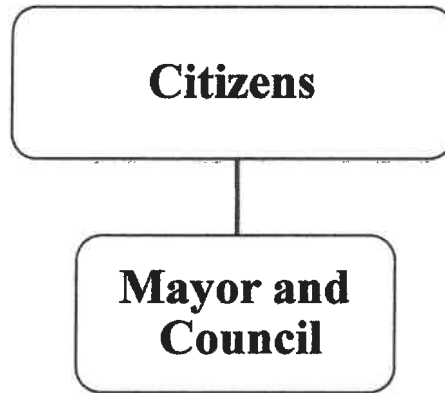
Total capital outlay funded

\$6,492,743

\$10,175,544

***OPERATING ACTIVITY  
BUDGETS***

# Managerial



Budget	Elected Positions
\$82,050	9

# MANAGERIAL

**DIVISION: MAYOR & COUNCIL**

**ACTIVITY NO: 01**

## FUNCTION

THE CITY COUNCIL, WITH THE MAYOR SERVING AS ITS CHAIRMAN, IS THE POLICY-MAKING LEGISLATIVE BODY OF THE CITY OF LAWTON AND IS RESPONSIBLE TO THE PEOPLE OF THE COMMUNITY FOR PROGRAMS AND SERVICES PROVIDED BY THE CITY. THE COUNCIL APPROVES ALL ORDINANCES, RESOLUTIONS AND CONTRACTS, INCLUDING BUT NOT LIMITED TO PROPERTY SALES, ACQUISITIONS AND LEASES, AS WELL AS MAJOR PURCHASES OF MATERIALS, EQUIPMENT AND SERVICES REQUIRED BY THE CITY. WITH THE ADVICE AND ASSISTANCE OF THE CITY MANAGER, THE COUNCIL REVIEWS PROPOSALS FOR COMMUNITY NEEDS, INITIATES ACTION FOR NEW PROGRAMS AND DETERMINES THE ABILITY OF THE CITY TO PROVIDE FINANCING FOR CITY ACTIVITIES. THE COUNCIL IS RESPONSIBLE FOR APPROVAL OF THE ANNUAL OPERATING BUDGET.

## COMMENTS

ACCOUNT 279, OTHER EXPENSES, PROVIDES FUNDING FOR THE MAYOR'S COMMISSION ON THE STATUS OF WOMEN.

## PERSONNEL

CLASSIFICATION	SALARY BI-WKLY	17/18	18/19	19/20
MAYOR	0000	1	1	1
CITY COUNCIL	0000	<u>8</u>	<u>8</u>	<u>8</u>
<i>TOTAL</i>		<u>9</u>	<u>9</u>	<u>9</u>

## CAPITAL OUTLAY

ACCT NO.	ITEM	A/R	QTY	BUDGET AMOUNT

## FUNDING SOURCE

CLASSIFICATION	ADOPTED TOTAL 19/20	GENERAL
PERSONNEL SERVICES	59,215	59,215
MATERIALS & SUPPLIES	2,200	2,200
OTHER SERVICES & CHARGES	20,635	20,635
CAPITAL OUTLAY	<u>0</u>	<u>0</u>
<b>TOTAL DOLLARS</b>	<b>82,050</b>	<b>82,050</b>

SUMMARY OF EXPENDITURES

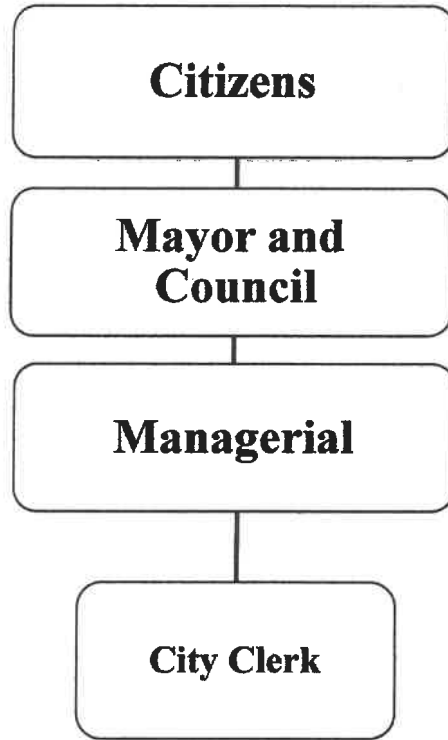
DEPARTMENT: MANAGERIAL  
 DIVISION OR ACTIVITY: MAYOR & COUNCIL

ACTIVITY NO.: 1

ACCT. NO.	ACCOUNT TITLE	2017-2018 ACTUAL EXPENDITURES	2018-2019 ADOPTED BUDGET	2018-2019 EXPENDITURES ESTIMATE	2019-2020 PROPOSED BUDGET
PERSONNEL SERVICES					
101	SALARIES AND WAGES	55,000	55,000	55,001	55,005
102	DIFFERENTIAL/LEADMAN PAY	0	0	0	0
103	SICK LEAVE-PAY IN LIEU	0	0	0	0
104	CONTRACT LABOR	0	0	0	0
105	MAYOR & COUNCIL SALARIES	0	0	0	0
106	PART-TIME	0	0	0	0
108	OVERTIME	0	0	0	0
110	UNEMPLOYMENT CONTRIBUTION	0	0	0	0
111	F.I.C.A.	4,207	4,210	4,208	4,210
112	WORKERS COMPENSATION	0	0	0	0
113	GROUP LIFE & HOSP	0	0	0	0
114	CITY RETIREMENT PLAN	0	0	0	0
116	POLICE PENSION PLAN	0	0	0	0
117	FIREFIGHTER'S PENSION	0	0	0	0
118	LONGEVITY	0	0	0	0
119	HOLIDAY PAY	0	0	0	0
121	UNIFORM MAINTENANCE	0	0	0	0
197	EDUCATIONAL INCENTIVE	0	0	0	0
		\$59,207	\$59,210	\$59,209	\$59,215
MATERIALS AND SUPPLIES					
201	SUPPLIES, TOOLS, EQUIP	1,065	2,500	2,000	2,100
204	PETROLEUM PRODUCTS	0	0	0	0
205	CHEMICALS	0	0	0	0
211	REPAIR AND MAINTENANCE	0	100	10	100
212	CONTRACTUAL MAINTENANCE	0	0	0	0
214	MAINT MATERL-MOTIVE EQUIP	0	0	0	0
216	UNIFORM AND CLOTHING	0	0	0	0
		\$1,065	\$2,600	\$2,010	\$2,200
OTHER SERVICES & CHARGES					
221	RENTAL, PUBL, PRINTING	37	400	125	300
230	CONTINGENCY	0	0	0	0
231	PROF & TECHNICAL SERVICE	0	0	0	0
241	TELEPHONE & POSTAGE	4,168	7,599	4,500	6,500
248	ELECTRICITY & NAT GAS	0	0	0	0
251	INSURANCE	0	0	0	0
264	DUES & MEMBERSHIPS	0	0	0	0
265	TRAINING AND TRAVEL	1,248	8,000	7,500	10,435
272	ELECTION EXPENSE	0	0	0	0
278	CDBG CONTINGENCY	0	0	0	0
279	OTHER EXPENSES	2,675	3,400	3,300	3,400
299	M&O EXPNS TO OTHER FUNDS	0	0	0	0
		\$8,128	\$19,399	\$15,425	\$20,635
CAPITAL OUTLAY					
310	LEASE PURCHASE AGREEMENT	0	0	0	0
311	MOTIVE EQUIPMENT	0	0	0	0
312	MACHINERY & EQUIPMENT	0	0	0	0
314	LIBRARY BOOKS	0	0	0	0
321	CONSTRC, IMPRVMT, ADDTN	0	0	0	0
		\$0	\$0	\$0	\$0
	DIVISION TOTALS	\$68,400	\$81,209	\$76,644	\$82,050



# Managerial



Budget	Full-Time Positions
\$304,952	3

# MANAGERIAL

**DIVISION: CITY CLERK**

**ACTIVITY NO: 02**

## FUNCTION

THE CITY CHARTER ESTABLISHES THE CITY CLERK AS CLERICAL OFFICER FOR THE CITY COUNCIL AND CUSTODIAN OF OFFICIAL DOCUMENTS. DEPARTMENT RESPONSIBILITIES INCLUDE: ADMINISTRATOR OPEN MEETING ACT; ARCHIVE AND CERTIFY OFFICIAL DOCUMENTS; PREPARE COUNCIL AGENDAS AND MINUTES; STAMP AND DISTRIBUTE ALL WARRANTS (CHECKS); RECEIVE BIDS, APPEALS, TORT CLAIMS, LAWSUITS; ISSUE HIGHLAND CEMETERY DEEDS; CITY-WIDE INCOMING/ OUTGOING MAIL; MAINTAIN MASTER MEMBERSHIP LIST AND PROVIDE SUPPORT FOR BOARDS AND TRUSTS, AND FILE, TRACK AND RELEASE LIENS AND RELEASES ON PRIVATE PROPERTY WHERE A NUISANCE HAS BEEN ABATED BY CITY.

## COMMENTS

ACCOUNT 221, RENTALS, PUBLICATIONS AND PRINTING, INCLUDES PRINTING THE COUNCIL AGENDA AND RENTAL OF POSTAGE METER. ACCOUNT 272, ELECTION EXPENSE, PROVIDES FUNDING FOR CITY ELECTIONS.

## PERSONNEL

CLASSIFICATION	SALARY	17/18	18/19	19/20
	BI-WKLY			
CITY CLERK	0000	1	1	1
SR DEPUTY CITY CLERK	GE09	1	1	1
DEPUTY CITY CLERK	GE08	<u>1</u>	<u>1</u>	<u>1</u>
<i>TOTAL</i>		<u>3</u>	<u>3</u>	<u>3</u>

## CAPITAL OUTLAY

ACCT NO.	ITEM	A/R	QTY	BUDGET AMOUNT

## FUNDING SOURCE

CLASSIFICATION	ADOPTED	GENERAL
	TOTAL 19/20	
PERSONNEL SERVICES	247,377	247,377
MATERIALS & SUPPLIES	3,000	3,000
OTHER SERVICES & CHARGES	54,575	54,575
CAPITAL OUTLAY	<u>0</u>	<u>0</u>
<b>TOTAL DOLLARS</b>	<b>304,952</b>	<b>304,952</b>

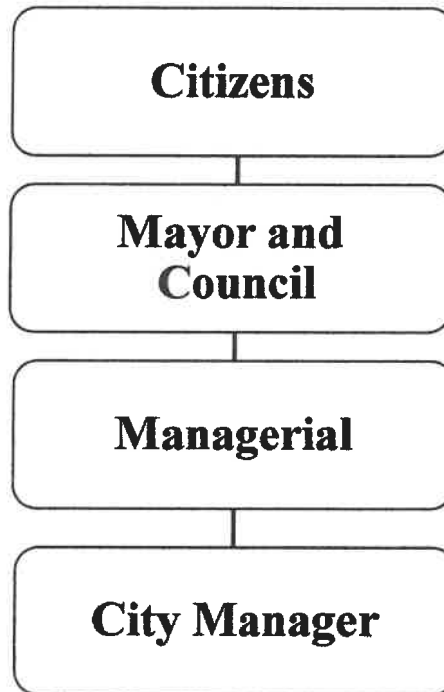
SUMMARY OF EXPENDITURES

DEPARTMENT: MANAGERIAL  
 DIVISION OR ACTIVITY: CITY CLERK

ACTIVITY NO. : 2

ACCT. NO.	ACCOUNT TITLE	2017-2018 ACTUAL EXPENDITURES	2018-2019 ADOPTED BUDGET	2018-2019 EXPENDITURES ESTIMATE	2019-2020 PROPOSED BUDGET
PERSONNEL SERVICES					
101	SALARIES AND WAGES	185,952	183,100	182,900	187,705
102	DIFFERENTIAL/LEADMAN PAY	0	0	0	0
103	SICK LEAVE-PAY IN LIEU	15,579	0	0	0
104	CONTRACT LABOR	0	0	0	0
105	MAYOR & COUNCIL SALARIES	0	0	0	0
106	PART-TIME	0	0	0	0
108	OVERTIME	0	0	0	0
110	UNEMPLOYMENT CONTRIBUTION	178	250	250	250
111	F.I.C.A.	13,483	13,077	13,068	13,422
112	WORKERS COMPENSATION	360	400	400	425
113	GROUP LIFE & HOSP	23,106	18,113	18,050	18,835
114	CITY RETIREMENT PLAN	20,360	18,994	18,915	19,495
116	POLICE PENSION PLAN	0	0	0	0
117	FIREFIGHTER'S PENSION	0	0	0	0
118	LONGEVITY	6,370	6,840	6,840	7,245
119	HOLIDAY PAY	0	0	0	0
121	UNIFORM MAINTENANCE	0	0	0	0
197	EDUCATIONAL INCENTIVE	0	0	0	0
		\$265,388	\$240,774	\$240,423	\$247,377
MATERIALS AND SUPPLIES					
201	SUPPLIES, TOOLS, EQUIP	2,326	2,000	2,000	3,000
204	PETROLEUM PRODUCTS	0	0	0	0
205	CHEMICALS	0	0	0	0
211	REPAIR AND MAINTENANCE	0	0	0	0
212	CONTRACTUAL MAINTENANCE	0	0	0	0
214	MAINT MATERL-MOTIVE EQUIP	0	0	0	0
216	UNIFORM AND CLOTHING	0	0	0	0
		\$2,326	\$2,000	\$2,000	\$3,000
OTHER SERVICES & CHARGES					
221	RENTAL, PUBL, PRINTING	6,823	12,500	10,000	11,000
230	CONTINGENCY	0	0	0	0
231	PROF & TECHNICAL SERVICE	7,903	7,900	7,900	10,000
241	TELEPHONE & POSTAGE	10,062	8,722	8,722	11,100
248	ELECTRICITY & NAT GAS	0	0	0	0
251	INSURANCE	0	0	0	0
264	DUES & MEMBERSHIPS	0	0	0	0
265	TRAINING AND TRAVEL	975	975	975	975
272	ELECTION EXPENSE	10,487	19,000	28,959	20,000
278	CDBG CONTINGENCY	0	0	0	0
279	OTHER EXPENSES	1,359	0	1,000	1,500
299	M&O EXPNS TO OTHER FUNDS	0	0	0	0
		\$37,609	\$49,097	\$57,556	\$54,575
CAPITAL OUTLAY					
310	LEASE PURCHASE AGREEMENT	0	0	0	0
311	MOTIVE EQUIPMENT	0	0	0	0
312	MACHINERY & EQUIPMENT	0	0	0	0
314	LIBRARY BOOKS	0	0	0	0
321	CONSTRC, IMPRVMT, ADDTN	0	0	0	0
		\$0	\$0	\$0	\$0
DIVISION TOTALS		\$305,323	\$291,871	\$299,979	\$304,952

# Managerial



- Hotel Motel Tax

Budget	Full-Time Positions
\$2,581,807	5

# MANAGERIAL

**DIVISION: CITY MANAGER**

**ACTIVITY NO: 03**

## FUNCTION

THE CITY MANAGER IS RESPONSIBLE FOR DIRECTING, ORGANIZING AND CONTROLLING ALL CITY DEPARTMENTS WITH THE EXCEPTION OF THE CITY CLERK, MUNICIPAL JUDGE AND CITY ATTORNEY. THE CITY MANAGER IS RESPONSIBLE FOR THE ENFORCEMENT OF ALL PERTINENT STATE AND FEDERAL LAWS, CITY CHARTER PROVISIONS AND CITY CODES; PREPARATION OF PROPOSED ANNUAL OPERATING BUDGET AND ITS ADMINISTRATION AFTER ADOPTION. THE CITY MANAGER ADVISES THE CITY COUNCIL REGARDING POLICY DETERMINATION AND PERFORMS ADMINISTRATIVE STUDIES AND ACTIVITIES UPON THE REQUEST OF COUNCIL.

## COMMENTS

FUNDS INCLUDED IN ACCOUNT 264 FOR MEMBERSHIP OF CITY MANAGER IN CMAO AND OTHER PROFESSIONAL ASSOCIATIONS. ACCOUNT 221, RENTALS, PUBLICATIONS AND PRINTING INCLUDES COPIER RENTAL AND THE COST OF PAPER SUPPLIES USED IN THE PRINT SHOP. RECLASSED EXECUTIVE ASSISTANT (GE08) TO EXECUTIVE ADMINISTRATOR (GE10) FOR FY19-20.

## PERSONNEL

CLASSIFICATION	SALARY			
	BI-WKLY	17/18	18/19	19/20
CITY MANAGER	0000	1	1	1
ASST CITY MANAGER	E4	1	1	1
COMMUNITY RELATIONS DIRECTOR	E2	1	1	1
INTERNAL AUDITOR	GE13	1	1	1
EXECUTIVE ASSISTANT	GE08	1	1	0
EXECUTIVE ADMINISTRATOR	GE10	0	0	1
<b>TOTAL</b>		<u>5</u>	<u>5</u>	<u>5</u>
<i>REGULAR PART-TIME</i>				
ADMINISTRATIVE ASST (25 HR)	GE03	1	1	1
<b>TOTAL PART-TIME</b>		<u>1</u>	<u>1</u>	<u>1</u>

## CAPITAL OUTLAY

ACCT NO.	ITEM	A/R	QTY	BUDGET AMOUNT

## FUNDING SOURCE

CLASSIFICATION	ADOPTED	
	TOTAL 19/20	GENERAL
PERSONNEL SERVICES	642,010	642,010
MATERIALS & SUPPLIES	4,150	4,150
OTHER SERVICES & CHARGES	135,647	135,647
CAPITAL OUTLAY	<u>0</u>	<u>0</u>
<b>TOTAL DOLLARS</b>	<u>781,807</u>	<u>781,807</u>

SUMMARY OF EXPENDITURES

DEPARTMENT: MANAGERIAL  
 DIVISION OR ACTIVITY: CITY MANAGER

ACTIVITY NO.: 3

ACCT. NO.	ACCOUNT TITLE	2017-2018 ACTUAL EXPENDITURES	2018-2019 ADOPTED BUDGET	2018-2019 EXPENDITURES ESTIMATE	2019-2020 PROPOSED BUDGET
PERSONNEL SERVICES					
101	SALARIES AND WAGES	489,092	487,280	479,044	461,123
102	DIFFERENTIAL/LEADMAN PAY	0	0	950	0
103	SICK LEAVE-PAY IN LIEU	32,589	58,941	37,600	44,450
104	CONTRACT LABOR	0	0	0	0
105	MAYOR & COUNCIL SALARIES	0	0	0	0
106	PART-TIME	13,407	15,600	5,500	15,145
108	OVERTIME	0	0	0	0
110	UNEMPLOYMENT CONTRIBUTION	355	375	400	500
111	F.I.C.A.	32,679	39,386	36,649	36,260
112	WORKERS COMPENSATION	1,196	720	1,351	1,000
113	GROUP LIFE & HOSP	34,538	31,954	30,012	28,300
114	CITY RETIREMENT PLAN	51,260	55,472	52,514	50,982
116	POLICE PENSION PLAN	0	0	0	0
117	FIREFIGHTER'S PENSION	0	0	0	0
118	LONGEVITY	8,379	8,494	8,494	4,250
119	HOLIDAY PAY	0	0	0	0
121	UNIFORM MAINTENANCE	0	0	0	0
197	EDUCATIONAL INCENTIVE	0	0	0	0
		\$663,495	\$698,222	\$652,514	\$642,010
MATERIALS AND SUPPLIES					
201	SUPPLIES, TOOLS, EQUIP	3,114	3,400	3,400	3,500
204	PETROLEUM PRODUCTS	0	0	0	0
205	CHEMICALS	0	0	0	0
211	REPAIR AND MAINTENANCE	250	650	650	650
212	CONTRACTUAL MAINTENANCE	0	0	0	0
214	MAINT MATERL-MOTIVE EQUIP	0	0	0	0
216	UNIFORM AND CLOTHING	0	0	0	0
		\$3,364	\$4,050	\$4,050	\$4,150
OTHER SERVICES & CHARGES					
221	RENTAL, PUBL, PRINTING	1,511	10,000	2,600	10,000
230	CONTINGENCY	0	0	0	0
231	PROF & TECHNICAL SERVICE	31,100	36,000	36,000	36,000
241	TELEPHONE & POSTAGE	5,226	4,845	6,000	6,000
248	ELECTRICITY & NAT GAS	0	0	0	0
251	INSURANCE	0	0	0	0
264	DUES & MEMBERSHIPS	0	0	0	0
265	TRAINING AND TRAVEL	73,094	73,388	73,388	83,647
272	ELECTION EXPENSE	0	0	0	0
278	CDBG CONTINGENCY	0	0	0	0
279	OTHER EXPENSES	0	300	0	0
299	M&O EXPNS TO OTHER FUNDS	0	0	0	0
		\$110,931	\$124,533	\$117,988	\$135,647
CAPITAL OUTLAY					
310	LEASE PURCHASE AGREEMENT	0	0	0	0
311	MOTIVE EQUIPMENT	0	0	0	0
312	MACHINERY & EQUIPMENT	0	0	0	0
314	LIBRARY BOOKS	0	0	0	0
321	CONSTRC, IMPRVMT, ADDTN	0	0	0	0
		\$0	\$0	\$0	\$0
DIVISION TOTALS		\$777,790	\$826,805	\$774,552	\$781,807

## MANAGERIAL

**DIVISION: HOTEL MOTEL TAX**

**ACTIVITY NO: 09**

### FUNCTION

### COMMENTS

THIS ACTIVITY IS FOR THE ADMINISTRATION OF HOTEL/MOTEL TAX COLLECTIONS. \$1,200,000 IS BUDGETED FOR THE PAYMENTS OF COUNCIL-SELECTED PROJECTS, \$250,000 IS BUDGETED FOR THE HENNIGES PROJECT AND \$100,000 FOR THE AIRPORT PROJECT (TO POSSIBLY BE REIMBURSED BY A OMSPC GRANT), AND \$190,000 IS FOR THE REIMBURSEMENT OF LAWTON DOWNTOWN INCREMENT DISTRICT HOTEL/ CONFERENCE CENTER PROJECT FEES PER AGREEMENT APPROVED BY COUNCIL AUG 21, 2012. THE REMAINING \$60,000 IS FOR THE CHAMBER AND LETA'S PORTION ABOVE THE ESTIMATED PR YR COLLECTIONS.

### FUNDING SOURCE

CLASSIFICATION	ADOPTED TOTAL 19/20	HOTEL MOTEL
PERSONNEL SERVICES		
MATERIALS & SUPPLIES		
OTHER SERVICES & CHARGES	1,800,000	1,800,000
CAPITAL OUTLAY		
<b>TOTAL DOLLARS</b>	<b>1,800,000</b>	<b>1,800,000</b>

SUMMARY OF EXPENDITURES

DEPARTMENT: MANAGERIAL  
 DIVISION OR ACTIVITY: HOTEL MOTEL TAX

ACTIVITY NO.: 9

ACCT. NO.	ACCOUNT TITLE	2017-2018 ACTUAL EXPENDITURES	2018-2019 ADOPTED BUDGET	2018-2019 EXPENDITURES ESTIMATE	2019-2020 PROPOSED BUDGET
PERSONNEL SERVICES					
101	SALARIES AND WAGES	28,868	0	0	0
102	DIFFERENTIAL/LEADMAN PAY	0	0	0	0
103	SICK LEAVE-PAY IN LIEU	279	0	0	0
104	CONTRACT LABOR	0	0	0	0
105	MAYOR & COUNCIL SALARIES	0	0	0	0
106	PART-TIME	0	0	0	0
108	OVERTIME	0	0	0	0
110	UNEMPLOYMENT CONTRIBUTION	49	0	0	0
111	F.I.C.A.	1,913	0	0	0
112	WORKERS COMPENSATION	111	0	0	0
113	GROUP LIFE & HOSP	4,858	0	0	0
114	CITY RETIREMENT PLAN	2,442	0	0	0
116	POLICE PENSION PLAN	0	0	0	0
117	FIREFIGHTER'S PENSION	0	0	0	0
118	LONGEVITY	0	0	0	0
119	HOLIDAY PAY	0	0	0	0
121	UNIFORM MAINTENANCE	0	0	0	0
197	EDUCATIONAL INCENTIVE	0	0	0	0
		\$38,520	\$0	\$0	\$0
MATERIALS AND SUPPLIES					
201	SUPPLIES, TOOLS, EQUIP	0	0	0	0
204	PETROLEUM PRODUCTS	0	0	0	0
205	CHEMICALS	0	0	0	0
211	REPAIR AND MAINTENANCE	0	0	0	0
212	CONTRACTUAL MAINTENANCE	0	0	0	0
214	MAINT MATERL-MOTIVE EQUIP	0	0	0	0
216	UNIFORM AND CLOTHING	0	0	0	0
		\$0	\$0	\$0	\$0
OTHER SERVICES & CHARGES					
221	RENTAL, PUBL, PRINTING	0	0	0	0
230	CONTINGENCY	0	0	0	0
231	PROF & TECHNICAL SERVICE	1,306,123	1,365,000	1,365,000	1,800,000
241	TELEPHONE & POSTAGE	0	0	0	0
248	ELECTRICITY & NAT GAS	0	0	0	0
251	INSURANCE	0	0	0	0
264	DUES & MEMBERSHIPS	0	0	0	0
265	TRAINING AND TRAVEL	0	0	0	0
272	ELECTION EXPENSE	0	0	0	0
278	CDBG CONTINGENCY	0	0	0	0
279	OTHER EXPENSES	0	0	0	0
299	M&O EXPNS TO OTHER FUNDS	0	0	0	0
		\$1,306,123	\$1,365,000	\$1,365,000	\$1,800,000
CAPITAL OUTLAY					
310	LEASE PURCHASE AGREEMENT	0	0	0	0
311	MOTIVE EQUIPMENT	0	0	0	0
312	MACHINERY & EQUIPMENT	0	0	0	0
314	LIBRARY BOOKS	0	0	0	0
321	CONSTRC, IMPRVMT, ADDTN	0	0	0	0
		\$0	\$0	\$0	\$0
DIVISION TOTALS		\$1,344,643	\$1,365,000	\$1,365,000	\$1,800,000



# Administrative



Budget	Full-Time Positions
\$1,405,123	8

# ADMINISTRATIVE

**DIVISION: MUNICIPAL COURT**

**ACTIVITY NO: 11**

## FUNCTION

THE OKLAHOMA CONSTITUTION AND STATUTES ESTABLISH THE AUTHORITY AND ORGANIZATION OF MUNICIPAL COURTS AND IS MANDATED TO DISPOSE OF VIOLATIONS OF MUNICIPAL ORDINANCE. APPOINTED BY THE MAYOR AND CONFIRMED BY THE CITY COUNCIL, THE MUNICIPAL JUDGE INDEPENDENTLY PRESCRIBES RULES AND PROTOCOLS FOR HIS COURT, CONSISTENT WITH THESE PROVISIONS, BY PROVIDING JUDICIAL DETERMINATION OF ALLEGED VIOLATIONS THEREOF, WITH DISCRETION, AS THE COURT DEEMS PROPER.

## COMMENTS

ACCOUNT 231 FUNDS COURT APPOINTED PUBLIC DEFENDERS. LETA FEE BEING CHARGED ON TICKETS IS SPLIT BETWEEN LETA AND MUNICIPAL COURT CAPITAL OUTLAY. MUNICIPAL COURT TECHNOLOGY FEE CHARGED ON TICKETS ONLY TO BE USED FOR THE ACQUISITION, OPERATION, MAINTENANCE, REPAIR AND REPLACEMENT OF DATA PROCESSING EQUIPMENT AND SOFTWARE RELATED TO THE ADMINISTRATION OF THE COURT, INCLUDING PROSECUTION

## PERSONNEL

CLASSIFICATION	SALARY BI-WKLY	17/18	18/19	19/20
MUNICIPAL JUDGE	0000	1	1	1
MUNICIPAL COURT CLERK	GE15	0	1	1
MUNICIPAL COURT CLERK	GE14	1	0	0
SR DEPUTY COURT CLK	GE09	1	1	1
BAILIFF	GE07	1	1	1
DEPUTY COURT CLERK	GE05	4	4	4
<i>TOTAL</i>		<u>8</u>	<u>8</u>	<u>8</u>
<i>REGULAR PART-TIME</i>				
ALT. MUNICIPAL JUDGE	0000	3	3	3
<i>TOTAL PART-TIME</i>		<u>3</u>	<u>3</u>	<u>3</u>

## CAPITAL OUTLAY

ACCT NO.	ITEM	A/R	QTY	BUDGET AMOUNT
*312	COURT SOFTWARE	R	1	475,000
*312	ELECTRONIC CITATION SYSTEM	A	1	<u>400,000</u>
<b>TOTAL</b>				<u>875,000</u>
	*TECHNOLOGY FEE			

## FUNDING SOURCE

CLASSIFICATION	ADOPTED TOTAL 19/20	GENERAL	TECHNOLOGY FEE
PERSONNEL SERVICES	505,623	505,623	
MATERIALS & SUPPLIES	9,800	9,800	
OTHER SERVICES & CHARGES	14,700	14,700	
CAPITAL OUTLAY	<u>875,000</u>	0	<u>875,000</u>
<b>TOTAL DOLLARS</b>	<u>1,405,123</u>	<u>530,123</u>	<u>875,000</u>

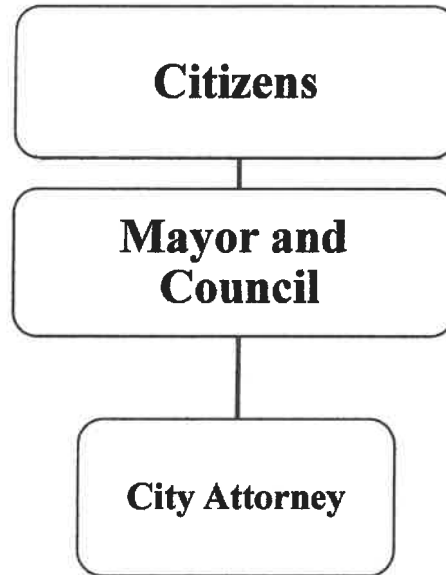
SUMMARY OF EXPENDITURES

DEPARTMENT: ADMINISTRATIVE  
 DIVISION OR ACTIVITY: MUNICIPAL COURT

ACTIVITY NO.: 11

ACCT. NO.	ACCOUNT TITLE	2017-2018 ACTUAL EXPENDITURES	2018-2019 ADOPTED BUDGET	2018-2019 EXPENDITURES ESTIMATE	2019-2020 PROPOSED BUDGET
PERSONNEL SERVICES					
101	SALARIES AND WAGES	346,652	370,750	359,837	371,250
102	DIFFERENTIAL/LEADMAN PAY	0	0	0	0
103	SICK LEAVE-PAY IN LIEU	188	6,615	7,000	1,000
104	CONTRACT LABOR	0	0	0	0
105	MAYOR & COUNCIL SALARIES	0	0	0	0
106	PART-TIME	8,820	7,000	14,876	15,000
108	OVERTIME	552	500	574	500
110	UNEMPLOYMENT CONTRIBUTION	652	525	700	750
111	F.I.C.A.	24,800	26,806	26,689	27,079
112	WORKERS COMPENSATION	1,320	1,200	1,400	1,500
113	GROUP LIFE & HOSP	48,255	47,055	47,395	47,100
114	CITY RETIREMENT PLAN	34,996	38,100	37,047	37,609
116	POLICE PENSION PLAN	0	0	0	0
117	FIREFIGHTER'S PENSION	0	0	0	0
118	LONGEVITY	3,361	3,635	3,635	3,835
119	HOLIDAY PAY	0	0	0	0
121	UNIFORM MAINTENANCE	0	0	0	0
197	EDUCATIONAL INCENTIVE	0	0	0	0
		\$469,596	\$502,186	\$499,153	\$505,623
MATERIALS AND SUPPLIES					
201	SUPPLIES, TOOLS, EQUIP	3,740	8,700	8,500	8,700
204	PETROLEUM PRODUCTS	0	0	0	0
205	CHEMICALS	0	0	0	0
211	REPAIR AND MAINTENANCE	0	400	400	400
212	CONTRACTUAL MAINTENANCE	0	0	0	0
214	MAINT MATERL-MOTIVE EQUIP	0	0	0	0
216	UNIFORM AND CLOTHING	177	600	600	700
		\$3,917	\$9,700	\$9,500	\$9,800
OTHER SERVICES & CHARGES					
221	RENTAL, PUBL, PRINTING	1,585	1,700	1,938	1,950
230	CONTINGENCY	0	0	0	0
231	PROF & TECHNICAL SERVICE	595	1,300	1,485	1,400
241	TELEPHONE & POSTAGE	4,820	5,843	4,920	5,500
248	ELECTRICITY & NAT GAS	0	0	0	0
251	INSURANCE	60	0	0	0
264	DUES & MEMBERSHIPS	0	0	0	0
265	TRAINING AND TRAVEL	2,801	5,000	5,000	5,550
272	ELECTION EXPENSE	0	0	0	0
278	CDBG CONTINGENCY	0	0	0	0
279	OTHER EXPENSES	300	0	100	300
299	M&O EXPNS TO OTHER FUNDS	0	0	0	0
		\$10,161	\$13,843	\$13,443	\$14,700
CAPITAL OUTLAY					
310	LEASE PURCHASE AGREEMENT	0	0	0	0
311	MOTIVE EQUIPMENT	0	0	0	0
312	MACHINERY & EQUIPMENT	0	40,000	0	875,000
314	LIBRARY BOOKS	0	0	0	0
321	CONSTRC, IMPRVMT, ADDTN	0	0	0	0
		\$0	\$40,000	\$0	\$875,000
DIVISION TOTALS		\$483,674	\$565,729	\$522,096	\$1,405,123

# Legal



Budget	Full-Time Positions
\$1,355,711	13

# LEGAL

**DIVISION: CITY ATTORNEY**

**ACTIVITY NO: 08**

## FUNCTION

THE CITY ATTORNEY PROTECTS THE PUBLIC'S INTEREST BY PROVIDING COMPREHENSIVE, PROFESSIONAL, COST-EFFICIENT LEGAL ADVICE, REPRESENTING THE CITY OF LAWTON'S LEGAL INTERESTS BEFORE JUDICIAL AND ADMINISTRATIVE AGENCIES, AND EFFECTIVELY AND EFFICIENTLY PROSECUTING ALL MISDEMEANOR CRIMINAL OFFENSES FOR VIOLATIONS OF THE LAWTON CITY CODE. THE STAFF OF THE LEGAL SERVICES DEPARTMENT PROVIDES THE CITY COUNCIL AND THE EMPLOYEES OF THE CITY OF LAWTON WITH FULL LEGAL REPRESENTATION IN ORDER THAT THEY MAY LAWFULLY ATTAIN THE CITY COUNCIL'S OBJECTIVES AND OTHER CITY GOALS WITHOUT UNDUE RISK TO THE CITY OF LAWTON. THE CITY ATTORNEY ATTENDS ALL MEETINGS OF THE CITY COUNCIL AND PROVIDES LEGAL ADVICE AND OPINIONS WHENEVER REQUESTED TO DO SO BY THE CITY COUNCIL, CITY MANAGER AND STAFF. THE LEGAL SERVICES DEPARTMENT APPROVES THE FORM OF ALL CONTRACTS MADE BY THE CITY, PREPARES ORDINANCES AND RESOLUTIONS FOR THE CITY, AND INVESTIGATES AND RENDERS LEGAL OPINIONS ON ALL CLAIMS AGAINST THE CITY.

## COMMENTS

ACCOUNT 231, PROFESSIONAL SERVICES, PROVIDES FOR PRIVATE ATTORNEYS, COURT COSTS AND EXPERT WITNESSES, ETC.

## PERSONNEL

CLASSIFICATION	SALARY	17/18	18/19	19/20
	BI-WKLY			
CITY ATTORNEY	0000	1	1	1
DEPUTY CITY ATTY	GE19	2	2	2
ASST CITY ATTORNEY	GE16	3	3	3
OFC ADMIN/LEGAL ASST IV	GE12	2	1	1
LEGAL ASST IV	GE12	1	1	1
CLAIMS/INVEST/WC				
LEGAL ASST IV	GE12	1	2	2
LEGAL ASST III	GE09	2	0	0
LEGAL ASST II	GE08	2	3	3
<i>TOTAL</i>		<u>13</u>	<u>13</u>	<u>13</u>

## CAPITAL OUTLAY

ACCT NO.	ITEM	A/R	QTY	BUDGET AMOUNT

## FUNDING SOURCE

CLASSIFICATION	ADOPTED TOTAL 19/20	GENERAL
PERSONNEL SERVICES	1,202,903	1,202,903
MATERIALS & SUPPLIES	17,110	17,110
OTHER SERVICES & CHARGES	135,698	135,698
CAPITAL OUTLAY	0	0
<b>TOTAL DOLLARS</b>	<b>1,355,711</b>	<b>1,355,711</b>

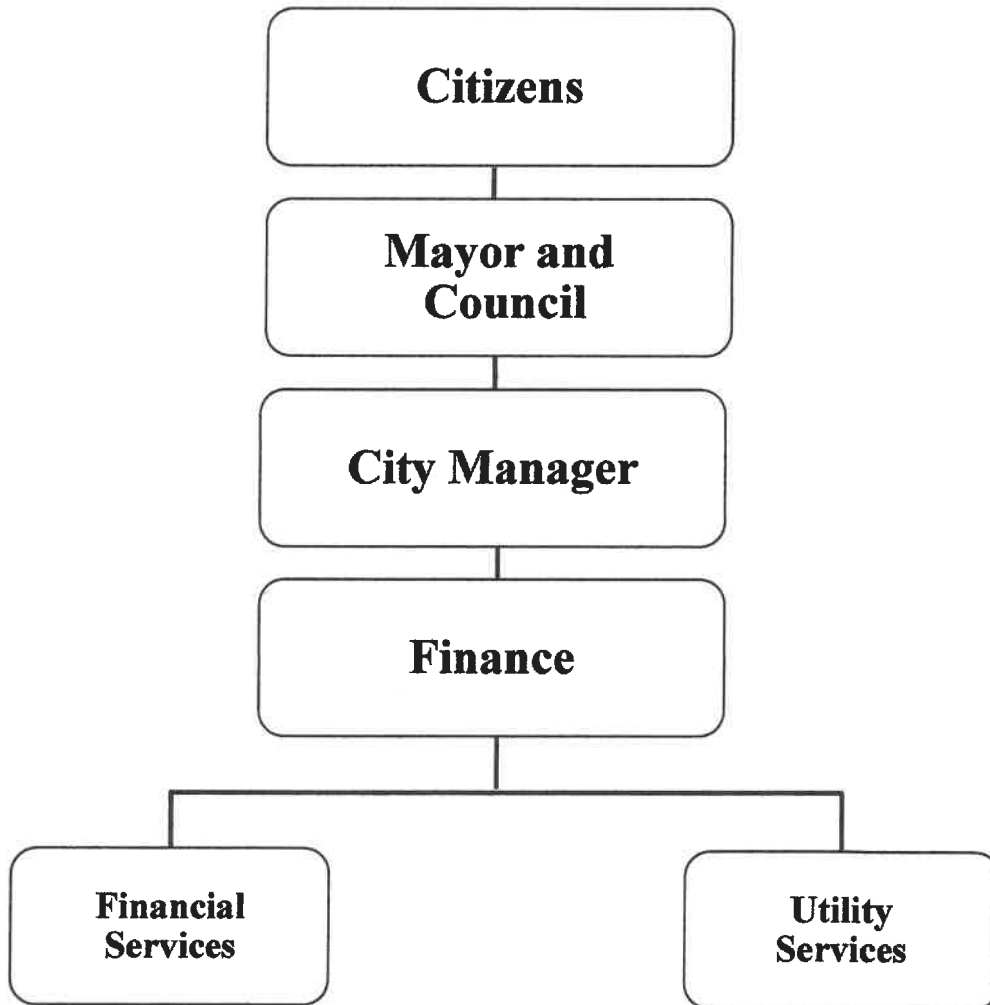
SUMMARY OF EXPENDITURES

DEPARTMENT: LEGAL  
 DIVISION OR ACTIVITY: CITY ATTORNEY

ACTIVITY NO.: 8

ACCT. NO.	ACCOUNT TITLE	2017-2018 ACTUAL EXPENDITURES	2018-2019 ADOPTED BUDGET	2018-2019 EXPENDITURES ESTIMATE	2019-2020 PROPOSED BUDGET
PERSONNEL SERVICES					
101	SALARIES AND WAGES	837,385	888,670	871,650	920,800
102	DIFFERENTIAL/LEADMAN PAY	0	0	0	0
103	SICK LEAVE-PAY IN LIEU	25,198	8,700	32,562	31,168
104	CONTRACT LABOR	0	0	0	0
105	MAYOR & COUNCIL SALARIES	0	0	0	0
106	PART-TIME	0	0	0	0
108	OVERTIME	0	0	0	0
110	UNEMPLOYMENT CONTRIBUTION	770	675	850	950
111	F.I.C.A.	57,794	62,317	62,802	66,104
112	WORKERS COMPENSATION	1,559	1,500	2,600	2,000
113	GROUP LIFE & HOSP	66,853	73,748	73,140	77,725
114	CITY RETIREMENT PLAN	82,969	90,511	91,215	96,011
116	POLICE PENSION PLAN	0	0	0	0
117	FIREFIGHTER'S PENSION	0	0	0	0
118	LONGEVITY	7,413	7,740	7,940	8,145
119	HOLIDAY PAY	0	0	0	0
121	UNIFORM MAINTENANCE	0	0	0	0
197	EDUCATIONAL INCENTIVE	0	0	0	0
		\$1,079,941	\$1,133,861	\$1,142,759	\$1,202,903
MATERIALS AND SUPPLIES					
201	SUPPLIES, TOOLS, EQUIP	7,760	9,500	8,500	9,500
204	PETROLEUM PRODUCTS	0	0	0	0
205	CHEMICALS	0	0	0	0
211	REPAIR AND MAINTENANCE	0	400	200	400
212	CONTRACTUAL MAINTENANCE	7,207	7,210	7,208	7,210
214	MAINT MATERL-MOTIVE EQUIP	0	0	0	0
216	UNIFORM AND CLOTHING	0	0	0	0
		\$14,967	\$17,110	\$15,908	\$17,110
OTHER SERVICES & CHARGES					
221	RENTAL, PUBL, PRINTING	3,287	6,800	6,000	6,000
230	CONTINGENCY	0	0	0	0
231	PROF & TECHNICAL SERVICE	72,833	75,100	75,100	85,000
241	TELEPHONE & POSTAGE	4,106	5,531	5,000	5,250
248	ELECTRICITY & NAT GAS	0	0	0	0
251	INSURANCE	0	0	0	0
264	DUES & MEMBERSHIPS	0	0	0	0
265	TRAINING AND TRAVEL	31,729	29,700	36,000	39,448
272	ELECTION EXPENSE	0	0	0	0
278	CDBG CONTINGENCY	0	0	0	0
279	OTHER EXPENSES	0	0	0	0
299	M&O EXPNS TO OTHER FUNDS	0	0	0	0
		\$111,955	\$117,131	\$122,100	\$135,698
CAPITAL OUTLAY					
310	LEASE PURCHASE AGREEMENT	0	0	0	0
311	MOTIVE EQUIPMENT	0	0	0	0
312	MACHINERY & EQUIPMENT	0	0	0	0
314	LIBRARY BOOKS	0	0	0	0
321	CONSTRC, IMPRVMT, ADDTN	0	0	0	0
		\$0	\$0	\$0	\$0
	DIVISION TOTALS	\$1,206,863	\$1,268,102	\$1,280,767	\$1,355,711

# Finance



- City at Large
- Waurika Fund

Budget	Full-Time Positions
<b>\$8,084,068</b>	<b>31</b>

# FINANCE

**DIVISION: FINANCIAL SERVICES**

**ACTIVITY NO: 15**

## FUNCTION

FINANCIAL SERVICES PROVIDES FINANCIAL AND REVENUE MANAGEMENT THROUGH FINANCIAL PLANNING, DEBT MANAGEMENT AND FINANCIAL DISCLOSURE, THE BUDGETARY PROCESS, BUDGETARY CONTROL ACTIVITIES AND ANALYTICAL ANALYSIS. FINANCIAL SERVICES IS RESPONSIBLE FOR THE COLLECTING, INVESTING, AND SAFEGUARDING OF PUBLIC FUNDS, PURCHASING AND PAYMENT PROCESSING, ADDITIONS AND DISPOSAL OF CAPITAL ASSETS AND PROPERTY, AND PRINT SHOP ACTIVITIES. IT HAS OVERSIGHT FOR CITY AT LARGE EXPENSES, OPERATIONAL AND NON-OPERATIONAL FUNDS SUCH AS GRANT MANAGEMENT, CAPITAL EXPENDITURES, AND THE WAURIKA FUND. FINANCIAL SERVICES PROVIDES TRANSPARENCY THROUGH INTERIM FINANCIAL REPORTING AND ANNUAL INDEPENDENT AUDITED FINANCIALS. AS HEAD OF THE FINANCE DEPARTMENT, THE FINANCE DIRECTOR IS RESPONSIBLE FOR ALL ADMINISTRATIVE ACTIVITIES AND PROVIDES LEADERSHIP AND OVERSIGHT FOR BOTH FINANCIAL SERVICES AND UTILITY SERVICES.

## COMMENTS

ADDED ONE FISCAL TECHNICIAN POSITION FOR FY19-20. \$8,000 OF SENIOR ACCOUNTANT'S SALARY IS FUNDED BY CDBG.

## PERSONNEL

CLASSIFICATION	SALARY BI-WKLY	PERSONNEL		
		17/18	18/19	19/20
FINANCE DIRECTOR	E3	1	1	1
BUDGETING & ACCOUNTING SUPV	GE16	1	1	1
MUNICIPAL SECURITIES DISCLOSURE	GE15	1	1	1
BUDGET & COMPLIANCE SUPERVISOR	GE15	0	1	1
SR. ACCOUNTANT	GE13	2	1	1
ACCOUNTANT	GE12	2	2	2
BUYER	GE10	1	1	1
FINANCE SPECIALIST	GE09	1	1	1
FISCAL TECHNICIAN	GE08	1	1	2
PRINTSHOP COORD.	GE07	1	1	1
ADMINISTRATIVE ASST.	GE04	1	1	1
<b>TOTAL</b>		12	12	13

## CAPITAL OUTLAY

ACCT NO.	ITEM	A/R	QTY	BUDGET AMOUNT
312	COLOR PRINTER /PRINTSHOP	A	1	<u>\$15,000</u>
<b>TOTAL</b>				<u>\$15,000</u>

## FUNDING SOURCE

CLASSIFICATION	ADOPTED TOTAL 19/20	GENERAL	CDBG
PERSONNEL SERVICES	886,195	878,195	<u>8,000</u>
MATERIALS & SUPPLIES	8,500	8,500	
OTHER SERVICES & CHARGES	222,005	222,005	
CAPITAL OUTLAY	<u>15,000</u>	<u>15,000</u>	
<b>TOTAL DOLLARS</b>	<u>1,131,700</u>	<u>1,123,700</u>	<u>8,000</u>





# FINANCE

**DIVISION: UTILITY SERVICES**

**ACTIVITY NO: 14**

## FUNCTION

THE REVENUE SERVICES DIVISION IS RESPONSIBLE TO THE FINANCE DIRECTOR FOR BILLING AND COLLECTING FOR UTILITY SERVICES AND CERTAIN OTHER CHARGES, FEES AND ASSESSMENTS FOR THE CITY. THE DIVISION IS ALSO RESPONSIBLE FOR READING WATER METERS DAILY ON A CYCLICAL SCHEDULE, INSTALLATION OF SMALL WATER METERS FOR NEW ACCOUNTS, DISCONNECTING SERVICE ON DELINQUENT ACCOUNTS, PERFORMING AFTER-HOURS TURN-ONS AND TROUBLE SHOOTING BILLING COMPLAINTS. THE DIVISION IS ORGANIZED IN TWO BRANCHES: REVENUE COLLECTIONS AND FIELD SERVICES. THE MAIN TASKS OF THE DIVISION ARE CENTERED ON BILLING AND COLLECTING CHARGES FOR WATER, SEWER AND REFUSE SERVICES AND FOR RECEIPT OF OTHER REVENUES PAYABLE TO THE CITY.

## COMMENTS

ACCOUNT 211, REPAIR AND MAINTENANCE, INCLUDES PURCHASE AND REPAIR OF WATER METERING EQUIPMENT AND OTHER NECESSARY DIVISION EQUIPMENT. ACCOUNT 241, TELEPHONE AND POSTAGE, PROVIDES POSTAGE ASSOCIATED WITH BILLING UTILITY ACCOUNTS. THE METER TECHNICIAN POSITION HAS BEEN MOVED FROM WATER DISTRIBUTION FOR FY19-20. THE HEAD CASHIER POSITION HAS BEEN RECLASSIFIED AS A GE09 FOR FY19-20.

## PERSONNEL

CLASSIFICATION	SALARY BI-WKLY	PERSONNEL		
		17/18	18/19	19/20
UTILITY SVC SUPV.	GE15	1	1	1
OFFICE SUPERVISOR	GE09	1	1	1
METER SVC. FIELD SUPV.	GE09	1	1	1
HEAD CASHIER	GE09	0	0	1
HEAD CASHIER	GE07	1	1	0
METER SERVICE WKR	GE05	5	5	5
FULL SERVICE REP	GE04	8	0	0
FULL SERVICE REP	GE06	0	8	8
METER TECHNICIAN	GE06	0	0	1
<i>TOTAL</i>		<u>17</u>	<u>17</u>	<u>18</u>

## CAPITAL OUTLAY

ACCT NO.	ITEM	A/R	QTY	BUDGET AMOUNT
312	REPLACEMENT METERS AND METER EQUIPMENT	R		<u>60,000</u>
TOTAL				<u>60,000</u>

## FUNDING SOURCE

CLASSIFICATION	ADOPTED	
	TOTAL 19/20	ENTERPRISE
PERSONNEL SERVICES	953,960	953,960
MATERIALS & SUPPLIES	149,655	149,655
OTHER SERVICES & CHARGES	179,013	179,013
CAPITAL OUTLAY	<u>60,000</u>	<u>60,000</u>
<b>TOTAL DOLLARS</b>	<b>1,342,628</b>	<b>1,342,628</b>

SUMMARY OF EXPENDITURES

DEPARTMENT: FINANCE  
 DIVISION OR ACTIVITY: UTILITY SERVICES

ACTIVITY NO.: 14

ACCT. NO.	ACCOUNT TITLE	2017-2018 ACTUAL EXPENDITURES	2018-2019 ADOPTED BUDGET	2018-2019 EXPENDITURES ESTIMATE	2019-2020 PROPOSED BUDGET
PERSONNEL SERVICES					
101	SALARIES AND WAGES	585,099	631,110	626,656	684,800
102	DIFFERENTIAL/LEADMAN PAY	4,358	4,985	4,097	4,000
103	SICK LEAVE-PAY IN LIEU	3,954	2,500	470	500
104	CONTRACT LABOR	0	0	4,000	5,000
105	MAYOR & COUNCIL SALARIES	0	0	0	0
106	PART-TIME	0	0	0	0
108	OVERTIME	9,780	10,000	4,962	5,000
110	UNEMPLOYMENT CONTRIBUTION	1,007	900	900	1,050
111	F.I.C.A.	40,932	46,373	45,473	49,518
112	WORKERS COMPENSATION	2,039	1,950	1,950	2,100
113	GROUP LIFE & HOSP	108,101	103,654	96,027	107,150
114	CITY RETIREMENT PLAN	60,821	65,689	65,040	70,922
116	POLICE PENSION PLAN	0	0	0	0
117	FIREFIGHTER'S PENSION	0	0	0	0
118	LONGEVITY	22,146	23,275	23,275	23,920
119	HOLIDAY PAY	0	0	0	0
121	UNIFORM MAINTENANCE	0	0	0	0
197	EDUCATIONAL INCENTIVE	0	0	0	0
		\$838,237	\$890,436	\$872,850	\$953,960
MATERIALS AND SUPPLIES					
201	SUPPLIES, TOOLS, EQUIP	50,128	56,080	56,080	56,675
204	PETROLEUM PRODUCTS	0	0	0	0
205	CHEMICALS	0	0	0	0
211	REPAIR AND MAINTENANCE	63,566	38,375	38,375	40,680
212	CONTRACTUAL MAINTENANCE	0	50,000	50,000	50,000
214	MAINT MATERL-MOTIVE EQUIP	0	0	0	0
216	UNIFORM AND CLOTHING	100	2,200	2,200	2,300
		\$113,794	\$146,655	\$146,655	\$149,655
OTHER SERVICES & CHARGES					
221	RENTAL, PUBL, PRINTING	2,801	2,750	2,750	3,423
230	CONTINGENCY	0	0	0	0
231	PROF & TECHNICAL SERVICE	3,025	1,500	4,800	3,000
241	TELEPHONE & POSTAGE	145,270	159,563	159,563	169,740
248	ELECTRICITY & NAT GAS	0	0	0	0
251	INSURANCE	0	0	0	0
264	DUES & MEMBERSHIPS	0	0	0	0
265	TRAINING AND TRAVEL	797	2,000	350	2,600
272	ELECTION EXPENSE	0	0	0	0
278	CDBG CONTINGENCY	0	0	0	0
279	OTHER EXPENSES	0	250	250	250
299	M&O EXPNS TO OTHER FUNDS	0	0	0	0
		\$151,893	\$166,063	\$167,713	\$179,013
CAPITAL OUTLAY					
310	LEASE PURCHASE AGREEMENT	0	0	0	0
311	MOTIVE EQUIPMENT	0	0	0	0
312	MACHINERY & EQUIPMENT	122,394	68,359	68,359	60,000
314	LIBRARY BOOKS	0	0	0	0
321	CONSTRC, IMPRVMT, ADDTN	0	0	0	0
		\$122,394	\$68,359	\$68,359	\$60,000
	DIVISION TOTALS	\$1,226,318	\$1,271,513	\$1,255,577	\$1,342,628

# FINANCE

**DIVISION: CITY AT LARGE**

**ACTIVITY NO: 41**

## FUNCTION

THE FUNCTION OF THIS BUDGET IS TO FUND CERTAIN CITY-WIDE EXPENSES NOT DIRECTLY BUDGETED WITHIN A PARTICULAR DEPARTMENT.

## COMMENTS

ACCOUNT 211 FUNDS CITY-WIDE REPAIRS. ACCOUNT 248 FUNDS CITY-WIDE ELECTRICITY (THIS INCLUDES ALL ILLUMINATING STREET LIGHTS IN THE CITY). ACCOUNT 251 FUNDS CITY-WIDE INSURANCE. ACCOUNT 279 FUNDS THE ESTIMATED COUNTY APPRAISAL ON CITY PROPERTY AND THE OPTERRA ENERGY PAYMENT AND INTEREST.

## PERSONNEL

CLASSIFICATION	SALARY BI-WKLY	17/18	18/19	19/20

## CAPITAL OUTLAY

ACCT NO.	ITEM	A/R	QTY	BUDGET AMOUNT

## FUNDING SOURCE

CLASSIFICATION	ADOPTED TOTAL 19/20	GENERAL
PERSONNEL SERVICES	0	0
MATERIALS & SUPPLIES	200,485	200,485
OTHER SERVICES & CHARGES	1,552,597	1,552,597
CAPITAL OUTLAY	0	0
<b>TOTAL DOLLARS</b>	<b>1,753,082</b>	<b>1,753,082</b>

SUMMARY OF EXPENDITURES

DEPARTMENT: FINANCE  
 DIVISION OR ACTIVITY: CITY-AT-LARGE

ACTIVITY NO.: 41

ACCT. NO.	ACCOUNT TITLE	2017-2018 ACTUAL EXPENDITURES	2018-2019 ADOPTED BUDGET	2018-2019 EXPENDITURES ESTIMATE	2019-2020 PROPOSED BUDGET
PERSONNEL SERVICES					
110	UNEMPLOYMENT CONTRIBUTION	0	0	0	0
111	F.I.C.A.	0	0	0	0
112	WORKERS COMPENSATION	0	0	0	0
113	GROUP LIFE & HOSP	0	0	0	0
114	CITY RETIREMENT PLAN	0	0	0	0
116	POLICE PENSION PLAN	0	0	0	0
117	FIREFIGHTER'S PENSION	0	0	0	0
118	LONGEVITY	0	0	0	0
119	HOLIDAY PAY	0	0	0	0
121	UNIFORM MAINTENANCE	0	0	0	0
197	EDUCATIONAL INCENTIVE	0	0	0	0
		\$0	\$0	\$0	\$0
MATERIALS AND SUPPLIES					
201	SUPPLIES, TOOLS, EQUIP	59,639	0	0	0
204	PETROLEUM PRODUCTS	0	0	0	0
205	CHEMICALS	0	50,000	0	42,308
211	REPAIR AND MAINTENANCE	189,586	124,233	2,500	158,177
212	CONTRACTUAL MAINTENANCE	0	0	0	0
214	MAINT MATERL-MOTIVE EQUIP	0	0	0	0
216	UNIFORM AND CLOTHING	96,399	0	0	0
		\$345,624	\$174,233	\$2,500	\$200,485
OTHER SERVICES & CHARGES					
221	RENTAL, PUBL, PRINTING	0	0	0	0
230	CONTINGENCY	11,612	40,000	5,000	20,000
231	PROF & TECHNICAL SERVICE	100,182	109,233	100,000	128,177
241	TELEPHONE & POSTAGE	34,812	0	77,000	122,883
248	ELECTRICITY & NAT GAS	426,976	500,000	509,000	560,483
251	INSURANCE	364,886	373,450	376,822	376,822
264	DUES & MEMBERSHIPS	0	0	0	0
265	TRAINING AND TRAVEL	0	0	900	0
272	ELECTION EXPENSE	0	0	0	0
278	CDBG CONTINGENCY	0	0	0	0
279	OTHER EXPENSES	431,511	452,333	367,753	344,232
299	M&O EXPNS TO OTHER FUNDS	0	0	0	0
		\$1,369,979	\$1,475,016	\$1,436,475	\$1,552,597
CAPITAL OUTLAY					
310	LEASE PURCHASE AGREEMENT	0	0	0	0
311	MOTIVE EQUIPMENT	0	0	0	0
312	MACHINERY & EQUIPMENT	0	0	0	0
314	LIBRARY BOOKS	0	0	0	0
321	CONSTRC, IMPRVMNT, ADDTN	0	0	0	0
		\$0	\$0	\$0	\$0
DIVISION TOTALS		\$1,715,603	\$1,649,249	\$1,438,975	\$1,753,082

# FINANCE

**DIVISION: WAURIKA FUND**

**ACTIVITY NO: 55**

## FUNCTION

THE FUNCTION OF THIS BUDGET IS FOR THE PAYMENT OF DEBT SERVICE AND MAINTENANCE AND OPERATIONS CHARGED BY THE WAURIKA CONSERVANCY.

## COMMENTS

PRINCIPLE & INTEREST PAYMENTS \$2,931,325  
OPERATION & CORP OF ENG COSTS \$925,333  
PURCHASE OF REMAINING WATER RIGHTS

## PERSONNEL

CLASSIFICATION	SALARY BI-WKLY	17/18	18/19	19/20

## CAPITAL OUTLAY

ACCT NO.	ITEM	A/R	QTY	BUDGET AMOUNT

## FUNDING SOURCE

CLASSIFICATION	ADOPTED TOTAL 19/20	WAURIKA
PERSONNEL SERVICES		
MATERIALS & SUPPLIES		
OTHER SERVICES & CHARGES	<u>3,856,658</u>	<u>3,856,658</u>
CAPITAL OUTLAY		
<b>TOTAL DOLLARS</b>	<u>3,856,658</u>	<u>3,856,658</u>

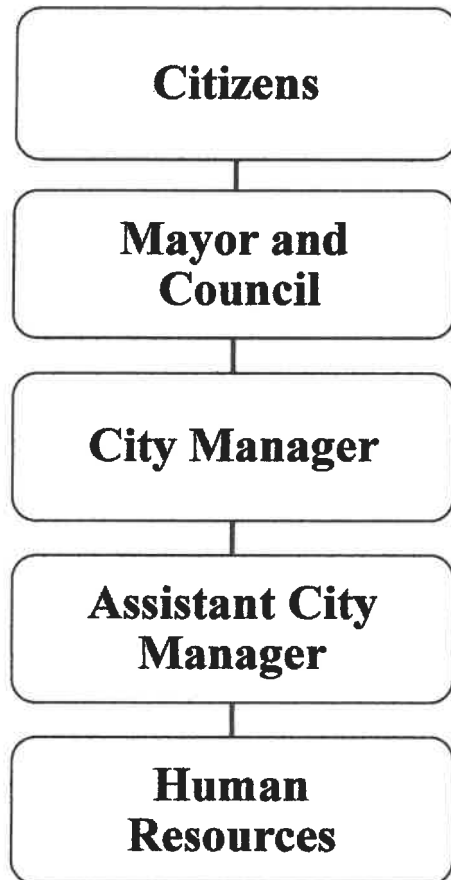
SUMMARY OF EXPENDITURES

DEPARTMENT: FINANCE  
 DIVISION OR ACTIVITY: WAURIKA PAYMENTS

ACTIVITY NO.: 55

ACCT.		2017-2018 ACTUAL	2018-2019 ADOPTED	2018-2019 EXPENDITURES	2019-2020 PROPOSED
NO.	ACCOUNT TITLE	EXPENDITURES	BUDGET	ESTIMATE	BUDGET
OTHER SERVICES & CHARGES					
231	PROF & TECHNICAL SERVICE	1,955,617	3,436,539	3,436,539	3,856,658
241	TELEPHONE & POSTAGE	0	0	0	0
248	ELECTRICITY & NAT GAS	0	0	0	0
251	INSURANCE	0	0	0	0
264	DUES & MEMBERSHIPS	0	0	0	0
265	TRAINING AND TRAVEL	0	0	0	0
272	ELECTION EXPENSE	0	0	0	0
278	CDBG CONTINGENCY	0	0	0	0
279	OTHER EXPENSES	0	0	0	0
299	M&O EXPNS TO OTHER FUNDS	0	0	0	0
		\$1,955,617	\$3,436,539	\$3,436,539	\$3,856,658
CAPITAL OUTLAY					
310	LEASE PURCHASE AGREEMENT	0	0	0	0
311	MOTIVE EQUIPMENT	0	0	0	0
312	MACHINERY & EQUIPMENT	0	0	0	0
314	LIBRARY BOOKS	0	0	0	0
321	CONSTRC, IMPRVMT, ADDTN	0	0	0	0
		\$0	\$0	\$0	\$0
	DIVISION TOTALS	\$1,955,617	\$3,436,539	\$3,436,539	\$3,856,658

# Human Resources



Budget	Full-Time Positions
\$664,674	8



# HUMAN RESOURCES

**DIVISION: HUMAN RESOURCES**

**ACTIVITY: 04**

## FUNCTION

THE HUMAN RESOURCES DEPARTMENT IS RESPONSIBLE FOR RECRUITMENT, EXAMINATION AND CERTIFICATION OF POTENTIAL EMPLOYEES AND CITY EMPLOYEES SEEKING PROMOTIONAL OPPORTUNITIES. THIS ACTIVITY ALSO PERFORMS CLASSIFICATION AND COMPENSATION STUDIES, PROCESSES VARIED PERSONNEL ACTIONS AND ADMINISTERS LEAVE, MEDICAL, WORKERS' COMPENSATION, TRAINING AND ALLIED PERSONNEL PROGRAM POLICIES.

## COMMENTS

THE CURRENT ADMINISTRATIVE ASSISTANT III WILL BE RECLASSIFIED AS THE PAYROLL/HR COORDINATOR IN FY19-20. AN ADMINISTRATIVE ASSISTANT III POSITION WILL THEN BE ADDED FOR FY19-20

## PERSONNEL

CLASSIFICATION	SALARY BI-WKLY	17/18	18/19	19/20
H R DIRECTOR	E3	1	1	1
SAFETY & RISK OFFICER	GE12	1	1	1
ADMIN. ASSISTANT III	GE08	1	1	1
BENEFITS COORDINATOR	GE12	1	1	1
EMPL DEV ELOPMENT COORDINATOR	GE12	1	1	1
PAYROLL ADMINISTRATOR	GE10	1	0	0
SENIOR PAYROLL ADMINISTRATOR	GE12	0	1	1
PAYROLL/HR COORDINATOR	GE10	0	0	1
HR SPECIALIST	GE12	1	1	1
<b>TOTAL</b>		<u>7</u>	<u>7</u>	<u>8</u>

## CAPITAL OUTLAY

ACCT NO.	ITEM	A/R	QTY	BUDGET AMOUNT

## FUNDING SOURCE

CLASSIFICATION	ADOPTED TOTAL 19/20	GENERAL
PERSONNEL SERVICES	564,548	564,548
MATERIALS & SUPPLIES	6,800	6,800
OTHER SERVICES & CHARGES	93,326	93,326
CAPITAL OUTLAY	0	0
<b>TOTAL DOLLARS</b>	<u>664,674</u>	<u>664,674</u>

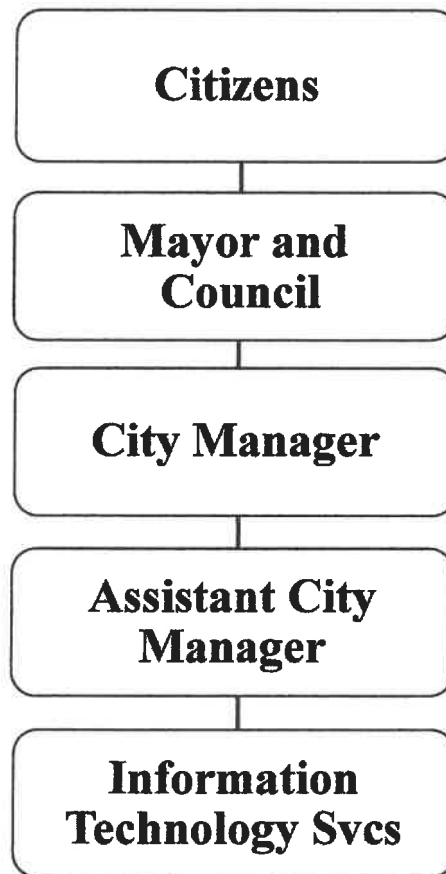
SUMMARY OF EXPENDITURES

DEPARTMENT: HUMAN RESOURCES  
 DIVISION OR ACTIVITY: HUMAN RESOURCES

ACTIVITY NO.: 4

ACCT. NO.	ACCOUNT TITLE	2017-2018 ACTUAL EXPENDITURES	2018-2019 ADOPTED BUDGET	2018-2019 EXPENDITURES ESTIMATE	2019-2020 PROPOSED BUDGET
PERSONNEL SERVICES					
101	SALARIES AND WAGES	367,919	378,450	395,302	418,591
102	DIFFERENTIAL/LEADMAN PAY	0	0	0	0
103	SICK LEAVE-PAY IN LIEU	62,715	55,975	49,145	7,300
104	CONTRACT LABOR	0	0	0	0
105	MAYOR & COUNCIL SALARIES	0	0	0	0
106	PART-TIME	0	0	8,604	0
108	OVERTIME	180	0	4,200	500
110	UNEMPLOYMENT CONTRIBUTION	415	450	450	500
111	F.I.C.A.	30,572	30,338	32,299	29,653
112	WORKERS COMPENSATION	840	1,200	900	1,000
113	GROUP LIFE & HOSP	42,746	37,700	58,750	59,740
114	CITY RETIREMENT PLAN	43,124	44,064	45,490	43,014
116	POLICE PENSION PLAN	0	0	0	0
117	FIREFIGHTER'S PENSION	0	0	0	0
118	LONGEVITY	12,955	6,219	10,450	4,250
119	HOLIDAY PAY	0	0	0	0
121	UNIFORM MAINTENANCE	0	0	0	0
197	EDUCATIONAL INCENTIVE	0	0	0	0
		\$561,466	\$554,396	\$605,590	\$564,548
MATERIALS AND SUPPLIES					
201	SUPPLIES, TOOLS, EQUIP	4,008	5,000	5,000	5,000
204	PETROLEUM PRODUCTS	0	0	0	0
205	CHEMICALS	0	0	0	0
211	REPAIR AND MAINTENANCE	85	1,000	180	1,050
212	CONTRACTUAL MAINTENANCE	0	0	0	0
214	MAINT MATERL-MOTIVE EQUIP	0	0	0	0
216	UNIFORM AND CLOTHING	1,180	750	750	750
		\$5,273	\$6,750	\$5,930	\$6,800
OTHER SERVICES & CHARGES					
221	RENTAL, PUBL, PRINTING	6,784	6,500	6,200	6,650
230	CONTINGENCY	0	0	0	0
231	PROF & TECHNICAL SERVICE	78,662	246,457	60,000	42,600
241	TELEPHONE & POSTAGE	5,595	5,560	5,704	5,956
248	ELECTRICITY & NAT GAS	0	0	0	0
251	INSURANCE	0	0	0	0
264	DUES & MEMBERSHIPS	0	0	0	0
265	TRAINING AND TRAVEL	14,148	25,000	9,000	28,120
272	ELECTION EXPENSE	0	0	0	0
278	CDBG CONTINGENCY	0	0	0	0
279	OTHER EXPENSES	2,075	5,000	4,800	10,000
299	M&O EXPNS TO OTHER FUNDS	0	0	0	0
		\$107,264	\$288,517	\$85,704	\$93,326
CAPITAL OUTLAY					
310	LEASE PURCHASE AGREEMENT	0	0	0	0
311	MOTIVE EQUIPMENT	0	0	0	0
312	MACHINERY & EQUIPMENT	0	3,750	4,440	0
314	LIBRARY BOOKS	0	0	0	0
321	CONSTRC, IMPRVMT, ADDTN	0	0	0	0
		\$0	\$3,750	\$4,440	\$0
DIVISION TOTALS		\$674,003	\$853,413	\$701,664	\$664,674

# Information Technology Services



Budget	Full-Time Positions
\$1,829,265	12

# INFORMATION TECHNOLOGY SERVICES

**DIVISION: INFORMATION TECHNOLOGY SERVICES      ACTIVITY NO: 16**

## FUNCTION

## COMMENTS

THE INFORMATION TECHNOLOGY SERVICES DEPARTMENT (ITS) PROVIDES STRATEGIC VISION, LEADERSHIP AND SOLUTIONS FOR ALL THINGS TECHNOLOGY BY ENSURING THAT TECHNOLOGY IS AN ASSET FOR ALL OF THE STAKEHOLDERS OF THE CITY OF LAWTON AND ITS REGIONAL PARTNERS. ITS PORTFOLIO OF SERVICES INCLUDES TELEPHONY, TELECOMMUNICATIONS, APPLICATION DEVELOPMENT AND SUPPORT, NETWORK MANAGEMENT, DATA MANAGEMENT, HARDWARE/SOFTWARE MANAGEMENT, ELECTRONIC COMMUNICATIONS, PROJECT MANAGEMENT, TECHNICAL ADVISORY AND COOP/DISASTER PLANNING AND RECOVERY.

A DIRECTOR OF INFORMATION TECHNOLOGY SERVICES WAS HIRED FEBRUARY OF 2019. TECHNICAL INFRASTRUCTURE WILL BE ADDRESSED IN APRIL OF 2019. STAFFING WAS REALIGNED TO SUPPORT THE PORTFOLIO OF SERVICES PROVIDED BY ITS TO THE CITY OF LAWTON STAKEHOLDERS AND REGIONAL PARTNERS.

## PERSONNEL

## CAPITAL OUTLAY

CLASSIFICATION	SALARY BI-WKLY	18/17	18/19	19/20
IT DIRECTOR	E3	0	0	1
IT SUPERVISOR	GE16	1	1	0
INFRASTRUCTURE MNGR	GE15	0	0	1
NETWORK ADMIN	GE15	1	1	0
HELP DESK SUPERVISOR	GE15	0	0	1
SYSTEM ANALYST/ DATABASE ADMIN	GE15	1	1	0
APPLICATIONS DEV & SUPPORT MANAGER	GE15	0	0	1
NETWORK ADMIN	GE14	0	0	1
WEB DEVELOPER	GE14	1	1	1
PRGRMR/ANALYST	GE14	4	4	4
NETWORK SUPPT TECH	GE13	1	1	0
NETWORK ANALYST	GE13	0	0	1
SYSTEM SUPPORT SPEC	GE12	2	2	0
TECH SUPP ANALYST	GE12	0	0	1
COMPUTER OPERATOR	GE08	1	1	0
ADMIN ASST III	GE08	<u>0</u>	<u>0</u>	<u>1</u>
<i>TOTAL</i>		<u>12</u>	<u>12</u>	<u>13</u>
<i>REGULAR PART-TIME:</i>				
OPER PRGRMR(30 HR)	GE08	1	1	1
<i>TEMPORARY PART-TIME:</i>				
DB ADMIN (20 HR)	GE15	<u>0</u>	<u>0</u>	<u>1</u>
<i>TOTAL PART-TIME</i>		<u>1</u>	<u>1</u>	<u>2</u>

ACCT NO.	ITEM	A/R	QTY	BUDGET AMOUNT

## FUNDING SOURCE

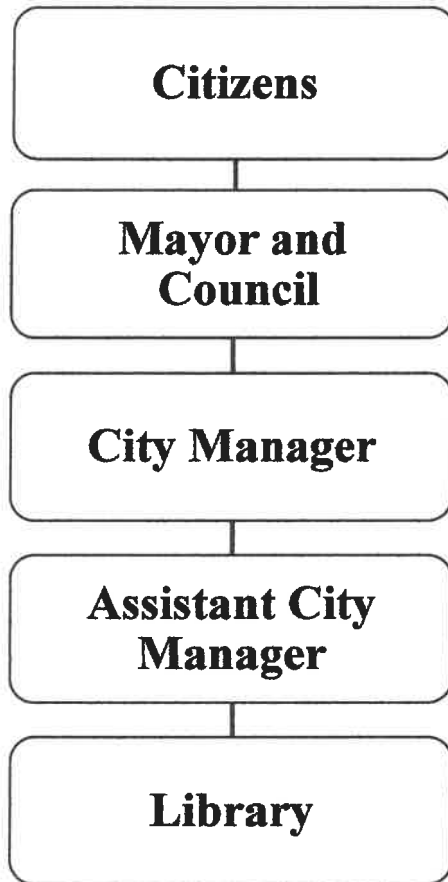
CLASSIFICATION	ADOPTED TOTAL 19/20	GENERAL	ENTERPRISE
PERSONNEL SERVICES	1,319,177	527,671	791,506
MATERIALS & SUPPLIES	212,854	85,142	127,712
OTHER SERVICES & CHARGES	297,234	118,893	178,341
CAPITAL OUTLAY	<u>0</u>	<u>0</u>	<u>0</u>
<b>TOTAL DOLLARS</b>	<b>1,829,265</b>	<b>731,706</b>	<b>1,097,559</b>

SUMMARY OF EXPENDITURES

DEPARTMENT: INFORMATION TECH SERVICES ACTIVITY NO.: 16  
 DIVISION OR ACTIVITY: INFORMATION TECHNOLOGY

ACCT. NO.	ACCOUNT TITLE	2017-2018 ACTUAL EXPENDITURES	2018-2019 ADOPTED BUDGET	2018-2019 EXPENDITURES ESTIMATE	2019-2020 PROPOSED BUDGET
PERSONNEL SERVICES					
101	SALARIES AND WAGES	700,302	727,690	714,092	860,000
102	DIFFERENTIAL/LEADMAN PAY	7,969	9,000	7,829	9,225
103	SICK LEAVE-PAY IN LIEU	180	22,445	6,783	110,452
104	CONTRACT LABOR	0	0	0	0
105	MAYOR & COUNCIL SALARIES	0	0	0	0
106	PART-TIME	26,797	30,800	29,960	62,300
108	OVERTIME	28,126	16,000	14,394	5,000
110	UNEMPLOYMENT CONTRIBUTION	770	675	675	850
111	F.I.C.A.	52,242	57,063	54,771	73,538
112	WORKERS COMPENSATION	18,401	1,500	1,773	1,850
113	GROUP LIFE & HOSP	70,600	69,440	62,700	85,040
114	CITY RETIREMENT PLAN	70,779	76,680	73,753	98,307
116	POLICE PENSION PLAN	0	0	0	0
117	FIREFIGHTER'S PENSION	0	0	0	0
118	LONGEVITY	16,268	16,660	16,660	12,615
119	HOLIDAY PAY	0	0	0	0
121	UNIFORM MAINTENANCE	0	0	0	0
197	EDUCATIONAL INCENTIVE	0	0	0	0
		<b>\$992,434</b>	<b>\$1,027,953</b>	<b>\$983,390</b>	<b>\$1,319,177</b>
MATERIALS AND SUPPLIES					
201	SUPPLIES, TOOLS, EQUIP	82,170	46,255	46,250	63,165
204	PETROLEUM PRODUCTS	0	0	0	0
205	CHEMICALS	0	0	0	0
211	REPAIR AND MAINTENANCE	17,453	15,010	14,110	15,520
212	CONTRACTUAL MAINTENANCE	72,255	168,000	155,000	134,169
214	MAINT MATERL-MOTIVE EQUIP	0	0	0	0
216	UNIFORM AND CLOTHING	0	0	0	0
		<b>\$171,878</b>	<b>\$229,265</b>	<b>\$215,360</b>	<b>\$212,854</b>
OTHER SERVICES & CHARGES					
221	RENTAL, PUBL, PRINTING	5,188	3,137	5,395	5,637
230	CONTINGENCY	0	0	0	0
231	PROF & TECHNICAL SERVICE	156,868	233,000	223,440	233,000
241	TELEPHONE & POSTAGE	5,709	4,817	7,197	33,167
248	ELECTRICITY & NAT GAS	0	0	0	0
251	INSURANCE	0	0	0	0
264	DUES & MEMBERSHIPS	0	0	0	0
265	TRAINING AND TRAVEL	16,593	32,628	32,000	25,430
272	ELECTION EXPENSE	0	0	0	0
278	CDBG CONTINGENCY	0	0	0	0
279	OTHER EXPENSES	0	0	0	0
299	M&O EXPNS TO OTHER FUNDS	0	0	0	0
		<b>\$184,358</b>	<b>\$273,582</b>	<b>\$268,032</b>	<b>\$297,234</b>
CAPITAL OUTLAY					
310	LEASE PURCHASE AGREEMENT	0	0	0	0
311	MOTIVE EQUIPMENT	0	0	0	0
312	MACHINERY & EQUIPMENT	0	20,557	18,995	0
314	LIBRARY BOOKS	0	0	0	0
321	CONSTRC, IMPRVMT, ADDTN	0	0	0	0
		<b>\$0</b>	<b>\$20,557</b>	<b>\$18,995</b>	<b>\$0</b>
	<b>DIVISION TOTALS</b>	<b>\$1,348,670</b>	<b>\$1,551,357</b>	<b>\$1,485,777</b>	<b>\$1,829,265</b>

# Library



Budget	Full-Time Positions
\$1,275,731	10

# LIBRARY

**DIVISION: LIBRARY**

**ACTIVITY NO. 51**

## FUNCTION

THIS DEPARTMENT IS RESPONSIBLE FOR PROVIDING LIBRARY SERVICES TO THE RESIDENTS OF THE CITY OF LAWTON AND COMANCHE COUNTY. THE LIBRARY PROVIDES OPPORTUNITIES TO ENGAGE IN LIFE-LONG LEARNING THROUGH BOOKS, DATABASES, CLASSES, AND NUMEROUS OTHER RESOURCES.

## COMMENTS

THE LIBRARY ANTICIPATES RECEIVING A GRANT FROM THE OKLAHOMA DEPARTMENT OF LIBRARIES IN THE AMOUNT OF \$37,350. THE LIBRARY ALSO ANTICIPATE RECEIVING \$25,000 FROM THE COUNTY. THESE GRANTS FUND BOOK MONEY IN 314.

## PERSONNEL

CLASSIFICATION	SALARY BI-WKLY	17/18	18/19	19/20
LIBRARY DIRECTOR	E2	1	1	1
LIBRARIAN II	GE14	3	3	3
LIBRARIAN I	GE12	1	1	1
CIRCULATION CORD	GE09	1	1	1
ADMIN ASST III	GE08	1	1	1
SR LIBRARY ASSOC.	GE06	2	1	1
LIBRARY ASSOCIATE	GE05	1	1	1
PGM COORDINATOR	GE13	<u>1</u>	<u>1</u>	<u>1</u>
<b>TOTAL</b>		<u>11</u>	<u>10</u>	<u>10</u>
<i>REGULAR PART-TIME</i>				
LIBRARIAN I (20 HR)	GE12	1	2	2
LIBRARIAN I (10 HR)	GE12	1	0	0
LIBR TECH SPEC (25 HR)	GE12	0	1	1
ADMIN ASST 1 (20 HR)	GE03	8	10	10
LIBRARY AIDE(20 HR)	GE01	2	0	0
<b>TOTAL PART-TIME</b>		<u>12</u>	<u>13</u>	<u>13</u>

## CAPITAL OUTLAY

ACCT NO.	ITEM	A/R	QTY	BUDGET AMOUNT
314	LIBRARY BOOKS & MATERIALS	A		32,650
*314	LIBRARY BOOKS & MATERIALS	A		37,350
**314	LIBRARY BOOKS & MATERIALS	A		<u>25,000</u>
<b>TOTAL</b>				<u>95,000</u>
* STATE GRANT				
** COMANCHE COUNTY FUNDS				

## FUNDING SOURCE

CLASSIFICATION	ADOPTED TOTAL 19/20	GENERAL	LIBRARY GRANT	COMANCHE COUNTY
PERSONNEL SERVICES	1,038,570	1,038,570		
MATERIALS & SUPPLIES	31,245	31,245		
OTHER SERVICES & CHARGES	110,916	110,916		
CAPITAL OUTLAY	<u>95,000</u>	<u>32,650</u>	<u>37,350</u>	<u>25,000</u>
<b>TOTAL DOLLARS</b>	<u>1,275,731</u>	<u>1,213,381</u>	<u>37,350</u>	<u>25,000</u>

SUMMARY OF EXPENDITURES

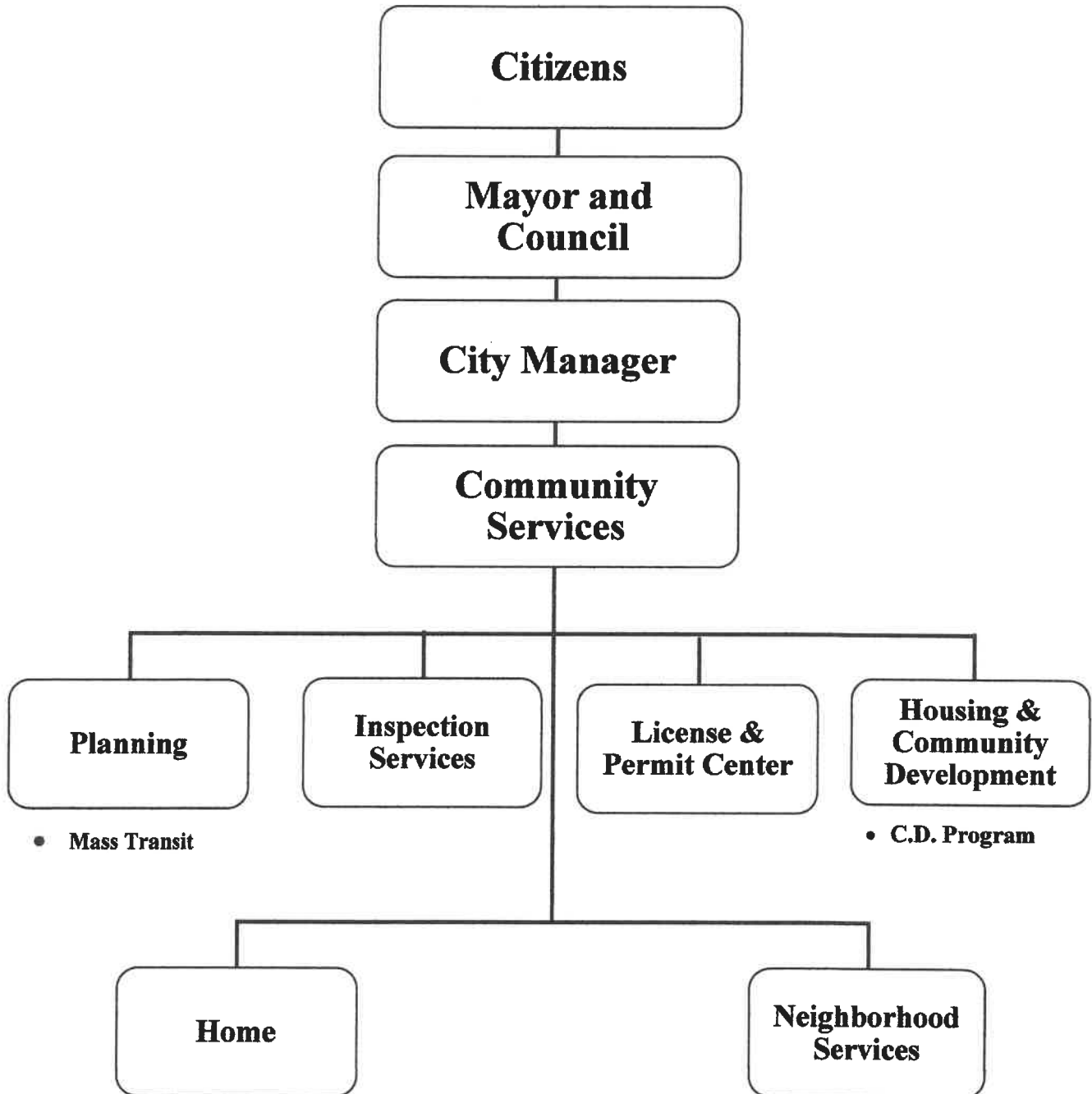
DEPARTMENT: LIBRARY  
 DIVISION OR ACTIVITY: LIBRARY-OPERATION

ACTIVITY NO.: 51

ACCT. NO.	ACCOUNT TITLE	2017-2018 ACTUAL EXPENDITURES	2018-2019 ADOPTED BUDGET	2018-2019 EXPENDITURES ESTIMATE	2019-2020 PROPOSED BUDGET
PERSONNEL SERVICES					
101	SALARIES AND WAGES	591,082	557,814	583,430	605,500
102	DIFFERENTIAL/LEADMAN PAY	0	0	0	0
103	SICK LEAVE-PAY IN LIEU	16,253	29,490	25,000	7,000
104	CONTRACT LABOR	0	0	0	0
105	MAYOR & COUNCIL SALARIES	0	0	0	0
106	PART-TIME	185,923	190,911	190,522	210,500
108	OVERTIME	0	0	0	0
110	UNEMPLOYMENT CONTRIBUTION	1,362	2,100	1,450	1,550
111	F.I.C.A.	56,668	56,872	58,297	60,005
112	WORKERS COMPENSATION	3,238	3,100	2,850	2,950
113	GROUP LIFE & HOSP	71,563	61,406	52,960	62,150
114	CITY RETIREMENT PLAN	61,850	61,390	63,503	63,765
116	POLICE PENSION PLAN	0	0	0	0
117	FIREFIGHTER'S PENSION	0	0	0	0
118	LONGEVITY	27,556	26,600	26,600	25,150
119	HOLIDAY PAY	0	0	0	0
121	UNIFORM MAINTENANCE	0	0	0	0
197	EDUCATIONAL INCENTIVE	0	0	0	0
		\$1,015,495	\$989,683	\$1,004,612	\$1,038,570
MATERIALS AND SUPPLIES					
201	SUPPLIES, TOOLS, EQUIP	11,712	7,500	7,500	9,000
204	PETROLEUM PRODUCTS	0	0	0	0
205	CHEMICALS	0	0	0	0
211	REPAIR AND MAINTENANCE	6,007	5,500	13,000	13,000
212	CONTRACTUAL MAINTENANCE	9,169	9,545	9,245	9,245
214	MAINT MATERL-MOTIVE EQUIP	0	0	0	0
216	UNIFORM AND CLOTHING	0	0	0	0
		\$26,888	\$22,545	\$29,745	\$31,245
OTHER SERVICES & CHARGES					
221	RENTAL, PUBL, PRINTING	4,588	4,000	4,000	4,240
230	CONTINGENCY	0	0	0	0
231	PROF & TECHNICAL SERVICE	3,416	3,055	8,645	5,000
241	TELEPHONE & POSTAGE	6,198	6,536	6,328	6,328
248	ELECTRICITY & NAT GAS	74,601	72,000	70,000	72,780
251	INSURANCE	0	0	0	0
264	DUES & MEMBERSHIPS	0	0	0	0
265	TRAINING AND TRAVEL	20,397	19,000	19,000	22,318
272	ELECTION EXPENSE	0	0	0	0
278	CDBG CONTINGENCY	0	0	0	0
279	OTHER EXPENSES	16-	250	180	250
299	M&O EXPNS TO OTHER FUNDS	0	0	0	0
		\$109,184	\$104,841	\$108,153	\$110,916
CAPITAL OUTLAY					
310	LEASE PURCHASE AGREEMENT	1,230	0	0	0
311	MOTIVE EQUIPMENT	0	0	0	0
312	MACHINERY & EQUIPMENT	0	0	0	0
314	LIBRARY BOOKS	27,030	95,000	65,000	95,000
321	CONSTRC, IMPRVMT, ADDTN	0	0	0	0
		\$28,260	\$95,000	\$65,000	\$95,000
	DIVISION TOTALS	\$1,179,827	\$1,212,069	\$1,207,510	\$1,275,731



# Community Services



Budget	Full-Time Positions
\$3,913,669	33

# COMMUNITY SERVICES

**DIVISION: PLANNING**

**ACTIVITY NO: 21**

## FUNCTION

THE PLANNING DIVISION, UNDER THE PROVISIONS OF TITLE 11, OKLAHOMA STATUTES, ACCOMPLISHES COMPREHENSIVE PLANNING, ADMINISTRATION OF LAND USE CONTROLS AND SUBDIVISION OF LAND; REVIEWS LAND DEVELOPMENT PLANS FOR CONFORMANCE WITH THE CITY'S ZONING CODE; PERFORMS TRANSPORTATION PLANNING IN COMPLIANCE WITH FEDERAL REQUIREMENTS TO INCLUDE OVERSIGHT OF THE LAWTON AREA TRANSIT SYSTEM; PREPARES AND ADMINISTERS GRANTS FOR FEDERAL TRANSPORTATION FUNDING, AND PERFORMS SPECIAL STUDIES FOR THE CITY MANAGER AND CITY COUNCIL AS NEEDED. THIS DIVISION FUNCTIONS AS THE PLANNING STAFF SUPPORT FOR THE CITY COUNCIL, THE CITY PLANNING COMMISSION, THE BOARD OF ADJUSTMENT, THE LAWTON URBAN RENEWAL AUTHORITY, THE LAWTON METROPOLITAN PLANNING ORGANIZATION, THE LAWTON ECONOMIC DEVELOPMENT AUTHORITY, AND THE LAWTON ENHANCEMENT TRUST AUTHORITY.

## COMMENTS

THE PLANNING DIRECTOR IS THE DIRECTOR OF THE COMMUNITY SERVICES DEPARTMENT.

## PERSONNEL

CLASSIFICATION	SALARY BI-WKLY	PERSONNEL		
		17/18	18/19	19/20
PLANNING DIRECTOR	E3	1	1	1
SR PLANNER	GE16	1	1	1
TRANSPORTATION PLANNER	GE13	2	2	2
PLANNING & SUBDIVISION ADMIN	GE10	2	2	2
PLANNING TECHNICIAN	GE09	1	1	1
ADMIN ASST III	GE08	1	1	1
<i>TOTAL</i>		<u>8</u>	<u>8</u>	<u>8</u>
<i>REGULAR PART-TIME:</i>				
LIASON OFFICER	GE01	1	1	1
<i>TOTAL PART-TIME</i>		<u>1</u>	<u>1</u>	<u>1</u>

## CAPITAL OUTLAY

ACCT NO.	ITEM	A/R	QTY	BUDGET AMOUNT

## FUNDING SOURCE

CLASSIFICATION	ADOPTED		GRANTS TO BE
	TOTAL 19/20	GENERAL	DEPOSITED TO GEN. FD.
PERSONNEL SERVICES	684,264	644,264	<u>40,000</u>
MATERIALS & SUPPLIES	5,100	5,100	
OTHER SERVICES & CHARGES	11,015	11,015	
CAPITAL OUTLAY	0	0	
<b>TOTAL DOLLARS</b>	<u>700,379</u>	<u>660,379</u>	<u>40,000</u>

SUMMARY OF EXPENDITURES

DEPARTMENT: COMMUNITY SERVICES                      ACTIVITY NO.: 21  
 DIVISION OR ACTIVITY: PLANNING

ACCT. NO.	ACCOUNT TITLE	2017-2018 ACTUAL EXPENDITURES	2018-2019 ADOPTED BUDGET	2018-2019 EXPENDITURES ESTIMATE	2019-2020 PROPOSED BUDGET
PERSONNEL SERVICES					
101	SALARIES AND WAGES	514,360	529,560	540,362	531,400
102	DIFFERENTIAL/LEADMAN PAY	0	0	0	0
103	SICK LEAVE-PAY IN LIEU	1,717	900	40,669	0
104	CONTRACT LABOR	0	0	0	0
105	MAYOR & COUNCIL SALARIES	0	0	0	0
106	PART-TIME	0	0	0	0
108	OVERTIME	3	0	0	0
110	UNEMPLOYMENT CONTRIBUTION	533	475	550	600
111	F.I.C.A.	35,255	37,342	40,824	37,128
112	WORKERS COMPENSATION	1,080	1,025	1,100	1,200
113	GROUP LIFE & HOSP	56,540	52,173	46,000	52,150
114	CITY RETIREMENT PLAN	48,743	54,237	59,294	53,926
116	POLICE PENSION PLAN	0	0	0	0
117	FIREFIGHTER'S PENSION	0	0	0	0
118	LONGEVITY	11,525	11,905	11,905	7,860
119	HOLIDAY PAY	0	0	0	0
121	UNIFORM MAINTENANCE	0	0	0	0
197	EDUCATIONAL INCENTIVE	0	0	0	0
		\$669,756	\$687,617	\$740,704	\$684,264
MATERIALS AND SUPPLIES					
201	SUPPLIES, TOOLS, EQUIP	1,672	3,000	3,000	2,700
204	PETROLEUM PRODUCTS	0	0	0	0
205	CHEMICALS	0	0	0	0
211	REPAIR AND MAINTENANCE	0	200	0	200
212	CONTRACTUAL MAINTENANCE	2,057	2,225	2,061	2,200
214	MAINT MATERL-MOTIVE EQUIP	0	0	0	0
216	UNIFORM AND CLOTHING	0	0	0	0
		\$3,729	\$5,425	\$5,061	\$5,100
OTHER SERVICES & CHARGES					
221	RENTAL, PUBL, PRINTING	1,577	3,050	2,200	2,700
230	CONTINGENCY	0	0	0	0
231	PROF & TECHNICAL SERVICE	0	0	0	0
241	TELEPHONE & POSTAGE	3,609	3,514	4,547	4,550
248	ELECTRICITY & NAT GAS	0	0	0	0
251	INSURANCE	0	0	0	0
264	DUES & MEMBERSHIPS	0	0	0	0
265	TRAINING AND TRAVEL	2,372	3,385	3,300	3,765
272	ELECTION EXPENSE	0	0	0	0
278	CDBG CONTINGENCY	0	0	0	0
279	OTHER EXPENSES	0	0	0	0
299	M&O EXPNS TO OTHER FUNDS	0	0	0	0
		\$7,558	\$9,949	\$10,047	\$11,015
CAPITAL OUTLAY					
310	LEASE PURCHASE AGREEMENT	0	0	0	0
311	MOTIVE EQUIPMENT	0	0	0	0
312	MACHINERY & EQUIPMENT	0	0	0	0
314	LIBRARY BOOKS	0	0	0	0
321	CONSTRC, IMPRVMT, ADDTN	0	0	0	0
		\$0	\$0	\$0	\$0
DIVISION TOTALS		\$681,043	\$702,991	\$755,812	\$700,379

# COMMUNITY SERVICES

**DIVISION: MASS TRANSIT**

**ACTIVITY NO: 19**

## FUNCTION

## COMMENTS

. THIS BUDGET PROVIDES THE LOCAL MATCHING FUNDS TO THE CITY TRANSIT TRUST FOR THE OPERATION OF THE LAWTON AREA TRANSIT SYSTEM (LATS) CONSISTING OF FIVE FIXED ROUTES WITH COMPLEMENTARY PARATRANSIT. THE TRUST IS THE DESIGNATED RECIPIENT OF FINANCIAL ASSISTANCE FROM THE FEDERAL TRANSIT ADMINISTRATION (FTA). LATS OPERATES SIX DAYS A WEEK: 6:00 A.M. TO 7:00 P.M. MONDAY – FRIDAY AND 9:00 A.M. – 6:00 P.M. SATURDAY. RATP DEV USA PROVIDES MANAGEMENT SERVICES FOR THE TRUST.

THE COST SHARING BETWEEN FTA AND THE TRUST IS FOR CAPITAL COSTS 83%-FTA AND 17%-TRUST, AND FOR OPERATING COSTS 50%-FTA AND 50%-TRUST.

## PERSONNEL

## CAPITAL OUTLAY

CLASSIFICATION	SALARY			
	BI-WKLY	17/18	18/19	19/20

ACCT NO.	ITEM	A/R	QTY	BUDGET
				AMOUNT

## FUNDING SOURCE

CLASSIFICATION	ADOPTED TOTAL 19/20	GENERAL
PERSONNEL SERVICES		
MATERIALS & SUPPLIES		
OTHER SERVICES & CHARGES	<u>823,217</u>	<u>823,217</u>
CAPITAL OUTLAY		
<b>TOTAL DOLLARS</b>	<b><u>823,217</u></b>	<b><u>823,217</u></b>

SUMMARY OF EXPENDITURES

DEPARTMENT: COMMUNITY SERVICES      ACTIVITY NO.: 19  
 DIVISION OR ACTIVITY: MASS TRANSIT

ACCT. NO.	ACCOUNT TITLE	2017-2018 ACTUAL EXPENDITURES	2018-2019 ADOPTED BUDGET	2018-2019 EXPENDITURES ESTIMATE	2019-2020 PROPOSED BUDGET
PERSONNEL SERVICES					
101	SALARIES AND WAGES	0	0	0	0
102	DIFFERENTIAL/LEADMAN PAY	0	0	0	0
103	SICK LEAVE-PAY IN LIEU	0	0	0	0
104	CONTRACT LABOR	0	0	0	0
105	MAYOR & COUNCIL SALARIES	0	0	0	0
106	PART-TIME	0	0	0	0
108	OVERTIME	0	0	0	0
110	UNEMPLOYMENT CONTRIBUTION	0	0	0	0
111	F.I.C.A.	0	0	0	0
112	WORKERS COMPENSATION	0	0	0	0
113	GROUP LIFE & HOSP	0	0	0	0
114	CITY RETIREMENT PLAN	0	0	0	0
116	POLICE PENSION PLAN	0	0	0	0
117	FIREFIGHTER'S PENSION	0	0	0	0
118	LONGEVITY	0	0	0	0
119	HOLIDAY PAY	0	0	0	0
121	UNIFORM MAINTENANCE	0	0	0	0
197	EDUCATIONAL INCENTIVE	0	0	0	0
		\$0	\$0	\$0	\$0
MATERIALS AND SUPPLIES					
201	SUPPLIES, TOOLS, EQUIP	0	0	0	0
204	PETROLEUM PRODUCTS	0	0	0	0
205	CHEMICALS	0	0	0	0
211	REPAIR AND MAINTENANCE	0	0	0	0
212	CONTRACTUAL MAINTENANCE	0	0	0	0
214	MAINT MATERL-MOTIVE EQUIP	0	0	0	0
216	UNIFORM AND CLOTHING	0	0	0	0
		\$0	\$0	\$0	\$0
OTHER SERVICES & CHARGES					
221	RENTAL, PUBL, PRINTING	0	0	0	0
230	CONTINGENCY	0	0	0	0
231	PROF & TECHNICAL SERVICE	710,000	776,383	776,383	823,217
241	TELEPHONE & POSTAGE	0	0	0	0
248	ELECTRICITY & NAT GAS	0	0	0	0
251	INSURANCE	0	0	0	0
264	DUES & MEMBERSHIPS	0	0	0	0
265	TRAINING AND TRAVEL	0	0	0	0
272	ELECTION EXPENSE	0	0	0	0
278	CDBG CONTINGENCY	0	0	0	0
279	OTHER EXPENSES	0	0	0	0
299	M&O EXPNS TO OTHER FUNDS	0	0	0	0
		\$710,000	\$776,383	\$776,383	\$823,217
CAPITAL OUTLAY					
310	LEASE PURCHASE AGREEMENT	0	0	0	0
311	MOTIVE EQUIPMENT	0	0	0	0
312	MACHINERY & EQUIPMENT	0	0	0	0
314	LIBRARY BOOKS	0	0	0	0
321	CONSTRUC, IMPRVMT, ADDTN	0	0	0	0
		\$0	\$0	\$0	\$0
DIVISION TOTALS		\$710,000	\$776,383	\$776,383	\$823,217

# COMMUNITY SERVICES

**DIVISION: COMMUNITY DEVELOPMENT ADMIN.    ACTIVITY NO: 22**

## FUNCTION

## COMMENTS

THIS DIVISION MANAGES AND SUPERVISES THE ADMINISTRATION OF THE CDBG AND HOME GRANT PROGRAMS. THIS DIVISION ALSO PREPARES THE CONSOLIDATED 5-YEAR PLAN, ANNUAL ACTION PLAN, CONSOLIDATED ANNUAL PERFORMANCE REPORT AND ENVIRONMENTAL REVIEWS AS REQUIRED BY HUD.

THIS DIVISION IS COMPLETELY FUNDED BY THE FEDERAL COMMUNITY DEVELOPMENT BLOCK GRANT (CDBG). THE ENTIRE CDBG GRANT IS DIVIDED BETWEEN THREE (3) DIVISIONS. NO MORE THAN TWENTY PERCENT (20%) OF THE GRANT MAY BE USED TO PROVIDE FUNDING FOR ADMINISTRATIVE EXPENDITURES.

## PERSONNEL

## CAPITAL OUTLAY

CLASSIFICATION	SALARY BI-WKLY	17/18	18/19	19/20
ASST DIR-HOUSING/CD SUPERVISOR OF HOUSING/CD	E3	1	0	0
HOUSING & COMMUNITY DEVELOPMENT ADMINISTRATOR	GE15	0	1	0
	GE15	<u>0</u>	<u>0</u>	<u>1</u>
<b>TOTAL</b>		<u>1</u>	<u>1</u>	<u>1</u>

ACCT NO.	ITEM	A/R	QTY	BUDGET AMOUNT

## FUNDING SOURCE

CLASSIFICATION	ADOPTED TOTAL 19/20	CDBG
PERSONNEL SERVICES	90,473	90,473
MATERIALS & SUPPLIES	10,000	10,000
OTHER SERVICES & CHARGES	25,276	25,276
CAPITAL OUTLAY	<u>0</u>	<u>0</u>
<b>TOTAL DOLLARS</b>	<u>125,749</u>	<u>125,749</u>

SUMMARY OF EXPENDITURES

DEPARTMENT: COMMUNITY SERVICES      ACTIVITY NO.: 22  
 DIVISION OR ACTIVITY: COM DEVELOP ADMIN

ACCT. NO.	ACCOUNT TITLE	2017-2018 ACTUAL EXPENDITURES	2018-2019 ADOPTED BUDGET	2018-2019 EXPENDITURES ESTIMATE	2019-2020 PROPOSED BUDGET
PERSONNEL SERVICES					
101	SALARIES AND WAGES	75,805	56,820	76,155	66,354
102	DIFFERENTIAL/LEADMAN PAY	0	0	0	0
103	SICK LEAVE-PAY IN LIEU	0	37,285	30,470	0
104	CONTRACT LABOR	0	0	0	0
105	MAYOR & COUNCIL SALARIES	0	0	0	0
106	PART-TIME	0	0	0	0
108	OVERTIME	0	0	0	0
110	UNEMPLOYMENT CONTRIBUTION	59	65	65	79
111	F.I.C.A.	5,441	6,587	7,552	4,795
112	WORKERS COMPENSATION	120	125	125	158
113	GROUP LIFE & HOSP	26	3,810	7,542	8,822
114	CITY RETIREMENT PLAN	7,580	9,567	10,969	6,965
116	POLICE PENSION PLAN	0	0	0	0
117	FIREFIGHTER'S PENSION	0	0	0	0
118	LONGEVITY	0	1,560	3,061	3,300
119	HOLIDAY PAY	0	0	0	0
121	UNIFORM MAINTENANCE	0	0	0	0
197	EDUCATIONAL INCENTIVE	0	0	0	0
		\$89,031	\$115,819	\$135,939	\$90,473
MATERIALS AND SUPPLIES					
201	SUPPLIES, TOOLS, EQUIP	0	4,146	4,146	6,000
204	PETROLEUM PRODUCTS	0	250	250	2,000
205	CHEMICALS	0	0	0	0
211	REPAIR AND MAINTENANCE	0	0	0	0
212	CONTRACTUAL MAINTENANCE	0	0	0	0
214	MAINT MATERL-MOTIVE EQUIP	0	50	50	2,000
216	UNIFORM AND CLOTHING	0	0	0	0
		\$0	\$4,446	\$4,446	\$10,000
OTHER SERVICES & CHARGES					
221	RENTAL, PUBL, PRINTING	5	1,000	1,000	3,000
230	CONTINGENCY	0	0	0	0
231	PROF & TECHNICAL SERVICE	0	4,089	4,089	3,776
241	TELEPHONE & POSTAGE	85	1,472	1,472	3,500
248	ELECTRICITY & NAT GAS	0	2,200	2,200	5,000
251	INSURANCE	0	0	0	0
264	DUES & MEMBERSHIPS	0	0	0	0
265	TRAINING AND TRAVEL	0	4,902	4,902	10,000
272	ELECTION EXPENSE	0	0	0	0
278	CDBG CONTINGENCY	0	0	0	0
279	OTHER EXPENSES	0	0	0	0
299	M&O EXPNS TO OTHER FUNDS	0	0	0	0
		\$90	\$13,663	\$13,663	\$25,276
CAPITAL OUTLAY					
310	LEASE PURCHASE AGREEMENT	0	0	0	0
311	MOTIVE EQUIPMENT	0	0	0	0
312	MACHINERY & EQUIPMENT	0	0	0	0
314	LIBRARY BOOKS	0	0	0	0
321	CONSTRC, IMPRVMT, ADDTN	0	0	0	0
		\$0	\$0	\$0	\$0
DIVISION TOTALS		\$89,121	\$133,928	\$154,048	\$125,749

## COMMUNITY SERVICES

**DIVISION: INSPECTION SERVICES**

**ACTIVITY NO: 23**

### FUNCTION

### COMMENTS

THIS DIVISION IS RESPONSIBLE FOR CONDUCTING BUILDING STRUCTURAL, ELECTRICAL, MECHANICAL, PLUMBING, AND LAND DEVELOPMENT CONSTRUCTION INSPECTIONS FOR COMPLIANCE WITH CITY CODE AND THOSE INTERNATIONAL CODES AS ADOPTED BY REFERENCE.

### PERSONNEL

### CAPITAL OUTLAY

CLASSIFICATION	SALARY			
	BI-WKLY	17/18	18/19	19/20
CHIEF INSPECTOR	GE10	1	1	1
BLDG INSPECTOR	GE07	2	1	1
ELECTRICAL INSPECTOR	GE07	1	1	1
PLUMBING INSPECTOR	GE07	2	2	2
MECHANICAL INSPECT.	GE07	2	2	2
<i>TOTAL</i>		<u>8</u>	<u>7</u>	<u>7</u>

ACCT NO.	ITEM	A/R	QTY	BUDGET
				AMOUNT

### FUNDING SOURCE

CLASSIFICATION	ADOPTED	
	TOTAL 19/20	GENERAL
PERSONNEL SERVICES	394,454	394,454
MATERIALS & SUPPLIES	5,740	5,740
OTHER SERVICES & CHARGES	4,963	4,963
CAPITAL OUTLAY	<u>0</u>	<u>0</u>
<b>TOTAL DOLLARS</b>	<u>405,157</u>	<u>405,157</u>



SUMMARY OF EXPENDITURES

DEPARTMENT: COMMUNITY SERVICES                      ACTIVITY NO.: 23  
 DIVISION OR ACTIVITY: INSPECTION SERVICES

ACCT. NO.	ACCOUNT TITLE	2017-2018 ACTUAL EXPENDITURES	2018-2019 ADOPTED BUDGET	2018-2019 EXPENDITURES ESTIMATE	2019-2020 PROPOSED BUDGET
PERSONNEL SERVICES					
101	SALARIES AND WAGES	297,644	281,492	274,466	287,800
102	DIFFERENTIAL/LEADMAN PAY	0	0	0	0
103	SICK LEAVE-PAY IN LIEU	609	1,000	0	1,000
104	CONTRACT LABOR	0	0	0	0
105	MAYOR & COUNCIL SALARIES	0	0	0	0
106	PART-TIME	0	0	0	0
108	OVERTIME	40	300	0	300
110	UNEMPLOYMENT CONTRIBUTION	296	275	350	400
111	F.I.C.A.	18,998	19,765	19,190	20,199
112	WORKERS COMPENSATION	600	600	600	700
113	GROUP LIFE & HOSP	52,213	45,674	47,405	50,500
114	CITY RETIREMENT PLAN	30,034	28,674	27,872	29,305
116	POLICE PENSION PLAN	0	0	0	0
117	FIREFIGHTER'S PENSION	0	0	0	0
118	LONGEVITY	4,190	4,250	4,250	4,250
119	HOLIDAY PAY	0	0	0	0
121	UNIFORM MAINTENANCE	0	0	0	0
197	EDUCATIONAL INCENTIVE	0	0	0	0
		\$404,624	\$382,030	\$374,133	\$394,454
MATERIALS AND SUPPLIES					
201	SUPPLIES, TOOLS, EQUIP	798	2,600	2,200	2,400
204	PETROLEUM PRODUCTS	0	0	0	0
205	CHEMICALS	0	0	0	0
211	REPAIR AND MAINTENANCE	0	200	100	200
212	CONTRACTUAL MAINTENANCE	0	0	0	0
214	MAINT MATERL-MOTIVE EQUIP	0	0	0	0
216	UNIFORM AND CLOTHING	906	3,112	3,112	3,140
		\$1,704	\$5,912	\$5,412	\$5,740
OTHER SERVICES & CHARGES					
221	RENTAL, PUBL, PRINTING	42	200	100	100
230	CONTINGENCY	0	0	0	0
231	PROF & TECHNICAL SERVICE	0	0	0	0
241	TELEPHONE & POSTAGE	2,406	2,300	2,300	2,300
248	ELECTRICITY & NAT GAS	0	0	0	0
251	INSURANCE	0	0	0	0
264	DUES & MEMBERSHIPS	0	0	0	0
265	TRAINING AND TRAVEL	2,587	4,096	3,500	2,563
272	ELECTION EXPENSE	0	0	0	0
278	CDBG CONTINGENCY	0	0	0	0
279	OTHER EXPENSES	0	0	0	0
299	M&O EXPNS TO OTHER FUNDS	0	0	0	0
		\$5,035	\$6,596	\$5,900	\$4,963
CAPITAL OUTLAY					
310	LEASE PURCHASE AGREEMENT	0	0	0	0
311	MOTIVE EQUIPMENT	0	0	0	0
312	MACHINERY & EQUIPMENT	0	0	0	0
314	LIBRARY BOOKS	0	0	0	0
321	CONSTRC, IMPRVMT, ADDTN	0	0	0	0
		\$0	\$0	\$0	\$0
DIVISION TOTALS		\$411,363	\$394,538	\$385,445	\$405,157

# COMMUNITY SERVICES

**DIVISION: HOUSING ASSISTANCE DIVISION**

**ACTIVITY NO. 26**

## FUNCTION

THIS DIVISION MANAGES THE HOMEOWNER EMERGENCY REPAIR PROGRAM AND HOMEOWNER EXTERIOR HOUSING IMPROVEMENT PROGRAM FOR LOW-INCOME RESIDENTS. THIS DIVISION ALSO MAKES THE BI-ANNUAL SECTION 108 LOAN PAYMENTS.

## COMMENTS

THIS DIVISION IS COMPLETELY FUNDED BY THE FEDERAL COMMUNITY DEVELOPMENT BLOCK GRANT (CDBG). THE ENTIRE CDBG GRANT IS DIVIDED BETWEEN THREE (3) DIVISIONS. THIS DIVISION HOLDS THE MAJORITY OF THE CDBG FUNDS AND FUNDS ADMINISTERING THE HOUSING ASSISTANCES PROGRAMS FUNDED BY THE HOME AND CDBG GRANTS. THIS YEAR WE HAVE ADDED AN ADDITIONAL ADMINISTRATIVE ASSISTANCE II TO ASSIST WITH THE ADMINISTRATION OF THE HOUSING ASSISTANCES PROGRAMS ALLOWING THE HOUSING DEVELOPMENT SPECIALIST AND HOUSING REHABILITATION SPECIALIST TO FOCUS ON MANAGEMENT AND OVERSIGHT OF PROGRAMS.

## PERSONNEL

CLASSIFICATION	SALARY			
	BI-WKLY	17/18	18/19	19/20
HOUSING DEV SPEC.	GE10	1	1	1
HOUSING REHAB SPEC.	GE08	1	1	1
ADMIN ASST II	GE06	<u>0</u>	<u>0</u>	1
<b>TOTAL</b>		<u>2</u>	<u>2</u>	<u>3</u>

## CAPITAL OUTLAY

ACCT NO.	ITEM	A/R	QTY	BUDGET AMOUNT

## FUNDING SOURCE

CLASSIFICATION	ADOPTED TOTAL 19/20	CDBG
PERSONNEL SERVICES	132,958	132,958
MATERIALS & SUPPLIES	0	0
OTHER SERVICES & CHARGES	235,494	235,494
CAPITAL OUTLAY	<u>0</u>	<u>0</u>
<b>TOTAL DOLLARS</b>	<u>368,452</u>	<u>368,452</u>

SUMMARY OF EXPENDITURES

DEPARTMENT: COMMUNITY SERVICES      ACTIVITY NO.: 26  
 DIVISION OR ACTIVITY: HOUSING ASSISTANCE DIV

ACCT. NO.	ACCOUNT TITLE	2017-2018 ACTUAL EXPENDITURES	2018-2019 ADOPTED BUDGET	2018-2019 EXPENDITURES ESTIMATE	2019-2020 PROPOSED BUDGET
PERSONNEL SERVICES					
101	SALARIES AND WAGES	88,534	90,873	77,844	108,200
102	DIFFERENTIAL/LEADMAN PAY	0	0	0	0
103	SICK LEAVE-PAY IN LIEU	0	0	0	0
104	CONTRACT LABOR	0	0	0	0
105	MAYOR & COUNCIL SALARIES	0	0	0	0
106	PART-TIME	0	0	0	0
108	OVERTIME	57	0	0	500
110	UNEMPLOYMENT CONTRIBUTION	118	250	150	350
111	F.I.C.A.	6,266	6,361	5,360	7,450
112	WORKERS COMPENSATION	240	450	300	550
113	GROUP LIFE & HOSP	5,392	10,625	5,480	5,088
114	CITY RETIREMENT PLAN	9,131	9,238	7,784	10,820
116	POLICE PENSION PLAN	0	0	0	0
117	FIREFIGHTER'S PENSION	0	0	0	0
118	LONGEVITY	2,778	1,510	0	0
119	HOLIDAY PAY	0	0	0	0
121	UNIFORM MAINTENANCE	0	0	0	0
197	EDUCATIONAL INCENTIVE	0	0	0	0
		\$112,516	\$119,307	\$96,918	\$132,958
MATERIALS AND SUPPLIES					
201	SUPPLIES, TOOLS, EQUIP	0	0	0	0
204	PETROLEUM PRODUCTS	0	0	0	0
205	CHEMICALS	0	0	0	0
211	REPAIR AND MAINTENANCE	0	0	0	0
212	CONTRACTUAL MAINTENANCE	0	0	0	0
214	MAINT MATERL-MOTIVE EQUIP	0	0	0	0
216	UNIFORM AND CLOTHING	0	0	0	0
		\$0	\$0	\$0	\$0
OTHER SERVICES & CHARGES					
221	RENTAL, PUBL, PRINTING	1,236	0	0	0
230	CONTINGENCY	0	0	0	0
231	PROF & TECHNICAL SERVICE	0	115,585	115,585	235,494
241	TELEPHONE & POSTAGE	40	0	0	0
248	ELECTRICITY & NAT GAS	0	0	0	0
251	INSURANCE	0	0	0	0
264	DUES & MEMBERSHIPS	0	0	0	0
265	TRAINING AND TRAVEL	0	2,511	2,511	0
272	ELECTION EXPENSE	0	0	0	0
278	CDBG CONTINGENCY	0	0	0	0
279	OTHER EXPENSES	0	0	0	0
299	M&O EXPNS TO OTHER FUNDS	0	0	0	0
		\$1,276	\$118,096	\$118,096	\$235,494
CAPITAL OUTLAY					
310	LEASE PURCHASE AGREEMENT	0	0	0	0
311	MOTIVE EQUIPMENT	0	0	0	0
312	MACHINERY & EQUIPMENT	0	0	0	0
314	LIBRARY BOOKS	0	0	0	0
321	CONSTRC, IMPRVMT, ADDTN	0	0	0	0
		\$0	\$0	\$0	\$0
DIVISION TOTALS		\$113,792	\$237,403	\$215,014	\$368,452

# COMMUNITY SERVICES

**DIVISION: C. D. PROGRAM/NON-OPERATION**

**ACTIVITY NO. 28**

## FUNCTION

THIS DIVISION MANAGES THE PUBLIC SERVICE ORGANIZATION SECTION OF THE CDBG GRANT.

## COMMENTS

THIS DIVISION IS COMPLETELY FUNDED BY THE FEDERAL COMMUNITY DEVELOPMENT BLOCK GRANT (CDBG). THE ENTIRE CDBG GRANT IS DIVIDED BETWEEN THREE (3) DIVISIONS. NO MORE THAN FIFTEEN PERCENT (15%) OF THE GRANT MAY BE USED TO PROVIDE FUNDING FOR APPROVED PUBLIC SERVICE ORGANIZATIONS. PUBLIC SERVICE ORGANIZATIONS (PSOS) MUST APPLY FOR FUNDING EACH YEAR. THIS YEAR SEVEN (7) PSOS HAVE BEEN RECOMMENDED FOR FUNDING.

## PERSONNEL

CLASSIFICATION	SALARY BI-WKLY	17/18	18/19	19/20

## CAPITAL OUTLAY

ACCT NO.	ITEM	A/R	QTY	BUDGET AMOUNT

## FUNDING SOURCE

CLASSIFICATION	ADOPTED TOTAL 19/20	CDBG
PERSONNEL SERVICES		
MATERIALS & SUPPLIES		
OTHER SERVICES & CHARGES	<u>100,311</u>	<u>100,311</u>
CAPITAL OUTLAY		
<b>TOTAL DOLLARS</b>	<u>100,311</u>	<u>100,311</u>

SUMMARY OF EXPENDITURES

DEPARTMENT: COMMUNITY SERVICES      ACTIVITY NO.: 28  
 DIVISION OR ACTIVITY: C D PROGRAM/NON-OPERATION

ACCT. NO.	ACCOUNT TITLE	2017-2018 ACTUAL EXPENDITURES	2018-2019 ADOPTED BUDGET	2018-2019 EXPENDITURES ESTIMATE	2019-2020 PROPOSED BUDGET
PERSONNEL SERVICES					
101	SALARIES AND WAGES	0	0	0	0
102	DIFFERENTIAL/LEADMAN PAY	0	0	0	0
103	SICK LEAVE-PAY IN LIEU	0	0	0	0
104	CONTRACT LABOR	0	0	0	0
105	MAYOR & COUNCIL SALARIES	0	0	0	0
106	PART-TIME	0	0	0	0
108	OVERTIME	0	0	0	0
110	UNEMPLOYMENT CONTRIBUTION	0	0	0	0
111	F.I.C.A.	0	0	0	0
112	WORKERS COMPENSATION	0	0	0	0
113	GROUP LIFE & HOSP	0	0	0	0
114	CITY RETIREMENT PLAN	0	0	0	0
116	POLICE PENSION PLAN	0	0	0	0
117	FIREFIGHTER'S PENSION	0	0	0	0
118	LONGEVITY	0	0	0	0
119	HOLIDAY PAY	0	0	0	0
121	UNIFORM MAINTENANCE	0	0	0	0
197	EDUCATIONAL INCENTIVE	0	0	0	0
		\$0	\$0	\$0	\$0
MATERIALS AND SUPPLIES					
201	SUPPLIES, TOOLS, EQUIP	0	0	0	0
204	PETROLEUM PRODUCTS	0	0	0	0
205	CHEMICALS	0	0	0	0
211	REPAIR AND MAINTENANCE	0	0	0	0
212	CONTRACTUAL MAINTENANCE	0	0	0	0
214	MAINT MATERL-MOTIVE EQUIP	0	0	0	0
216	UNIFORM AND CLOTHING	0	0	0	0
		\$0	\$0	\$0	\$0
OTHER SERVICES & CHARGES					
221	RENTAL, PUBL, PRINTING	0	0	0	0
230	CONTINGENCY	0	0	0	0
231	PROF & TECHNICAL SERVICE	88,913	105,147	105,147	100,311
241	TELEPHONE & POSTAGE	0	0	0	0
248	ELECTRICITY & NAT GAS	0	0	0	0
251	INSURANCE	0	0	0	0
264	DUES & MEMBERSHIPS	0	0	0	0
265	TRAINING AND TRAVEL	0	0	0	0
272	ELECTION EXPENSE	0	0	0	0
278	CDBG CONTINGENCY	0	0	0	0
279	OTHER EXPENSES	0	0	0	0
299	M&O EXPNS TO OTHER FUNDS	0	0	0	0
		\$88,913	\$105,147	\$105,147	\$100,311
CAPITAL OUTLAY					
310	LEASE PURCHASE AGREEMENT	0	0	0	0
311	MOTIVE EQUIPMENT	0	0	0	0
312	MACHINERY & EQUIPMENT	0	0	0	0
314	LIBRARY BOOKS	0	0	0	0
321	CONSTRC, IMPRVMT, ADDTN	0	0	0	0
		\$0	\$0	\$0	\$0
DIVISION TOTALS		\$88,913	\$105,147	\$105,147	\$100,311

# COMMUNITY SERVICES

**DIVISION: HOME**

**ACTIVITY NO. 29**

## FUNCTION

THIS DIVISION MANAGES THE HOMEOWNER REHABILITATION PROGRAM, FIRST-TIME HOMEBUYER PROGRAM AND COMMUNITY HOUSING DEVELOPMENT ORGANIZATION (CHDO) PROGRAM FOR LOW-INCOME RESIDENTS.

## COMMENTS

THIS DIVISION IS COMPLETELY FUNDED BY THE HOME INVESTMENT PARTNERSHIP PROGRAM (HOME) FEDERAL GRANT. THE HOME FUNDS MAY BE USED FOR A WIDE RANGE OF ACTIVITIES INCLUDING BUILDING, BUYING, AND/OR REHABILITATION AFFORDABLE HOUSING FOR RENT OR HOMEOWNERSHIP OR PROVIDING DIRECT RENTAL ASSISTANCE TO LOW-INCOME PEOPLE. NO MORE THAN TEN PERCENT (10%) OF THE GRANT MAY BE USED ON PROGRAM ADMINISTRATION.

## PERSONNEL

CLASSIFICATION	SALARY	17/18	18/19	19/20
	BI-WKLY			
ADMIN ASST II	GE06	1	1	1
TOTAL		1	1	1

## CAPITAL OUTLAY

ACCT NO.	ITEM	A/R	QTY	BUDGET AMOUNT

## FUNDING SOURCE

CLASSIFICATION	ADOPTED	HOME GRANT
	TOTAL 19/20	
PERSONNEL SERVICES	34,385	34,385
MATERIALS & SUPPLIES	0	0
OTHER SERVICES & CHARGES	309,467	309,467
CAPITAL OUTLAY	0	0
<b>TOTAL DOLLARS</b>	<b>343,852</b>	<b>343,852</b>

SUMMARY OF EXPENDITURES

DEPARTMENT: COMMUNITY SERVICES      ACTIVITY NO.: 29  
 DIVISION OR ACTIVITY: HOME PROGRAM

ACCT. NO.	ACCOUNT TITLE	2017-2018 ACTUAL EXPENDITURES	2018-2019 ADOPTED BUDGET	2018-2019 EXPENDITURES ESTIMATE	2019-2020 PROPOSED BUDGET
PERSONNEL SERVICES					
101	SALARIES AND WAGES	29,011	29,827	25,837	29,112
102	DIFFERENTIAL/LEADMAN PAY	0	0	0	0
103	SICK LEAVE-PAY IN LIEU	0	0	2	0
104	CONTRACT LABOR	0	0	0	0
105	MAYOR & COUNCIL SALARIES	0	0	0	0
106	PART-TIME	0	0	0	0
108	OVERTIME	0	0	0	0
110	UNEMPLOYMENT CONTRIBUTION	59	0	75	100
111	F.I.C.A.	2,004	2,054	1,779	2,004
112	WORKERS COMPENSATION	120	0	150	200
113	GROUP LIFE & HOSP	5,366	4,980	1,379	58
114	CITY RETIREMENT PLAN	2,901	2,983	2,584	2,911
116	POLICE PENSION PLAN	0	0	0	0
117	FIREFIGHTER'S PENSION	0	0	0	0
118	LONGEVITY	0	0	0	0
119	HOLIDAY PAY	0	0	0	0
121	UNIFORM MAINTENANCE	0	0	0	0
197	EDUCATIONAL INCENTIVE	0	0	0	0
		\$39,461	\$39,844	\$31,806	\$34,385
MATERIALS AND SUPPLIES					
201	SUPPLIES, TOOLS, EQUIP	0	0	0	0
204	PETROLEUM PRODUCTS	0	0	0	0
205	CHEMICALS	0	0	0	0
211	REPAIR AND MAINTENANCE	0	0	0	0
212	CONTRACTUAL MAINTENANCE	0	0	0	0
214	MAINT MATERL-MOTIVE EQUIP	0	0	0	0
216	UNIFORM AND CLOTHING	0	0	0	0
		\$0	\$0	\$0	\$0
OTHER SERVICES & CHARGES					
221	RENTAL, PUBL, PRINTING	0	1,001	1,001	0
230	CONTINGENCY	0	0	0	0
231	PROF & TECHNICAL SERVICE	0	0	0	0
241	TELEPHONE & POSTAGE	0	0	0	0
248	ELECTRICITY & NAT GAS	0	0	0	0
251	INSURANCE	0	0	0	0
264	DUES & MEMBERSHIPS	0	0	0	0
265	TRAINING AND TRAVEL	0	0	0	0
272	ELECTION EXPENSE	0	0	0	0
278	CDBG CONTINGENCY	0	0	0	0
279	OTHER EXPENSES	0	359,000	359,000	309,467
299	M&O EXPNS TO OTHER FUNDS	0	0	0	0
		\$0	\$360,001	\$360,001	\$309,467
CAPITAL OUTLAY					
310	LEASE PURCHASE AGREEMENT	0	0	0	0
311	MOTIVE EQUIPMENT	0	0	0	0
312	MACHINERY & EQUIPMENT	0	0	0	0
314	LIBRARY BOOKS	0	0	0	0
321	CONSTRC, IMPRVMNT, ADDTN	0	0	0	0
		\$0	\$0	\$0	\$0
DIVISION TOTALS		\$39,461	\$399,845	\$391,807	\$343,852

## COMMUNITY SERVICES

**DIVISION: LICENSE AND PERMIT CENTER**

**ACTIVITY NO: 30**

### FUNCTION

### COMMENTS

THIS DIVISION IS RESPONSIBLE FOR ISSUING LICENSES AND PERMITS, MAINTAINING RECORDS THEREOF, COLLECTING ALL ASSOCIATED FEES, AND FOR PROVIDING STRUCTURAL, ELECTRICAL, MECHANICAL, PLUMBING AND SITE PLAN REVIEW TO ENSURE COMPLIANCE WITH CITY CODE AND THOSE INTERNATIONAL CODES AS ADOPTED BY REFERENCE.

### PERSONNEL

CLASSIFICATION	SALARY BI-WKLY	17/18	18/19	19/20
CODE PLANS SUPV.	GE13	1	1	1
PLANS EXAMINER	GE08	1	1	1
FULL SERVICE REP	GE06	1	1	1
ADMIN ASST I	GE05	1	1	1
ADMIN ASST II	GE06	<u>1</u>	<u>1</u>	<u>1</u>
<i>TOTAL</i>		<u>5</u>	<u>5</u>	<u>5</u>

### CAPITAL OUTLAY

ACCT NO.	ITEM	A/R	QTY	BUDGET AMOUNT

### FUNDING SOURCE

CLASSIFICATION	ADOPTED TOTAL 19/20	GENERAL
PERSONNEL SERVICES	278,748	278,748
MATERIALS & SUPPLIES	4,290	4,290
OTHER SERVICES & CHARGES	32,700	32,700
CAPITAL OUTLAY	<u>0</u>	<u>0</u>
<b>TOTAL DOLLARS</b>	<b>315,738</b>	<b>315,738</b>



SUMMARY OF EXPENDITURES

DEPARTMENT: COMMUNITY SERVICES      ACTIVITY NO.: 30  
 DIVISION OR ACTIVITY: LICENSE & PERMIT CENTER

ACCT. NO.	ACCOUNT TITLE	2017-2018 ACTUAL EXPENDITURES	2018-2019 ADOPTED BUDGET	2018-2019 EXPENDITURES ESTIMATE	2019-2020 PROPOSED BUDGET
PERSONNEL SERVICES					
101	SALARIES AND WAGES	189,152	197,310	197,790	212,250
102	DIFFERENTIAL/LEADMAN PAY	0	0	0	0
103	SICK LEAVE-PAY IN LIEU	0	500	33	500
104	CONTRACT LABOR	0	0	0	0
105	MAYOR & COUNCIL SALARIES	0	0	0	0
106	PART-TIME	0	0	0	0
108	OVERTIME	0	0	0	0
110	UNEMPLOYMENT CONTRIBUTION	474	450	500	700
111	F.I.C.A.	12,822	13,860	13,860	14,903
112	WORKERS COMPENSATION	960	950	1,000	1,100
113	GROUP LIFE & HOSP	26,392	23,880	23,852	23,950
114	CITY RETIREMENT PLAN	19,237	20,130	20,131	21,645
116	POLICE PENSION PLAN	0	0	0	0
117	FIREFIGHTER'S PENSION	0	0	0	0
118	LONGEVITY	3,215	3,490	3,489	3,700
119	HOLIDAY PAY	0	0	0	0
121	UNIFORM MAINTENANCE	0	0	0	0
197	EDUCATIONAL INCENTIVE	0	0	0	0
		\$252,252	\$260,570	\$260,655	\$278,748
MATERIALS AND SUPPLIES					
201	SUPPLIES, TOOLS, EQUIP	1,605	3,800	2,100	3,200
204	PETROLEUM PRODUCTS	0	0	0	0
205	CHEMICALS	0	0	0	0
211	REPAIR AND MAINTENANCE	0	100	100	100
212	CONTRACTUAL MAINTENANCE	785	850	850	850
214	MAINT MATERL-MOTIVE EQUIP	0	0	0	0
216	UNIFORM AND CLOTHING	100	140	140	140
		\$2,490	\$4,890	\$3,190	\$4,290
OTHER SERVICES & CHARGES					
221	RENTAL, PUBL, PRINTING	3,971	4,500	5,500	6,000
230	CONTINGENCY	0	0	0	0
231	PROF & TECHNICAL SERVICE	17,750	20,000	18,000	20,000
241	TELEPHONE & POSTAGE	2,691	3,180	3,100	3,200
248	ELECTRICITY & NAT GAS	0	0	0	0
251	INSURANCE	0	0	0	0
264	DUES & MEMBERSHIPS	0	0	0	0
265	TRAINING AND TRAVEL	1,139	2,500	2,000	3,500
272	ELECTION EXPENSE	0	0	0	0
278	CDBG CONTINGENCY	0	0	0	0
279	OTHER EXPENSES	0	0	0	0
299	M&O EXPNS TO OTHER FUNDS	0	0	0	0
		\$25,551	\$30,180	\$28,600	\$32,700
CAPITAL OUTLAY					
310	LEASE PURCHASE AGREEMENT	0	0	0	0
311	MOTIVE EQUIPMENT	0	0	0	0
312	MACHINERY & EQUIPMENT	0	0	0	0
314	LIBRARY BOOKS	0	0	0	0
321	CONSTRC, IMPRVMT, ADDTN	0	0	0	0
		\$0	\$0	\$0	\$0
	DIVISION TOTALS	\$280,293	\$295,640	\$292,445	\$315,738

# COMMUNITY SERVICES

**DIVISION: NEIGHBORHOOD SERVICES**

**ACTIVITY NO. 81**

## FUNCTION

THIS DIVISION IS RESPONSIBLE FOR INSPECTION OF PROPERTIES TO INSURE COMPLIANCE WITH THE NUISANCE AND PROPERTY MAINTENANCE CODES ADOPTED BY THE CITY OF LAWTON; LOGGING AND INVESTIGATION OF COMPLAINTS RELATED TO HIGH WEEDS AND GRASS, JUNK AND DEBRIS, DILAPIDATED BUILDINGS AND STRUCTURES, AND OTHER NUISANCES; ORDERING THE ABATEMENT OF ANY SUCH VIOLATIONS BY THE PROPERTY OWNER, AND WHEN NECESSARY ABATING VIOLATIONS NOT CORRECTED BY THE PROPERTY OWNER, AND INITIATING LIENS FOR THE RECOVERY OF THE COST OF ANY SUCH ABATEMENT BY THE CITY.

## COMMENTS

A PORTION OF THE COSTS ASSOCIATED WITH DEMOTION OF DILAPIDATED BUILDING AND STRUCTURES MAY BE COVERED BY FUND 93. A PORTION OF THE COSTS ASSOCIATED WITH THE ABATEMENT OF HIGH WEEDS AND GRASS, JUNK AND DEBRIS, AND OTHER NUISANCES, NOT INCLUDING THE DEMOTION OF DILAPIDATED BUILDING AND STRUCTURES MAY BE COVERED BY FUND 35. THE COST ASSOCIATED WITH THE INSPECTION OF PROPERTIES AND INVESTIGATION OF COMPLAINTS ASSOCIATED WITH TWO LOWER INCOME NEIGHBORHOODS WITHIN OUR COMMUNITY IS COVERED BY THE CDBG GRANT.

## PERSONNEL

CLASSIFICATION	SALARY BI-WKLY	17/18	18/19	19/20
NBHD SRVS SUPERVISOR	GE15	1	1	1
CODE ENF. OFFICER	GE05	5	5	5
ADMIN ASST I	GE05	1	1	1
ADMIN ASST II	GE06	1	1	1
<i>TOTAL</i>		<u>8</u>	<u>8</u>	<u>8</u>

## CAPITAL OUTLAY

ACCT NO.	ITEM	A/R	QTY	BUDGET AMOUNT

## FUNDING SOURCE

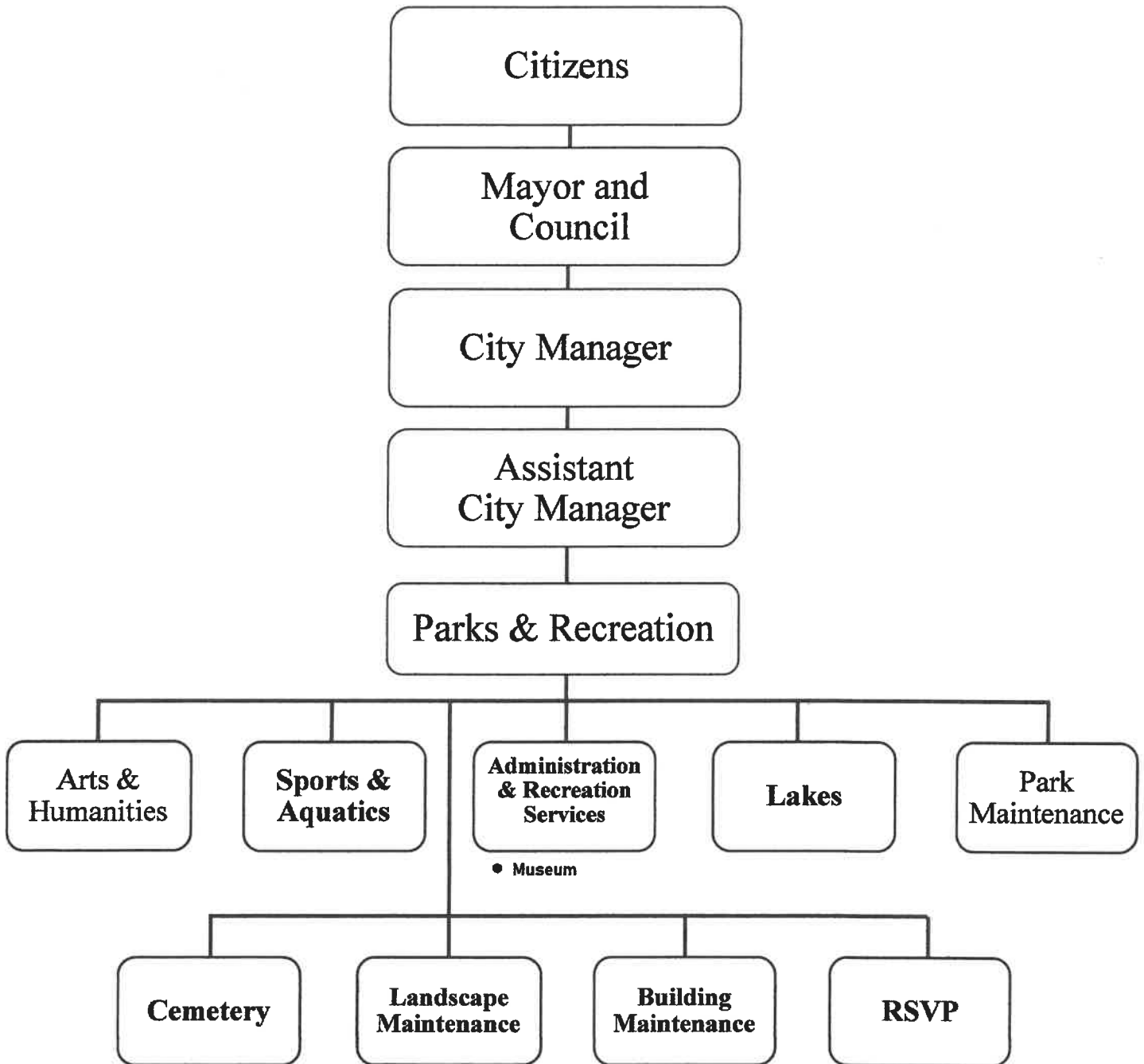
CLASSIFICATION	ADOPTED TOTAL 19/20	GENERAL	FUND 35/93 D & D	CDBG
PERSONNEL SERVICES	377,493	291,462		<u>86,031</u>
MATERIALS & SUPPLIES	13,340	13,340		
OTHER SERVICES & CHARGES	339,981	19,717	<u>320,264</u>	
CAPITAL OUTLAY	<u>0</u>	<u>0</u>		
<b>TOTAL DOLLARS</b>	<u>730,814</u>	<u>324,519</u>	<u>320,264</u>	<u>86,031</u>

SUMMARY OF EXPENDITURES

DEPARTMENT: COMMUNITY SERVICES      ACTIVITY NO.: 81  
 DIVISION OR ACTIVITY: NEIGHBORHOOD SERVICES

ACCT. NO.	ACCOUNT TITLE	2017-2018 ACTUAL EXPENDITURES	2018-2019 ADOPTED BUDGET	2018-2019 EXPENDITURES ESTIMATE	2019-2020 PROPOSED BUDGET
PERSONNEL SERVICES					
101	SALARIES AND WAGES	253,137	278,950	210,918	293,500
102	DIFFERENTIAL/LEADMAN PAY	0	0	0	0
103	SICK LEAVE-PAY IN LIEU	1,259	500	0	500
104	CONTRACT LABOR	0	0	0	0
105	MAYOR & COUNCIL SALARIES	0	0	0	0
106	PART-TIME	0	0	0	0
108	OVERTIME	4,533	1,000	7,200	7,200
110	UNEMPLOYMENT CONTRIBUTION	474	450	600	700
111	F.I.C.A.	17,725	19,317	15,072	20,793
112	WORKERS COMPENSATION	1,091	1,000	1,050	1,150
113	GROUP LIFE & HOSP	24,199	24,097	23,701	24,250
114	CITY RETIREMENT PLAN	25,149	27,945	21,092	29,400
116	POLICE PENSION PLAN	0	0	0	0
117	FIREFIGHTER'S PENSION	0	0	0	0
118	LONGEVITY	0	0	0	0
119	HOLIDAY PAY	0	0	0	0
121	UNIFORM MAINTENANCE	0	0	0	0
197	EDUCATIONAL INCENTIVE	0	0	0	0
		\$327,567	\$353,259	\$279,633	\$377,493
MATERIALS AND SUPPLIES					
201	SUPPLIES, TOOLS, EQUIP	7,035	6,500	6,500	12,000
204	PETROLEUM PRODUCTS	0	0	0	0
205	CHEMICALS	0	0	0	0
211	REPAIR AND MAINTENANCE	161	500	300	500
212	CONTRACTUAL MAINTENANCE	0	0	0	0
214	MAINT MATERL-MOTIVE EQUIP	0	0	0	0
216	UNIFORM AND CLOTHING	1,255	1,640	840	840
		\$8,451	\$8,640	\$7,640	\$13,340
OTHER SERVICES & CHARGES					
221	RENTAL, PUBL, PRINTING	2,279	4,000	4,000	4,300
230	CONTINGENCY	0	0	0	0
231	PROF & TECHNICAL SERVICE	58,952	208,000	208,000	315,264
241	TELEPHONE & POSTAGE	9,384	11,350	11,350	14,200
248	ELECTRICITY & NAT GAS	0	0	0	0
251	INSURANCE	0	0	0	0
264	DUES & MEMBERSHIPS	0	0	0	0
265	TRAINING AND TRAVEL	4,026	6,000	6,000	6,217
272	ELECTION EXPENSE	0	0	0	0
278	CDBG CONTINGENCY	0	0	0	0
279	OTHER EXPENSES	0	0	0	0
299	M&O EXPNS TO OTHER FUNDS	0	0	0	0
		\$74,641	\$229,350	\$229,350	\$339,981
CAPITAL OUTLAY					
310	LEASE PURCHASE AGREEMENT	0	0	0	0
311	MOTIVE EQUIPMENT	0	0	0	0
312	MACHINERY & EQUIPMENT	0	20,557	20,899	0
314	LIBRARY BOOKS	0	0	0	0
321	CONSTRC, IMPRVMT, ADDTN	0	0	0	0
		\$0	\$20,557	\$20,899	\$0
DIVISION TOTALS		\$410,659	\$611,806	\$537,522	\$730,814

# Parks & Recreation



Budget	Full-Time Positions
\$6,063,945	62

# PARKS & RECREATION

**DIVISION: ADMIN & RECREATION SERVICES**

**ACTIVITY NO. 44**

## FUNCTION

ADMIN IS RESPONSIBLE FOR SUPERVISING PLANNING, BUDGETING AND STAFFING OF PARKS AND RECREATION ACTIVITIES INCLUDING LEISURE SERVICES, SPORTS, RECREATION, RSVP, LAKES, PARKS AND GROUNDS, CEMETERY AND BUILDING MAINTENANCE.

RECREATION SERVICES IS RESPONSIBLE FOR THE EFFICIENT OPERATION OF RECREATIONAL PROGRAMS AND SENIOR SERVICES. THIS ACTIVITY IS ALSO RESPONSIBLE FOR MEETING THE LEISURE NEEDS OF THE COMMUNITY THROUGH SPECIAL PROGRAMS AND EVENTS OTHER THAN THOSE OFFICERED BY OTHER CENTER AND SPORTS GROUPS.

## COMMENTS

## PERSONNEL

CLASSIFICATION	SALARY BI-WKLY	PERSONNEL		
		17/18	18/19	19/20
PARKS/REC DIRECTOR	E3	1	1	1
LEISURE SVCS ADMIN	GE15	1	1	1
FACILITY SUPERVISOR	GE12	1	1	1
ACTIVITY COORD	GE10	3	3	3
SR ADULT CTR COORD	GE10	2	2	2
ADMIN ASST III	GE08	1	1	1
ADMIN ASST I	GE05	1	0	0
RECREATION AIDE	GE02	1	1	1
<b>TOTAL</b>		<u>11</u>	<u>10</u>	<u>10</u>

## CAPITAL OUTLAY

ACCT NO.	ITEM	A/R	QTY	BUDGET
				AMOUNT
312	STACKING CHAIRS FOR EXTRA SEATING IN CITY HALL BANQUET HALL	A	21	4,410
312	NOVA MONITOR LIFT FOR CITY HALL AUDITORIUM	A	1	<u>1,500</u>
<b>TOTAL</b>				<u>5,910</u>

## FUNDING SOURCE

CLASSIFICATION	ADOPTED	
	TOTAL 19/20	GENERAL
PERSONNEL SERVICES	689,058	689,058
MATERIALS & SUPPLIES	27,200	27,200
OTHER SERVICES & CHARGES	162,029	162,029
CAPITAL OUTLAY	<u>5,910</u>	<u>5,910</u>
<b>TOTAL DOLLARS</b>	<b>884,197</b>	<b>884,197</b>

SUMMARY OF EXPENDITURES

DEPARTMENT: PARKS & RECREATION      ACTIVITY NO.: 44  
 DIVISION OR ACTIVITY: ADMIN & RECREATION SRVCS

ACCT. NO.	ACCOUNT TITLE	2017-2018 ACTUAL EXPENDITURES	2018-2019 ADOPTED BUDGET	2018-2019 EXPENDITURES ESTIMATE	2019-2020 PROPOSED BUDGET
PERSONNEL SERVICES					
101	SALARIES AND WAGES	511,849	498,837	492,341	507,750
102	DIFFERENTIAL/LEADMAN PAY	0	0	0	0
103	SICK LEAVE-PAY IN LIEU	0	500	5,666	4,500
104	CONTRACT LABOR	14,886	15,000	15,044	15,000
105	MAYOR & COUNCIL SALARIES	0	0	0	0
106	PART-TIME	0	0	0	0
108	OVERTIME	13,964	3,000	5,785	6,500
110	UNEMPLOYMENT CONTRIBUTION	652	650	800	900
111	F.I.C.A.	34,510	34,901	35,023	36,058
112	WORKERS COMPENSATION	1,320	1,550	2,614	2,500
113	GROUP LIFE & HOSP	80,154	74,665	62,005	59,950
114	CITY RETIREMENT PLAN	51,436	50,359	50,226	51,650
116	POLICE PENSION PLAN	0	0	0	0
117	FIREFIGHTER'S PENSION	0	0	0	0
118	LONGEVITY	4,190	4,250	4,250	4,250
119	HOLIDAY PAY	0	0	0	0
121	UNIFORM MAINTENANCE	0	0	0	0
197	EDUCATIONAL INCENTIVE	0	0	0	0
		<b>\$712,961</b>	<b>\$683,712</b>	<b>\$673,754</b>	<b>\$689,058</b>
MATERIALS AND SUPPLIES					
201	SUPPLIES, TOOLS, EQUIP	16,958	18,100	18,100	18,700
204	PETROLEUM PRODUCTS	0	0	0	0
205	CHEMICALS	0	0	0	0
211	REPAIR AND MAINTENANCE	3,169	7,500	7,000	8,500
212	CONTRACTUAL MAINTENANCE	0	0	0	0
214	MAINT MATERL-MOTIVE EQUIP	0	0	0	0
216	UNIFORM AND CLOTHING	0	0	0	0
		<b>\$20,127</b>	<b>\$25,600</b>	<b>\$25,100</b>	<b>\$27,200</b>
OTHER SERVICES & CHARGES					
221	RENTAL, PUBL, PRINTING	7,134	7,130	7,130	7,365
230	CONTINGENCY	0	0	0	0
231	PROF & TECHNICAL SERVICE	70,778	70,092	70,092	70,032
241	TELEPHONE & POSTAGE	6,352	8,628	8,000	8,257
248	ELECTRICITY & NAT GAS	57,948	58,000	58,000	62,000
251	INSURANCE	0	0	0	0
264	DUES & MEMBERSHIPS	0	0	0	0
265	TRAINING AND TRAVEL	4,088	3,487	3,400	8,575
272	ELECTION EXPENSE	0	0	0	0
278	CDBG CONTINGENCY	0	0	0	0
279	OTHER EXPENSES	6,350	5,800	5,800	5,800
299	M&O EXPNS TO OTHER FUNDS	0	0	0	0
		<b>\$152,650</b>	<b>\$153,137</b>	<b>\$152,422</b>	<b>\$162,029</b>
CAPITAL OUTLAY					
310	LEASE PURCHASE AGREEMENT	0	0	0	0
311	MOTIVE EQUIPMENT	0	0	0	0
312	MACHINERY & EQUIPMENT	5,348	0	0	5,910
314	LIBRARY BOOKS	0	0	0	0
321	CONSTRC, IMPRVMT, ADDTN	0	0	0	0
		<b>\$5,348</b>	<b>\$0</b>	<b>\$0</b>	<b>\$5,910</b>
	<b>DIVISION TOTALS</b>	<b>\$891,086</b>	<b>\$862,449</b>	<b>\$851,276</b>	<b>\$884,197</b>

# PARKS & RECREATION

**DIVISION: R. S. V. P.**

**ACTIVITY NO. 27**

## FUNCTION

THE RETIRED AND SENIOR VOLUNTEER PROGRAM (RSVP) IS A SPECIAL PROJECT FUNDED BY A GRANT FROM THE CORPORATION FOR NATIONAL COMMUNITY SERVICE AND BY SUPPORT FROM THE CITY. STAFF FUNCTIONS INCLUDE ADMINISTRATIVE DUTIES TO OPERATE THE GRANT, RECRUITMENT OF PERSONS OF RETIREMENT AGE (SENIOR CITIZENS) WHO WILL WORK IN VARIOUS COMMUNITY ACTIVITIES THROUGH VOLUNTEER SERVICE, AND STAFF COORDINATION WITH LOCAL AGENCIES NEEDING VOLUNTEER WORKERS.

## COMMENTS

ADMINISTRATIVE ASSISTANT I FUNDED SOLELY BY FEDERAL GRANTS.

## PERSONNEL

CLASSIFICATION	SALARY BI-WKLY	17/18	18/19	19/20
RSVP ADMINISTRATOR	GE10	1	1	1
<i>TOTAL</i>		1	1	1
<i>REGULAR PART-TIME ADMIN. ASSISTANT I (24 HRS)</i>	GE04	1	1	1
<i>TOTAL PART-TIME</i>		1	1	1

## CAPITAL OUTLAY

ACCT NO.	ITEM	A/R	QTY	BUDGET AMOUNT

## FUNDING SOURCE

CLASSIFICATION	ADOPTED TOTAL 19/20	GENERAL	ACTION GRANT
PERSONNEL SERVICES	70,961	41,983	28,978
MATERIALS & SUPPLIES	2,325	150	2,175
OTHER SERVICES & CHARGES	9,802	955	8,847
CAPITAL OUTLAY	0	0	0
<b>TOTAL DOLLARS</b>	<b>83,088</b>	<b>43,088</b>	<b>40,000</b>

SUMMARY OF EXPENDITURES

DEPARTMENT: PARKS & RECREATION      ACTIVITY NO.: 27  
 DIVISION OR ACTIVITY: R.S.V.P.C

ACCT. NO.	ACCOUNT TITLE	2017-2018 ACTUAL EXPENDITURES	2018-2019 ADOPTED BUDGET	2018-2019 EXPENDITURES ESTIMATE	2019-2020 PROPOSED BUDGET
PERSONNEL SERVICES					
101	SALARIES AND WAGES	43,198	42,275	27,512	39,300
102	DIFFERENTIAL/LEADMAN PAY	0	0	0	0
103	SICK LEAVE-PAY IN LIEU	0	0	250	300
104	CONTRACT LABOR	0	0	0	0
105	MAYOR & COUNCIL SALARIES	0	0	0	0
106	PART-TIME	9,701	14,735	7,206	13,920
108	OVERTIME	0	0	0	0
110	UNEMPLOYMENT CONTRIBUTION	118	125	150	200
111	F.I.C.A.	3,707	4,038	2,463	3,791
112	WORKERS COMPENSATION	240	250	250	300
113	GROUP LIFE & HOSP	5,385	4,980	2,512	9,190
114	CITY RETIREMENT PLAN	4,075	4,228	2,776	3,960
116	POLICE PENSION PLAN	0	0	0	0
117	FIREFIGHTER'S PENSION	0	0	0	0
118	LONGEVITY	0	0	0	0
119	HOLIDAY PAY	0	0	0	0
121	UNIFORM MAINTENANCE	0	0	0	0
197	EDUCATIONAL INCENTIVE	0	0	0	0
		\$66,424	\$70,631	\$43,119	\$70,961
MATERIALS AND SUPPLIES					
201	SUPPLIES, TOOLS, EQUIP	1,502	923	2,074	2,075
204	PETROLEUM PRODUCTS	0	0	0	0
205	CHEMICALS	0	0	0	0
211	REPAIR AND MAINTENANCE	85	570	570	0
212	CONTRACTUAL MAINTENANCE	300	300	300	0
214	MAINT MATERL-MOTIVE EQUIP	0	0	0	0
216	UNIFORM AND CLOTHING	0	0	0	250
		\$1,887	\$1,793	\$2,944	\$2,325
OTHER SERVICES & CHARGES					
221	RENTAL, PUBL, PRINTING	3	783	816	825
230	CONTINGENCY	0	0	0	0
231	PROF & TECHNICAL SERVICE	0	0	0	0
241	TELEPHONE & POSTAGE	801	885	605	605
248	ELECTRICITY & NAT GAS	0	0	0	0
251	INSURANCE	1,096	1,096	1,083	1,096
264	DUES & MEMBERSHIPS	0	0	0	0
265	TRAINING AND TRAVEL	566	2,181	2,180	2,078
272	ELECTION EXPENSE	0	0	0	0
278	CDBG CONTINGENCY	0	0	0	0
279	OTHER EXPENSES	4,460	4,315	5,198	5,198
299	M&O EXPNS TO OTHER FUNDS	0	0	0	0
		\$6,926	\$9,260	\$9,882	\$9,802
CAPITAL OUTLAY					
310	LEASE PURCHASE AGREEMENT	0	0	0	0
311	MOTIVE EQUIPMENT	0	0	0	0
312	MACHINERY & EQUIPMENT	0	0	0	0
314	LIBRARY BOOKS	0	0	0	0
321	CONSTRC, IMPRVMT, ADDTN	0	0	0	0
		\$0	\$0	\$0	\$0
DIVISION TOTALS		\$75,237	\$81,684	\$55,945	\$83,088



# PARKS & RECREATION

**DIVISION: ARTS AND HUMANITIES**

**ACTIVITY NO. 33**

## FUNCTION

THIS ACTIVITY ADMINISTERS AND/OR ASSISTS WITH CULTURAL PROGRAMING FOR THE CITY OF LAWTON. ACTIVITIES OF THE DIVISION INCLUDE, BUT ARE NOT LIMITED TO, A VARIETY OF PROGRAMS SUCH AS FREEDOM FESTIVAL, INTERNATIONAL FESTIVAL, CITY OF LAWTON BIRTHDAY CELEBRATION, STUDENT PERFORMANCES, PROVIDING CULTURAL ENRICHMENT OPPORTUNITIES TO ALL SEGMENTS OF THE COMMUNITY. PROVIDE RESOURCES AND OUTREACH TO AREA ORGANIZATIONS, FILMMAKERS AND PRODUCTION COMPANIES AS WELL AS VISUAL AND PERFORMING ARTISTS. THE DIVISION MANAGES THE DAILY OPERATIONS OF THE AUDITORIUM PROVIDING THE COMMUNITY AND OUT OF TOWN PROMOTERS WITH A FACILITY FOR EVENTS AND CULTURAL ENRICHMENT. ALSO SUPPORTS TWO CITY OF LAWTON PUBLIC TRUST AUTHORITIES: LAWTON ARTS & HUMANITIES COUNCIL (LAHC) AND MCMAHON AUDITORIUM AUTHORITY (MAA).

## COMMENTS

THE DIVISION APPLIES FOR GRANTS THROUGH THE LAHC FOR ANNUAL ASSISTANCE FROM THE OKLAHOMA ARTS COUNCIL AND OKLAHOMA HUMANITIES TO HELP DEFRAID COST OF THREE ANNUAL PROGRAMS. THIS ASSISTANCE IS NOT INCLUDED IN THE BUDGET.

HOUSE MANAGER – MAY WORK AN AVERAGE OF 10 HOURS PER WEEK

PT MAINTENANCE WORKER – MAY WORK AN AVERAGE OF FIVE HOURS PER WEEK

## PERSONNEL

CLASSIFICATION	SALARY BI-WKLY	17/18	18/19	19/20
ARTS & HUM ADMIN	GE14	0	1	1
ARTS & HUM ADMIN	GE13	1	0	0
ARTS COORDINATOR	GE10	1	1	1
AUDITORIUM COORD.	GE10	1	1	1
ADMIN ASST I	GE04	1	1	1
MAINTENANCE WKR I	GE02	<u>1</u>	<u>1</u>	<u>1</u>
<i>TOTAL</i>		<u>5</u>	<u>5</u>	<u>5</u>
<i>REGULAR PART TIME</i>				
HOUSE MANAGER (20HR)	GE03	1	1	1
MNTANCE WKR I (20 HR)	GE02	1	1	1
<i>TOTAL PART TIME</i>		<u>2</u>	<u>2</u>	<u>2</u>

## CAPITAL OUTLAY

ACCT NO.	ITEM	A/R	QTY	BUDGET AMOUNT
321	ADA RAMP ALLOWING ACCESS TO STAGE	A	1	15,000
312	STAGE RIGGING SYSTEM	R	1	<u>25,000</u>
<b>TOTAL</b>				<u>40,000</u>

## FUNDING SOURCE

CLASSIFICATION	ADOPTED TOTAL 19/20	GENERAL
PERSONNEL SERVICES	327,562	327,562
MATERIALS & SUPPLIES	25,620	25,620
OTHER SERVICES & CHARGES	83,055	83,055
CAPITAL OUTLAY	<u>40,000</u>	<u>40,000</u>
<b>TOTAL</b>	<u>476,237</u>	<u>476,237</u>

SUMMARY OF EXPENDITURES

DEPARTMENT: PARKS & RECREATION  
 DIVISION OR ACTIVITY: ARTS & HUMANITIES

ACTIVITY NO.: 33

ACCT. NO.	ACCOUNT TITLE	2017-2018 ACTUAL EXPENDITURES	2018-2019 ADOPTED BUDGET	2018-2019 EXPENDITURES ESTIMATE	2019-2020 PROPOSED BUDGET
PERSONNEL SERVICES					
101	SALARIES AND WAGES	216,983	224,535	224,897	236,200
102	DIFFERENTIAL/LEADMAN PAY	0	0	0	0
103	SICK LEAVE-PAY IN LIEU	901	500	1,293	1,000
104	CONTRACT LABOR	0	0	0	0
105	MAYOR & COUNCIL SALARIES	0	0	0	0
106	PART-TIME	6,193	8,000	5,737	7,000
108	OVERTIME	4,861	6,200	8,718	7,200
110	UNEMPLOYMENT CONTRIBUTION	415	400	600	700
111	F.I.C.A.	15,464	16,820	16,919	17,672
112	WORKERS COMPENSATION	840	900	900	1,200
113	GROUP LIFE & HOSP	26,867	24,835	28,725	28,800
114	CITY RETIREMENT PLAN	22,094	22,852	22,968	24,090
116	POLICE PENSION PLAN	0	0	0	0
117	FIREFIGHTER'S PENSION	0	0	0	0
118	LONGEVITY	3,246	3,489	3,489	3,700
119	HOLIDAY PAY	0	0	0	0
121	UNIFORM MAINTENANCE	0	0	0	0
197	EDUCATIONAL INCENTIVE	0	0	0	0
		\$297,864	\$308,531	\$314,246	\$327,562
MATERIALS AND SUPPLIES					
201	SUPPLIES, TOOLS, EQUIP	6,773	13,000	13,000	13,200
204	PETROLEUM PRODUCTS	0	0	0	0
205	CHEMICALS	0	0	0	0
211	REPAIR AND MAINTENANCE	11,650	9,800	9,000	10,500
212	CONTRACTUAL MAINTENANCE	0	0	0	0
214	MAINT MATERL-MOTIVE EQUIP	0	0	0	0
216	UNIFORM AND CLOTHING	0	780	780	1,920
		\$18,423	\$23,580	\$22,780	\$25,620
OTHER SERVICES & CHARGES					
221	RENTAL, PUBL, PRINTING	9,581	11,700	9,800	12,000
230	CONTINGENCY	0	0	0	0
231	PROF & TECHNICAL SERVICE	13,500	10,500	10,500	15,840
241	TELEPHONE & POSTAGE	1,766	2,482	3,380	3,380
248	ELECTRICITY & NAT GAS	44,152	48,000	48,000	48,000
251	INSURANCE	0	0	0	0
264	DUES & MEMBERSHIPS	0	0	0	0
265	TRAINING AND TRAVEL	4,095	3,864	3,500	3,835
272	ELECTION EXPENSE	0	0	0	0
278	CDBG CONTINGENCY	0	0	0	0
279	OTHER EXPENSES	0	0	0	0
299	M&O EXPNS TO OTHER FUNDS	0	0	0	0
		\$73,094	\$76,546	\$75,180	\$83,055
CAPITAL OUTLAY					
310	LEASE PURCHASE AGREEMENT	0	0	0	0
311	MOTIVE EQUIPMENT	0	0	0	0
312	MACHINERY & EQUIPMENT	19,680	0	0	25,000
314	LIBRARY BOOKS	0	0	0	0
321	CONSTRUC, IMPRVMT, ADDTN	74,976	30,000	19,000	15,000
		\$94,655	\$30,000	\$19,000	\$40,000
	DIVISION TOTALS	\$484,036	\$438,657	\$431,206	\$476,237

# PARKS & RECREATION

**DIVISION: SPORTS AND AQUATICS**

**ACTIVITY NO. 43**

## FUNCTION

THE SPORTS AND AQUATICS ACTIVITY IS RESPONSIBLE FOR THE SUPERVISION OF ORGANIZED SPORTS ACTIVITIES. THE ACTIVITIES INVOLVED IN ORGANIZED SPORTS ARE THOSE OF THE PARTICIPANTS (COACHES, PLAYERS, OFFICIALS, PARENTS AND FANS) IN BOY'S BASKETBALL, GIRL'S BASKETBALL, FOOTBALL, SOFTBALL, VOLLEYBALL AND FLAG FOOTBALL. THIS ACTIVITY ALSO PROVIDES SUPERVISION OF THE CITY SWIMMING POOL, WADING POOL AND THE 38TH STREET TENNIS COMPLEX.

## COMMENTS

ACCOUNT 104, CONTRACT LABOR, INCLUDES COST OF CONTRACT SERVICES SUCH AS GYMNASIUM CUSTODIANS, SPORTS OFFICIALS, RECREATION AIDES, POOL MANAGERS, SUPERVISORS, MAINTENANCE PERSONNEL, LIFEGUARDS, SEASONAL LABORERS AND FIELD SUPERVISORS.

## PERSONNEL

CLASSIFICATION	SALARY BI-WKLY	17/18	18/19	19/20
SPORTS SUPERVISORS	GE09	<u>2</u>	<u>2</u>	<u>2</u>
<i>TOTAL</i>		<u>2</u>	<u>2</u>	<u>2</u>

## CAPITAL OUTLAY

ACCT NO.	ITEM	A/R	QTY	BUDGET AMOUNT

## FUNDING SOURCE

CLASSIFICATION	ADOPTED TOTAL 19/20	GENERAL
PERSONNEL SERVICES	295,011	295,011
MATERIALS & SUPPLIES	25,374	25,374
OTHER SERVICES & CHARGES	36,415	36,415
CAPITAL OUTLAY	<u>0</u>	<u>0</u>
<b>TOTAL DOLLARS</b>	<b><u>356,800</u></b>	<b><u>356,800</u></b>

SUMMARY OF EXPENDITURES

DEPARTMENT: PARKS & RECREATION      ACTIVITY NO.: 43  
 DIVISION OR ACTIVITY: SPORTS AND AQUATICS

ACCT. NO.	ACCOUNT TITLE	2017-2018 ACTUAL EXPENDITURES	2018-2019 ADOPTED BUDGET	2018-2019 EXPENDITURES ESTIMATE	2019-2020 PROPOSED BUDGET
PERSONNEL SERVICES					
101	SALARIES AND WAGES	75,229	78,805	79,465	89,200
102	DIFFERENTIAL/LEADMAN PAY	0	0	0	0
103	SICK LEAVE-PAY IN LIEU	0	0	0	0
104	CONTRACT LABOR	148,305	177,000	143,699	180,000
105	MAYOR & COUNCIL SALARIES	0	0	0	0
106	PART-TIME	12,774	0	38,500	0
108	OVERTIME	19,845	12,500	17,629	0
110	UNEMPLOYMENT CONTRIBUTION	118	125	200	300
111	F.I.C.A.	7,579	6,382	9,765	6,141
112	WORKERS COMPENSATION	240	300	350	450
113	GROUP LIFE & HOSP	10,647	9,914	9,959	10,000
114	CITY RETIREMENT PLAN	7,323	7,881	7,947	8,920
116	POLICE PENSION PLAN	0	0	0	0
117	FIREFIGHTER'S PENSION	0	0	0	0
118	LONGEVITY	0	0	0	0
119	HOLIDAY PAY	0	0	0	0
121	UNIFORM MAINTENANCE	0	0	0	0
197	EDUCATIONAL INCENTIVE	0	0	0	0
		\$282,060	\$292,907	\$307,514	\$295,011
MATERIALS AND SUPPLIES					
201	SUPPLIES, TOOLS, EQUIP	9,679	10,000	10,000	10,775
204	PETROLEUM PRODUCTS	0	0	0	0
205	CHEMICALS	5,063	6,000	6,000	6,000
211	REPAIR AND MAINTENANCE	4,267	7,000	7,000	7,000
212	CONTRACTUAL MAINTENANCE	1,599	1,599	1,599	1,599
214	MAINT MATERL-MOTIVE EQUIP	0	0	0	0
216	UNIFORM AND CLOTHING	0	0	0	0
		\$20,608	\$24,599	\$24,599	\$25,374
OTHER SERVICES & CHARGES					
221	RENTAL, PUBL, PRINTING	658	1,000	1,000	1,000
230	CONTINGENCY	0	0	0	0
231	PROF & TECHNICAL SERVICE	0	0	0	6,500
241	TELEPHONE & POSTAGE	3,989	5,584	4,000	3,800
248	ELECTRICITY & NAT GAS	23,754	23,000	22,000	23,000
251	INSURANCE	0	0	0	0
264	DUES & MEMBERSHIPS	0	0	0	0
265	TRAINING AND TRAVEL	1,055	1,890	1,890	2,015
272	ELECTION EXPENSE	0	0	0	0
278	CDBG CONTINGENCY	0	0	0	0
279	OTHER EXPENSES	30	0	0	100
299	M&O EXPNS TO OTHER FUNDS	0	0	0	0
		\$29,486	\$31,474	\$28,890	\$36,415
CAPITAL OUTLAY					
310	LEASE PURCHASE AGREEMENT	0	0	0	0
311	MOTIVE EQUIPMENT	0	0	0	0
312	MACHINERY & EQUIPMENT	0	0	0	0
314	LIBRARY BOOKS	0	0	0	0
321	CONSTRC, IMPRVMT, ADDTN	0	0	0	0
		\$0	\$0	\$0	\$0
DIVISION TOTALS		\$332,154	\$348,980	\$361,003	\$356,800

# PARKS & RECREATION

**DIVISION: MUSEUM**

**ACTIVITY NO. 45**

## FUNCTION

THIS ACTIVITY IS RESPONSIBLE FOR THE OPERATION OF THE MUSEUM OF THE GREAT PLAINS. THE MUSEUM IS THE ONLY INSTITUTION OF ITS TYPE WITH A REGIONAL CONCEPT OF INTERPRETING THE RELATIONSHIP OF MAN TO A PLAINS ENVIRONMENT. SOME OF THE ACTIVITIES INCLUDE EXHIBIT DISPLAYS, EDUCATIONAL TOURS, FILMS AND DEMONSTRATIONS, COLLECTIONS AND PRESERVATION OF HISTORICAL RESEARCH MATERIALS, DOCUMENTS, PHOTOGRAPHS, ARTIFACTS, ARCHAEOLOGICAL RESEARCH IN THE PRE-HISTORY OF EARLY MAN AND A PUBLICATION THROUGH ITS TECHNICAL REPORTS AND THE SEMI-ANNUAL GREAT PLAINS JOURNAL.

## COMMENTS

ACCOUNT 279, OTHER EXPENSES, FUNDS AN AGREEMENT BETWEEN THE CITY OF LAWTON AND THE MUSEUM TRUST AUTHORITY FOR THE OPERATIONS OF THE MUSEUM OF THE GREAT PLAINS.

## PERSONNEL

CLASSIFICATION	SALARY BI-WKLY	17/18	18/19	19/20

## CAPITAL OUTLAY

ACCT NO.	ITEM	A/R	QTY	BUDGET AMOUNT

## FUNDING SOURCE

CLASSIFICATION	ADOPTED TOTAL 19/20	GENERAL
PERSONNEL SERVICES		
MATERIALS & SUPPLIES		
OTHER SERVICES & CHARGES	475,000	475,000
CAPITAL OUTLAY		
<b>TOTAL DOLLARS</b>	<b>475,000</b>	<b>475,000</b>

SUMMARY OF EXPENDITURES

DEPARTMENT: PARKS & RECREATION      ACTIVITY NO.: 45  
 DIVISION OR ACTIVITY: MUSEUM

ACCT. NO.	ACCOUNT TITLE	2017-2018 ACTUAL EXPENDITURES	2018-2019 ADOPTED BUDGET	2018-2019 EXPENDITURES ESTIMATE	2019-2020 PROPOSED BUDGET
PERSONNEL SERVICES					
101	SALARIES AND WAGES	0	0	0	0
102	DIFFERENTIAL/LEADMAN PAY	0	0	0	0
103	SICK LEAVE-PAY IN LIEU	0	0	0	0
104	CONTRACT LABOR	0	0	0	0
105	MAYOR & COUNCIL SALARIES	0	0	0	0
106	PART-TIME	0	0	0	0
108	OVERTIME	0	0	0	0
110	UNEMPLOYMENT CONTRIBUTION	0	0	0	0
111	F.I.C.A.	0	0	0	0
112	WORKERS COMPENSATION	0	0	0	0
113	GROUP LIFE & HOSP	0	0	0	0
114	CITY RETIREMENT PLAN	0	0	0	0
116	POLICE PENSION PLAN	0	0	0	0
117	FIREFIGHTER'S PENSION	0	0	0	0
118	LONGEVITY	0	0	0	0
119	HOLIDAY PAY	0	0	0	0
121	UNIFORM MAINTENANCE	0	0	0	0
197	EDUCATIONAL INCENTIVE	0	0	0	0
		\$0	\$0	\$0	\$0
MATERIALS AND SUPPLIES					
201	SUPPLIES, TOOLS, EQUIP	0	0	0	0
204	PETROLEUM PRODUCTS	190	0	0	0
205	CHEMICALS	0	0	0	0
211	REPAIR AND MAINTENANCE	0	0	0	0
212	CONTRACTUAL MAINTENANCE	0	0	0	0
214	MAINT MATERL-MOTIVE EQUIP	0	0	0	0
216	UNIFORM AND CLOTHING	0	0	0	0
		\$190	\$0	\$0	\$0
OTHER SERVICES & CHARGES					
221	RENTAL, PUBL, PRINTING	966	0	0	0
230	CONTINGENCY	0	0	0	0
231	PROF & TECHNICAL SERVICE	350	0	0	0
241	TELEPHONE & POSTAGE	0	0	0	0
248	ELECTRICITY & NAT GAS	0	0	0	0
251	INSURANCE	0	0	0	0
264	DUES & MEMBERSHIPS	0	0	0	0
265	TRAINING AND TRAVEL	0	0	0	0
272	ELECTION EXPENSE	0	0	0	0
278	CDBG CONTINGENCY	0	0	0	0
279	OTHER EXPENSES	500,000	450,000	450,000	475,000
299	M&O EXPNS TO OTHER FUNDS	0	0	0	0
		\$501,316	\$450,000	\$450,000	\$475,000
CAPITAL OUTLAY					
310	LEASE PURCHASE AGREEMENT	0	0	0	0
311	MOTIVE EQUIPMENT	0	0	0	0
312	MACHINERY & EQUIPMENT	0	0	0	0
314	LIBRARY BOOKS	0	0	0	0
321	CONSTRUC, IMPRVMT, ADDTN	0	0	0	0
		\$0	\$0	\$0	\$0
	DIVISION TOTALS	\$501,506	\$450,000	\$450,000	\$475,000

# PARKS AND RECREATION

**DIVISION: LAKES**

**ACTIVITY NO. 47**

## FUNCTION

## COMMENTS

THIS DIVISION IS RESPONSIBLE FOR PROVIDING RECREATION, CONSERVATION AND MAINTENANCE SERVICES IN THE AREAS OF CAMPING, FISHING, HUNTING, AND BOATING AT LAKE LAWTONKA AND LAKE ELLSWORTH. ACTIVITIES INCLUDE: COORDINATION OF CONCESSIONS, PUBLIC FACILITY, STRUCTURE AND APPURTENANCE MAINTENANCE, AND INFORMATIONAL SERVICES AND SALE OF PERMITS.

ACCOUNT 279 PROVIDES UTILITIES AND WATER SERVICES FROM THREE RURAL WATER DISTRICTS FOR CAMPSITES, HEADQUARTERS, RESTROOMS, PAVILIONS, AND SALE OF PERMITS.

## PERSONNEL

## CAPITAL OUTLAY

CLASSIFICATION	SALARY BI-WKLY	17/18	18/19	19/20
LAKES SUPERVISOR	GE09	1	1	1
EQUIPMENT OPERATOR	GE05	2	2	2
ADMIN ASST II	GE06	0	1	1
ADMIN ASST I	GE04	1	0	0
LEAD MAINT OPERATOR	GE07	1	1	1
<i>TOTAL</i>		<u>5</u>	<u>5</u>	<u>5</u>
<i>REGULAR PART-TIME</i>				
FEE COLLECTOR (30HR)	GE02	1	1	1
<i>TOTAL PART-TIME</i>		<u>1</u>	<u>1</u>	<u>1</u>

ACCT NO.	ITEM	A/R	QTY	BUDGET AMOUNT
321	ASPHALT FOR ROADS AT LAKE LAWTONKA CAMPGROUND	R	1	42,000
312	GRASSHOPPER 325D 72" DECK DIESEL COMMERICAL MOWER	A	1	<u>12,303</u>
<b>TOTAL</b>				<u><b>54,303</b></u>

## FUNDING SOURCE

CLASSIFICATION	ADOPTED TOTAL 19/20	GENERAL	FEES
PERSONNEL SERVICES	352,603	310,603	<u>42,000</u>
MATERIALS & SUPPLIES	44,100	44,100	
OTHER SERVICES & CHARGES	109,742	109,742	
CAPITAL OUTLAY	<u>54,303</u>	<u>54,303</u>	
<b>TOTAL DOLLARS</b>	<u><b>560,748</b></u>	<u><b>518,748</b></u>	<u><b>42,000</b></u>

SUMMARY OF EXPENDITURES

DEPARTMENT: PARKS & RECREATION      ACTIVITY NO.: 47  
 DIVISION OR ACTIVITY: LAKES

ACCT. NO.	ACCOUNT TITLE	2017-2018 ACTUAL EXPENDITURES	2018-2019 ADOPTED BUDGET	2018-2019 EXPENDITURES ESTIMATE	2019-2020 PROPOSED BUDGET
PERSONNEL SERVICES					
101	SALARIES AND WAGES	158,827	216,975	184,222	187,100
102	DIFFERENTIAL/LEADMAN PAY	4,762	4,700	4,885	5,000
103	SICK LEAVE-PAY IN LIEU	32,792	1,000	192	1,000
104	CONTRACT LABOR	17,673	48,000	2,800	2,800
105	MAYOR & COUNCIL SALARIES	0	0	0	0
106	PART-TIME	25,421	18,175	39,363	64,800
108	OVERTIME	1,089	2,000	1,475	2,000
110	UNEMPLOYMENT CONTRIBUTION	415	500	500	600
111	F.I.C.A.	14,733	17,203	16,195	18,443
112	WORKERS COMPENSATION	840	1,100	18,475	10,000
113	GROUP LIFE & HOSP	41,250	37,049	41,982	42,050
114	CITY RETIREMENT PLAN	19,162	22,223	18,441	18,810
116	POLICE PENSION PLAN	0	0	0	0
117	FIREFIGHTER'S PENSION	0	0	0	0
118	LONGEVITY	3,593	4,250	0	0
119	HOLIDAY PAY	0	0	0	0
121	UNIFORM MAINTENANCE	0	0	0	0
197	EDUCATIONAL INCENTIVE	0	0	0	0
		\$320,557	\$373,175	\$328,530	\$352,603
MATERIALS AND SUPPLIES					
201	SUPPLIES, TOOLS, EQUIP	9,231	15,000	15,000	15,000
204	PETROLEUM PRODUCTS	0	0	0	0
205	CHEMICALS	342	1,440	900	1,100
211	REPAIR AND MAINTENANCE	14,818	23,000	23,000	24,000
212	CONTRACTUAL MAINTENANCE	0	0	0	0
214	MAINT MATERL-MOTIVE EQUIP	0	0	0	0
216	UNIFORM AND CLOTHING	477	1,935	1,935	4,000
		\$24,868	\$41,375	\$40,835	\$44,100
OTHER SERVICES & CHARGES					
221	RENTAL, PUBL, PRINTING	10,042	10,500	10,500	10,500
230	CONTINGENCY	0	0	0	0
231	PROF & TECHNICAL SERVICE	660	1,200	1,200	1,200
241	TELEPHONE & POSTAGE	4,837	5,700	5,200	5,700
248	ELECTRICITY & NAT GAS	65,154	70,000	71,000	74,600
251	INSURANCE	0	0	0	0
264	DUES & MEMBERSHIPS	0	0	0	0
265	TRAINING AND TRAVEL	58	187	0	187
272	ELECTION EXPENSE	0	0	0	0
278	CDBG CONTINGENCY	0	0	0	0
279	OTHER EXPENSES	16,796	17,555	17,555	17,555
299	M&O EXPNS TO OTHER FUNDS	0	0	0	0
		\$97,547	\$105,142	\$105,455	\$109,742
CAPITAL OUTLAY					
310	LEASE PURCHASE AGREEMENT	0	0	0	0
311	MOTIVE EQUIPMENT	0	0	0	0
312	MACHINERY & EQUIPMENT	28,849	74,600	74,600	12,303
314	LIBRARY BOOKS	0	0	0	0
321	CONSTRC, IMPRVMT, ADDTN	11,612	0	0	42,000
		\$40,461	\$74,600	\$74,600	\$54,303
	DIVISION TOTALS	\$483,433	\$594,292	\$549,420	\$560,748



# PARKS & RECREATION

**DIVISION: PARK MAINTENANCE**

**ACTIVITY NO. 52**

## FUNCTION

THE PARK MAINTENANCE DIVISION IS RESPONSIBLE FOR MAINTENANCE OF CITY OF LAWTON PARKS, PLAYGROUNDS, AND OPEN SPACE. ACTIVITIES INCLUDE: MOWING GRASS, PLAYGROUND MAINTENANCE, LITTER CONTROL, AND SPECIAL EVENT SUPPORT, MOWING/LANDSCAPE MAINTENANCE CONTRACTS, TREE PRUNING IN PARKS, AND R.O.W.S.

## COMMENTS

ACCOUNT 201 PROVIDES COMMODITIES FOR EVENT SUPPORT, LITTER CONTROL, AND PUBLIC RESTROOMS AS WELL AS PURCHASE OF SMALL HAND AND POWER TOOLS. ACCOUNT 211 PROVIDES PLAYGROUND REPAIR PARTS, ADA COMPLIANT PLAYGROUND SURFACING, AND CAPITAL ASSET MAINTENANCE ITEMS. ACCOUNT 231 INCLUDES CONTRACT MOWING OF MEDIANS AND RIGHT-OF-WAYS. ADDED ONE LITTER CONTROL OFFICER FOR FY19-20.

## PERSONNEL

CLASSIFICATION	SALARY BI-WKLY	PERSONNEL		
		17/18	18/19	19/20
PARKS/GROUNDS SUPT	GE15	1	1	1
FIELD SUPERVISOR	GE09	1	1	1
MAINTENANCE TECH IV	GE07	1	1	1
PARK SPECIALIST II	GE05	5	5	5
PARK EQPMT INSPECTR	GE04	1	1	1
LITTER CONTROL OFFICER	GE05	<u>1</u>	<u>1</u>	<u>2</u>
<b>TOTAL</b>		<u>10</u>	<u>10</u>	<u>11</u>

## CAPITAL OUTLAY

ACCT NO.	ITEM	A/R	QTY	BUDGET AMOUNT
*312	FARM TRACTOR (REVRB #37)	R	1	19,264
321	ADA COMPLIANT PICNIC TABLES	R	11	4,500
**321	TENNIS COURT REPAIRS AND RESURFACING	R	16	100,480
321	8' ADA COMPLIANT RECTANGULAR STEEL PICNIC TABLES	R	2	2,272
321	4' ADA COMPLIANT RECTANGULAR STEEL PEDESTAL TABLES	R	1	1,309
321	ADA COMPLIANT DRINKING FOUNTAIN	A/R	1	3,910
321	ADA COMPLIANT DRINKING FOUNTAIN W/ PET FOUNTAIN	R	1	<u>3,260</u>
<b>TOTAL</b>				<u>134,995</u>
	*ROLLING STOCK			
	**FUND 35			

## FUNDING SOURCE

CLASSIFICATION	ADOPTED			ROLLING STOCK
	TOTAL 19/20	GENERAL	FUND 35	
PERSONNEL SERVICES	618,574	618,574		
MATERIALS & SUPPLIES	55,750	55,750		
OTHER SERVICES & CHARGES	444,271	444,271		
CAPITAL OUTLAY	<u>134,995</u>	<u>15,251</u>	<u>100,480</u>	<u>19,264</u>
<b>TOTAL DOLLARS</b>	<u>1,253,590</u>	<u>1,133,846</u>	<u>100,480</u>	<u>19,264</u>

SUMMARY OF EXPENDITURES

DEPARTMENT: PARKS & RECREATION      ACTIVITY NO.: 52  
 DIVISION OR ACTIVITY: PARK MAINTENANCE

ACCT. NO.	ACCOUNT TITLE	2017-2018 ACTUAL EXPENDITURES	2018-2019 ADOPTED BUDGET	2018-2019 EXPENDITURES ESTIMATE	2019-2020 PROPOSED BUDGET
PERSONNEL SERVICES					
101	SALARIES AND WAGES	324,892	351,920	338,902	392,835
102	DIFFERENTIAL/LEADMAN PAY	4,687	0	4,984	5,000
103	SICK LEAVE-PAY IN LIEU	667	500	1,282	1,500
104	CONTRACT LABOR	48,915	44,300	55,227	50,000
105	MAYOR & COUNCIL SALARIES	0	0	0	0
106	PART-TIME	0	0	0	0
108	OVERTIME	27,335	14,500	31,316	30,100
110	UNEMPLOYMENT CONTRIBUTION	592	600	700	800
111	F.I.C.A.	24,116	25,642	26,199	29,835
112	WORKERS COMPENSATION	19,695	17,150	6,843	15,000
113	GROUP LIFE & HOSP	42,287	40,904	43,009	54,070
114	CITY RETIREMENT PLAN	32,424	35,632	34,018	39,434
116	POLICE PENSION PLAN	0	0	0	0
117	FIREFIGHTER'S PENSION	0	0	0	0
118	LONGEVITY	3,800	3,895	0	0
119	HOLIDAY PAY	0	0	0	0
121	UNIFORM MAINTENANCE	0	0	0	0
197	EDUCATIONAL INCENTIVE	0	0	0	0
		\$529,410	\$535,043	\$542,480	\$618,574
MATERIALS AND SUPPLIES					
201	SUPPLIES, TOOLS, EQUIP	18,180	14,725	14,725	16,000
204	PETROLEUM PRODUCTS	0	0	0	0
205	CHEMICALS	204	1,900	1,900	2,000
211	REPAIR AND MAINTENANCE	23,812	30,400	30,400	31,000
212	CONTRACTUAL MAINTENANCE	0	0	0	0
214	MAINT MATERL-MOTIVE EQUIP	0	0	0	0
216	UNIFORM AND CLOTHING	1,511	6,200	5,000	6,750
		\$43,707	\$53,225	\$52,025	\$55,750
OTHER SERVICES & CHARGES					
221	RENTAL, PUBL, PRINTING	5,233	5,415	5,415	5,415
230	CONTINGENCY	0	0	0	0
231	PROF & TECHNICAL SERVICE	217,129	275,000	275,000	366,983
241	TELEPHONE & POSTAGE	3,206	3,333	3,210	3,333
248	ELECTRICITY & NAT GAS	42,796	60,000	60,000	63,000
251	INSURANCE	0	0	0	0
264	DUES & MEMBERSHIPS	0	0	0	0
265	TRAINING AND TRAVEL	2,475	1,145	980	5,440
272	ELECTION EXPENSE	0	0	0	0
278	CDBG CONTINGENCY	0	0	0	0
279	OTHER EXPENSES	0	100	1	100
299	M&O EXPNS TO OTHER FUNDS	0	0	0	0
		\$270,839	\$344,993	\$344,606	\$444,271
CAPITAL OUTLAY					
310	LEASE PURCHASE AGREEMENT	0	0	0	0
311	MOTIVE EQUIPMENT	0	0	0	0
312	MACHINERY & EQUIPMENT	94,037	0	0	19,264
314	LIBRARY BOOKS	0	0	0	0
321	CONSTRUC, IMPRVMT, ADDTN	0	0	0	115,731
		\$94,037	\$0	\$0	\$134,995
DIVISION TOTALS		\$937,993	\$933,261	\$939,111	\$1,253,590

# PARKS & RECREATION

**DIVISION: CEMETERY**

**ACTIVITY NO. 53**

## FUNCTION

THE CEMETERY DIVISION IS RESPONSIBLE FOR THE MAINTENANCE OF HIGHLAND CEMETERY GROUNDS, PERPETUAL CARE OF SPECIAL LOTS, INTERMENTS AND DISINTERMENTS, SELLING OF LOTS OR SPACES AND MAINTAINING RECORDS.

## COMMENTS

THE CEMETERY CARE FUND PROVIDES ADDITIONAL FUNDING FOR PURCHASE OF CAPITAL ASSETS.

## PERSONNEL

CLASSIFICATION	SALARY BI-WKLY	17/18	18/19	19/20
CEMETERY SEXTON	GE09	1	1	1
CARETAKER II	GE03	1	1	1
CARETAKER I	GE02	<u>2</u>	<u>2</u>	<u>2</u>
<i>TOTAL</i>		<u>4</u>	<u>4</u>	<u>4</u>

## CAPITAL OUTLAY

ACCT NO.	ITEM	A/R	QTY	BUDGET AMOUNT
*312	UTILITY GATOR W/ CAB	A	1	<u>16,800</u>
<b>TOTAL</b>				<u>16,800</u>
	*CEMETERY CARE FUND			

## FUNDING SOURCE

CLASSIFICATION	ADOPTED TOTAL 19/20	GENERAL	CEMETERY CARE FUND
PERSONNEL SERVICES	235,402	235,402	
MATERIALS & SUPPLIES	22,830	15,430	7,400
OTHER SERVICES & CHARGES	7,245	7,245	
CAPITAL OUTLAY	<u>16,800</u>	<u>0</u>	<u>16,800</u>
<b>TOTAL DOLLARS</b>	<u>282,277</u>	<u>258,077</u>	<u>24,200</u>

SUMMARY OF EXPENDITURES

DEPARTMENT: PARKS & RECREATION      ACTIVITY NO. : 53  
 DIVISION OR ACTIVITY: CEMETERY

ACCT. NO.	ACCOUNT TITLE	2017-2018 ACTUAL EXPENDITURES	2018-2019 ADOPTED BUDGET	2018-2019 EXPENDITURES ESTIMATE	2019-2020 PROPOSED BUDGET
PERSONNEL SERVICES					
101	SALARIES AND WAGES	136,543	139,750	139,253	142,800
102	DIFFERENTIAL/LEADMAN PAY	0	0	0	0
103	SICK LEAVE-PAY IN LIEU	0	200	0	200
104	CONTRACT LABOR	30,000	26,000	21,523	28,000
105	MAYOR & COUNCIL SALARIES	0	0	0	0
106	PART-TIME	0	0	0	0
108	OVERTIME	5,755	5,225	4,968	5,500
110	UNEMPLOYMENT CONTRIBUTION	237	250	350	450
111	F.I.C.A.	9,571	10,620	10,553	10,852
112	WORKERS COMPENSATION	480	500	600	700
113	GROUP LIFE & HOSP	24,351	23,059	23,146	23,250
114	CITY RETIREMENT PLAN	14,358	14,845	14,775	15,150
116	POLICE PENSION PLAN	0	0	0	0
117	FIREFIGHTER'S PENSION	0	0	0	0
118	LONGEVITY	8,379	8,495	8,500	8,500
119	HOLIDAY PAY	0	0	0	0
121	UNIFORM MAINTENANCE	0	0	0	0
197	EDUCATIONAL INCENTIVE	0	0	0	0
		\$229,674	\$228,944	\$223,668	\$235,402
MATERIALS AND SUPPLIES					
201	SUPPLIES, TOOLS, EQUIP	4,128	8,395	8,395	6,495
204	PETROLEUM PRODUCTS	0	0	0	0
205	CHEMICALS	398	700	700	700
211	REPAIR AND MAINTENANCE	9,473	7,600	7,600	12,600
212	CONTRACTUAL MAINTENANCE	552	575	552	555
214	MAINT MATERL-MOTIVE EQUIP	0	0	0	0
216	UNIFORM AND CLOTHING	496	1,880	1,880	2,480
		\$15,047	\$19,150	\$19,127	\$22,830
OTHER SERVICES & CHARGES					
221	RENTAL, PUBL, PRINTING	77	285	285	285
230	CONTINGENCY	0	0	0	0
231	PROF & TECHNICAL SERVICE	155	920	560	560
241	TELEPHONE & POSTAGE	983	1,800	1,280	1,730
248	ELECTRICITY & NAT GAS	3,737	4,000	4,420	4,420
251	INSURANCE	0	0	0	0
264	DUES & MEMBERSHIPS	0	0	0	0
265	TRAINING AND TRAVEL	418	800	450	0
272	ELECTION EXPENSE	0	0	0	0
278	CDBG CONTINGENCY	0	0	0	0
279	OTHER EXPENSES	0	250	0	250
299	M&O EXPNS TO OTHER FUNDS	0	0	0	0
		\$5,370	\$8,055	\$6,995	\$7,245
CAPITAL OUTLAY					
310	LEASE PURCHASE AGREEMENT	0	0	0	0
311	MOTIVE EQUIPMENT	0	0	0	0
312	MACHINERY & EQUIPMENT	56,339	10,775	10,491	16,800
314	LIBRARY BOOKS	0	0	0	0
321	CONSTRC, IMPRVMT, ADDTN	44,834	0	0	0
		\$101,173	\$10,775	\$10,491	\$16,800
DIVISION TOTALS		\$351,264	\$266,924	\$260,281	\$282,277

# PARKS & RECREATION

**DIVISION: ATHLETIC & LANDSCAPE MAINTENANCE      ACTIVITY NO. 54**

## FUNCTION

THE ATHLETIC AND LANDSCAPE MAINTENANCE DIVISION IS RESPONSIBLE FOR MAINTENANCE OF ALL SPORTS COMPLEXES AND HIGH PROFILE CITY FACILITIES. ACTIVITIES INCLUDE: FIELD PREPARATION FOR ALL ATHLETIC EVENTS; MOWING GRASS; IRRIGATION, FLOWER AND SHRUB BED MAINTENANCE; GROUNDS MAINTENANCE AT CITY HALL, ELMER THOMAS PARK, 35<sup>TH</sup> DIVISION, MUNICIPAL POOL, MATTIE BEALE, ANNEX/SHEPLER PARK, LIBRARY AND BRIDGE PARK; SPECIAL EVENT SUPPORT.

## COMMENTS

ACCOUNT 201, SUPPLIES, TOOLS AND EQUIPMENT – PROVIDES COMMODITIES FOR EVENT SUPPORT, LITTER CONTROL AND RESTROOMS AS WELL AS PURCHASE OF SMALL HAND AND POWER TOOLS.

ACCOUNT 211, REPAIR AND MAINTENANCE – PROVIDES PLAYGROUND REPAIR PARTS, ADA COMPLIANT PLAYGROUND SURFACING AND CAPITAL ASSET MAINTENANCE ITEMS.

ACCOUNT 231, PROFESSIONAL AND TECHNICAL SERVICES INCLUDES CONTRACT MOWING OF MEDIANS AND RIGHT-OF-WAYS.

ADDED ONE GROUNDSKEEPER FOR THE PUBLIC SAFETY FACILITY (TO BE HIRED IN JANUARY 2020). RECLASSIFIED ADMINISTRATIVE ASSISTANT I TO AN ADMINISTRATIVE ASSISTANT II IN FY19-20.

## PERSONNEL

CLASSIFICATION	SALARY BI-WKLY	PERSONNEL		
		17/18	18/19	19/20
LANDSCAPE SUPV	GE09	1	1	1
LANDSCAPE TECH II	GE06	4	4	4
ADMIN ASST II	GE06	0	0	1
ADMIN ASST I	GE05	1	1	0
GROUNDSKEEPER	GE03	<u>3</u>	<u>3</u>	<u>4</u>
<b>TOTAL</b>		<u>9</u>	<u>9</u>	<u>10</u>

## CAPITAL OUTLAY

ACCT NO.	ITEM	A/R	QTY	BUDGET AMOUNT
312	MEDIAN HERBICIDE SPRAYER	A	1	16,450
312	GATOR, UTILITY VEHICLE	R	1	9,121
312	GRASSHOPPER Z-TURN MOWER	R	1	<u>14,383</u>
<b>TOTAL</b>				<u>39,954</u>

## FUNDING SOURCE

CLASSIFICATION	ADOPTED	
	TOTAL 19/20	GENERAL
PERSONNEL SERVICES	494,799	494,799
MATERIALS & SUPPLIES	46,080	46,080
OTHER SERVICES & CHARGES	87,030	87,030
CAPITAL OUTLAY	<u>39,954</u>	<u>39,954</u>
<b>TOTAL DOLLARS</b>	<u>667,863</u>	<u>667,863</u>

SUMMARY OF EXPENDITURES

DEPARTMENT: PARKS & RECREATION      ACTIVITY NO.: 54  
 DIVISION OR ACTIVITY: ATHLETIC & LANDSCAPE MAIN.

ACCT. NO.	ACCOUNT TITLE	2017-2018 ACTUAL EXPENDITURES	2018-2019 ADOPTED BUDGET	2018-2019 EXPENDITURES ESTIMATE	2019-2020 PROPOSED BUDGET
PERSONNEL SERVICES					
101	SALARIES AND WAGES	273,324	292,010	286,130	316,106
102	DIFFERENTIAL/LEADMAN PAY	0	0	0	0
103	SICK LEAVE-PAY IN LIEU	620	850	1,062	1,000
104	CONTRACT LABOR	45,547	49,000	46,038	47,000
105	MAYOR & COUNCIL SALARIES	0	0	0	0
106	PART-TIME	0	0	0	0
108	OVERTIME	6,993	6,125	3,297	7,000
110	UNEMPLOYMENT CONTRIBUTION	533	550	650	750
111	F.I.C.A.	19,399	21,447	20,840	23,212
112	WORKERS COMPENSATION	1,080	1,200	3,819	2,200
113	GROUP LIFE & HOSP	47,491	47,806	45,350	52,345
114	CITY RETIREMENT PLAN	28,385	30,470	29,903	32,936
116	POLICE PENSION PLAN	0	0	0	0
117	FIREFIGHTER'S PENSION	0	0	0	0
118	LONGEVITY	11,119	11,835	11,835	12,250
119	HOLIDAY PAY	0	0	0	0
121	UNIFORM MAINTENANCE	0	0	0	0
197	EDUCATIONAL INCENTIVE	0	0	0	0
		\$434,491	\$461,293	\$448,924	\$494,799
MATERIALS AND SUPPLIES					
201	SUPPLIES, TOOLS, EQUIP	9,992	9,500	8,800	9,500
204	PETROLEUM PRODUCTS	0	0	0	0
205	CHEMICALS	10,354	9,500	9,500	10,275
211	REPAIR AND MAINTENANCE	17,896	18,600	18,600	21,900
212	CONTRACTUAL MAINTENANCE	0	0	0	0
214	MAINT MATERL-MOTIVE EQUIP	0	0	0	0
216	UNIFORM AND CLOTHING	853	3,455	3,385	4,405
		\$39,095	\$41,055	\$40,285	\$46,080
OTHER SERVICES & CHARGES					
221	RENTAL, PUBL, PRINTING	0	1,000	650	1,000
230	CONTINGENCY	0	0	0	0
231	PROF & TECHNICAL SERVICE	66,000	84,400	84,400	84,800
241	TELEPHONE & POSTAGE	577	700	700	700
248	ELECTRICITY & NAT GAS	0	0	0	0
251	INSURANCE	0	0	0	0
264	DUES & MEMBERSHIPS	0	0	0	0
265	TRAINING AND TRAVEL	0	380	350	430
272	ELECTION EXPENSE	0	0	0	0
278	CDBG CONTINGENCY	0	0	0	0
279	OTHER EXPENSES	0	100	2,500	100
299	M&O EXPNS TO OTHER FUNDS	0	0	0	0
		\$66,577	\$86,580	\$88,600	\$87,030
CAPITAL OUTLAY					
310	LEASE PURCHASE AGREEMENT	0	0	0	0
311	MOTIVE EQUIPMENT	0	0	0	0
312	MACHINERY & EQUIPMENT	23,034	0	0	39,954
314	LIBRARY BOOKS	0	0	0	0
321	CONSTRC, IMPRVMT, ADDTN	0	0	0	0
		\$23,034	\$0	\$0	\$39,954
DIVISION TOTALS		\$563,197	\$588,928	\$577,809	\$667,863

# PARKS & RECREATION

**DIVISION: BUILDING MAINTENANCE**

**ACTIVITY NO. 80**

## FUNCTION

THE BUILDING MAINTENANCE DIVISION IS RESPONSIBLE FOR THE PREDICTIVE AND PREVENTIVE MAINTENANCE, REPAIR AND GENERAL HOUSEKEEPING OF ALL CITY OF LAWTON OWN FACILITIES. THIS DIVISION ALSO IS RESPONSIBLE FOR SECURING DILAPIDATED STRUCTURES THROUGHOUT THE CITY OF LAWTON. ACTIVITIES INCLUDE: CONSTRUCTION & REPAIR, CARPENTRY, PLUMBING, HVAC, ELECTRICAL, CONTRACT MAINTENANCE OVERSIGHT, CUSTODIAL TASKS, AND SPECIAL EVENT SUPPORT.

## COMMENTS

ACCOUNT 212 FUNDS THE CITY OF LAWTON'S HEATING AND AIR CONDITIONING SERVICE CONTRACT FOR CITY HALL, LIBRARY, ANNEX BUILDING, POLICE STATION, AND 12 OTHER BUILDINGS. ADDED ONE CUSTODIAN II FOR PUBLIC SAFETY FACILITY FOR FY19-20 (TO BE HIRED IN JANUARY 2020).

## PERSONNEL

CLASSIFICATION	SALARY BI-WKLY	19/20		
		17/18	18/19	19/20
BLDG. MAINT SUPV	GE09	1	1	1
BLDG. CONSTR SPEC	GE06	4	4	4
CUSTODIAN I	GE01	1	1	1
CUSTODIAN I	GE02	4	4	4
CUSTODIAN II	GE03	2	2	3
SENIOR CUSTODIAN	GE07	1	1	1
<i>TOTAL</i>		<u>13</u>	<u>13</u>	<u>14</u>

## CAPITAL OUTLAY

ACCT NO.	ITEM	A/R	QTY	BUDGET AMOUNT
312	AMERICAN FLAGS FOR ELMER THOMAS PARK	R	6	<u>6,000</u>
<b>TOTAL</b>				<u>6,000</u>

## FUNDING SOURCE

CLASSIFICATION	ADOPTED	
	TOTAL 19/20	GENERAL
PERSONNEL SERVICES	601,241	601,241
MATERIALS & SUPPLIES	400,058	400,058
OTHER SERVICES & CHARGES	16,846	16,846
CAPITAL OUTLAY	<u>6,000</u>	<u>6,000</u>
<b>TOTAL DOLLARS</b>	<u>1,024,145</u>	<u>1,024,145</u>

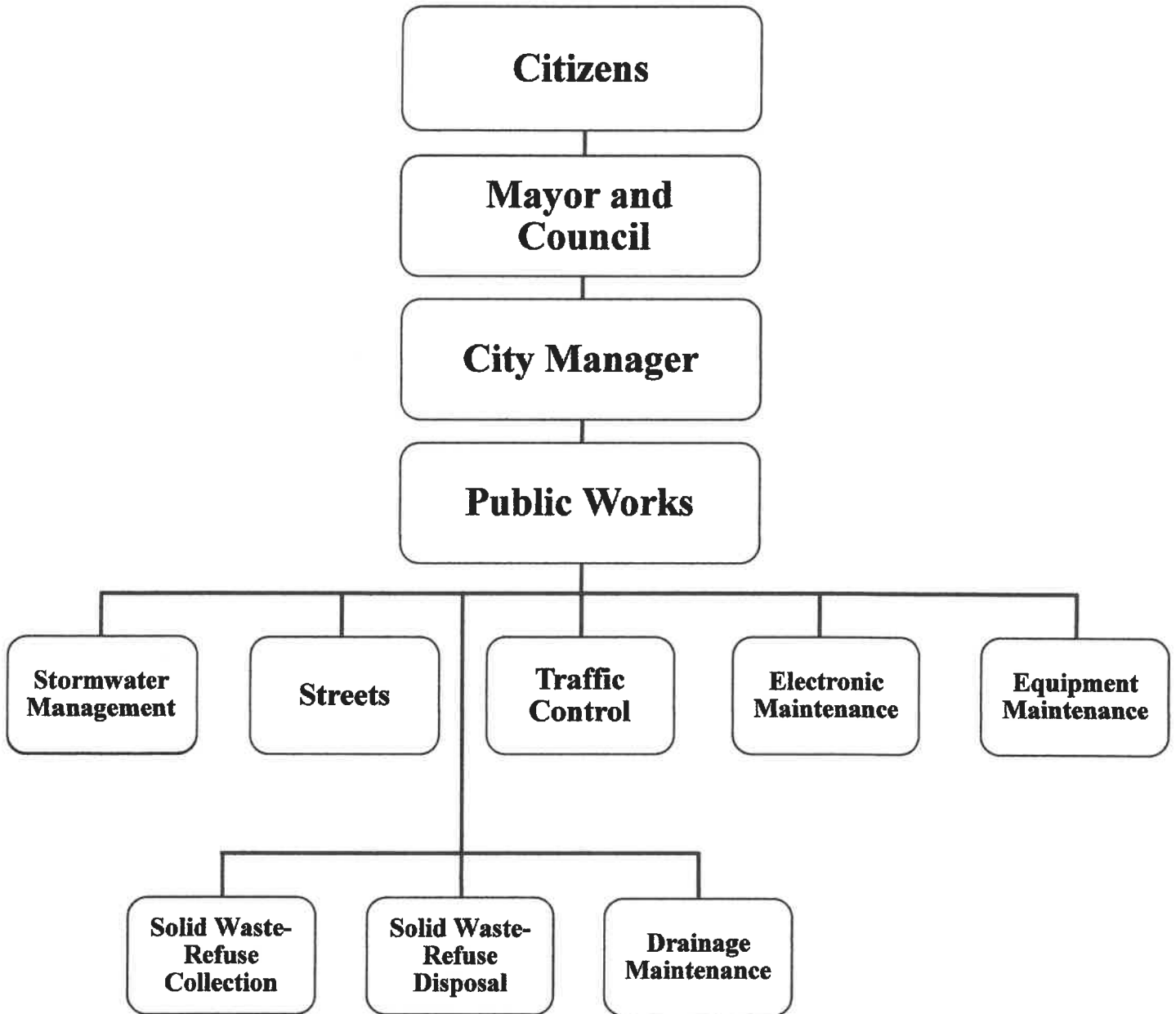
SUMMARY OF EXPENDITURES

DEPARTMENT: PARKS & RECREATION      ACTIVITY NO.: 80  
 DIVISION OR ACTIVITY: BUILDING MAINTENANCE

ACCT. NO.	ACCOUNT TITLE	2017-2018 ACTUAL EXPENDITURES	2018-2019 ADOPTED BUDGET	2018-2019 EXPENDITURES ESTIMATE	2019-2020 PROPOSED BUDGET
PERSONNEL SERVICES					
101	SALARIES AND WAGES	350,975	381,800	378,624	412,506
102	DIFFERENTIAL/LEADMAN PAY	5,986	6,000	6,602	7,000
103	SICK LEAVE-PAY IN LIEU	107	1,000	1,959	2,000
104	CONTRACT LABOR	6,457	6,000	2,300	3,000
105	MAYOR & COUNCIL SALARIES	0	0	0	0
106	PART-TIME	0	0	0	0
108	OVERTIME	14,852	11,000	14,973	15,000
110	UNEMPLOYMENT CONTRIBUTION	770	725	900	1,000
111	F.I.C.A.	23,746	27,949	28,146	30,514
112	WORKERS COMPENSATION	8,266	6,060	2,471	10,000
113	GROUP LIFE & HOSP	69,487	69,828	60,667	74,095
114	CITY RETIREMENT PLAN	35,168	38,705	38,483	41,876
116	POLICE PENSION PLAN	0	0	0	0
117	FIREFIGHTER'S PENSION	0	0	0	0
118	LONGEVITY	4,190	4,250	4,250	4,250
119	HOLIDAY PAY	0	0	0	0
121	UNIFORM MAINTENANCE	0	0	0	0
197	EDUCATIONAL INCENTIVE	0	0	0	0
		\$520,004	\$553,317	\$539,375	\$601,241
MATERIALS AND SUPPLIES					
201	SUPPLIES, TOOLS, EQUIP	17,013	22,800	22,800	22,800
204	PETROLEUM PRODUCTS	0	0	0	0
205	CHEMICALS	24	570	325	325
211	REPAIR AND MAINTENANCE	22,412	26,600	28,000	28,000
212	CONTRACTUAL MAINTENANCE	304,772	343,423	343,423	343,423
214	MAINT MATERL-MOTIVE EQUIP	0	0	0	0
216	UNIFORM AND CLOTHING	1,354	4,950	4,325	5,510
		\$345,575	\$398,343	\$398,873	\$400,058
OTHER SERVICES & CHARGES					
221	RENTAL, PUBL, PRINTING	1,352	1,710	1,600	1,800
230	CONTINGENCY	0	0	0	0
231	PROF & TECHNICAL SERVICE	3,255	4,500	4,500	6,500
241	TELEPHONE & POSTAGE	2,846	3,046	3,000	3,046
248	ELECTRICITY & NAT GAS	3,091	6,300	5,500	5,500
251	INSURANCE	0	0	0	0
264	DUES & MEMBERSHIPS	0	0	0	0
265	TRAINING AND TRAVEL	0	0	0	0
272	ELECTION EXPENSE	0	0	0	0
278	CDBG CONTINGENCY	0	0	0	0
279	OTHER EXPENSES	0	0	0	0
299	M&O EXPNS TO OTHER FUNDS	0	0	0	0
		\$10,544	\$15,556	\$14,600	\$16,846
CAPITAL OUTLAY					
310	LEASE PURCHASE AGREEMENT	0	0	0	0
311	MOTIVE EQUIPMENT	0	0	0	0
312	MACHINERY & EQUIPMENT	8,973	35,930	35,930	6,000
314	LIBRARY BOOKS	0	0	0	0
321	CONSTRC, IMPRVMT, ADDTN	0	0	0	0
		\$8,973	\$35,930	\$35,930	\$6,000
DIVISION TOTALS		\$885,096	\$1,003,146	\$988,778	\$1,024,145



# Public Works



<b>Budget</b>	<b>Full-Time Positions</b>
<b>\$15,286,890</b>	<b>132</b>

# PUBLIC WORKS

**DIVISION: STORMWATER MANAGEMENT**

**ACTIVITY NO. 61**

## FUNCTION

STORMWATER MANAGEMENT IS RESPONSIBLE FOR IMPLEMENTING AND ENFORCING THE FEDERALLY MANDATED STORMWATER PROGRAM TO REDUCE THE DISCHARGE OF POLLUTANTS, PROTECT WATER QUALITY AND SATISFY REQUIREMENTS OF THE CLEAN WATER ACT. THE PROGRAM FOLLOWS THE EPA PHASE II STORMWATER MODEL AND FOCUSES ON SIX MINIMUM CONTROL MEASURES: PUBLIC EDUCATION AND OUTREACH, PUBLIC PARTICIPATION AND INVOLVEMENT, ILLICIT DISCHARGE DETECTION AND ELIMINATION, CONSTRUCTION SITE STORMWATER RUNOFF CONTROL, POST-CONSTRUCTION STORMWATER MANAGEMENT, AND POLLUTION PREVENTION/GOOD HOUSEKEEPING FOR MUNICIPAL OPERATIONS. THE PROGRAM ACCOMPLISHES THESE GOALS BY REACHING OUT TO 22 ELEMENTARY SCHOOLS, PARTNERING WITH CLUBS AND ORGANIZATIONS TO CLEAN STREAMS REMOVING OVER 2,500 GALLONS OF TRASH, PROVIDING A 24-HOUR HOTLINE TO REPORT CONCERNS, MONITORING APPROXIMATELY 150 OUTFALLS AND ENFORCING STORMWATER REGULATIONS ON ALL CONSTRUCTION SITES, ONE ACRE AND LARGER.

## COMMENTS

FUNDED BY \$.75 STORMWATER MANAGEMENT UTILITY FEE. FEE WAS REDUCED FROM \$1.00 TO \$.75 IN FY 13-14.

## PERSONNEL

CLASSIFICATION	SALARY			
	BI-WKLY	17/18	18/19	19/20
*DIRECTOR OF PUBLIC WORKS	E3	1	1	1
*ADMIN ASST III	GE08	1	1	1
ENVIRONMENTAL SPECIALIST	GE15	1	1	1
ENGINEERING ASSOCIATE	GE13	1	1	1
CONSTRUCTION INSPECTOR	GE08	<u>1</u>	<u>1</u>	<u>1</u>
<b>TOTAL</b>		<u>5</u>	<u>5</u>	<u>5</u>
*HALF FUNDED BY STORMWATER / DRAINAGE MAINT				

## CAPITAL OUTLAY

ACCT NO.	ITEM	A/R	QTY	BUDGET AMOUNT
*312	TRUCK, PICKUP, 1/2 TON CREW CAB(REVRB 13)	R	1	<u>32,445</u>
<b>TOTAL</b>				<u>32,445</u>
*STORMWATER MANAGEMENT FUND				

## FUNDING SOURCE

CLASSIFICATION	ADOPTED TOTAL 19/20	STORM WATER MANAGEMENT	DRAINAGE MAINTENANCE
PERSONNEL SERVICES	446,516	347,440	<u>99,076</u>
MATERIALS & SUPPLIES	11,023	11,023	
OTHER SERVICES & CHARGES	22,736	22,736	
CAPITAL OUTLAY	<u>32,445</u>	<u>32,445</u>	
<b>TOTAL DOLLARS</b>	<u>512,720</u>	<u>413,644</u>	<u>99,076</u>

SUMMARY OF EXPENDITURES

DEPARTMENT: PUBLIC WORKS  
 DIVISION OR ACTIVITY: STORMWATER MANAGEMENT

ACTIVITY NO.: 61

ACCT. NO.	ACCOUNT TITLE	2017-2018 ACTUAL EXPENDITURES	2018-2019 ADOPTED BUDGET	2018-2019 EXPENDITURES ESTIMATE	2019-2020 PROPOSED BUDGET
PERSONNEL SERVICES					
101	SALARIES AND WAGES	250,913	329,790	258,492	344,100
102	DIFFERENTIAL/LEADMAN PAY	0	0	0	0
103	SICK LEAVE-PAY IN LIEU	0	500	0	500
104	CONTRACT LABOR	0	0	0	0
105	MAYOR & COUNCIL SALARIES	0	0	0	0
106	PART-TIME	0	0	0	0
108	OVERTIME	0	0	0	0
110	UNEMPLOYMENT CONTRIBUTION	296	300	400	500
111	F.I.C.A.	16,250	23,323	18,379	24,311
112	WORKERS COMPENSATION	600	600	700	800
113	GROUP LIFE & HOSP	32,576	32,392	32,395	32,500
114	CITY RETIREMENT PLAN	26,340	33,875	26,695	35,310
116	POLICE PENSION PLAN	0	0	0	0
117	FIREFIGHTER'S PENSION	0	0	0	0
118	LONGEVITY	8,141	8,455	8,455	8,495
119	HOLIDAY PAY	0	0	0	0
121	UNIFORM MAINTENANCE	0	0	0	0
197	EDUCATIONAL INCENTIVE	0	0	0	0
		\$335,116	\$429,235	\$345,516	\$446,516
MATERIALS AND SUPPLIES					
201	SUPPLIES, TOOLS, EQUIP	2,860	5,000	4,500	4,500
204	PETROLEUM PRODUCTS	1,536	2,500	2,200	2,200
205	CHEMICALS	0	0	0	0
211	REPAIR AND MAINTENANCE	0	700	500	500
212	CONTRACTUAL MAINTENANCE	1,570	2,173	2,173	2,173
214	MAINT MATERL-MOTIVE EQUIP	368	500	400	350
216	UNIFORM AND CLOTHING	341	1,300	750	1,300
		\$6,675	\$12,173	\$10,523	\$11,023
OTHER SERVICES & CHARGES					
221	RENTAL, PUBL, PRINTING	3,223	4,000	3,000	4,000
230	CONTINGENCY	0	0	0	0
231	PROF & TECHNICAL SERVICE	1,050	4,500	2,500	4,000
241	TELEPHONE & POSTAGE	3,763	5,099	5,000	5,000
248	ELECTRICITY & NAT GAS	0	0	0	0
251	INSURANCE	0	0	0	0
264	DUES & MEMBERSHIPS	0	0	0	0
265	TRAINING AND TRAVEL	4,907	8,000	7,200	9,736
272	ELECTION EXPENSE	0	0	0	0
278	CDBG CONTINGENCY	0	0	0	0
279	OTHER EXPENSES	0	0	0	0
299	M&O EXPNS TO OTHER FUNDS	0	0	0	0
		\$12,943	\$21,599	\$17,700	\$22,736
CAPITAL OUTLAY					
310	LEASE PURCHASE AGREEMENT	0	0	0	0
311	MOTIVE EQUIPMENT	0	0	0	0
312	MACHINERY & EQUIPMENT	1,239	0	0	32,445
314	LIBRARY BOOKS	0	0	0	0
321	CONSTRC, IMPRVMT, ADDTN	0	0	0	0
		\$1,239	\$0	\$0	\$32,445
DIVISION TOTALS		\$355,973	\$463,007	\$373,739	\$512,720

# PUBLIC WORKS

**DIVISION: STREETS**

**ACTIVITY NO. 72**

## FUNCTION

THE STREET DIVISION IS RESPONSIBLE FOR INSPECTIONS, MAINTENANCE AND REPAIR OF OVER 800 MILES OF DEDICATED STREETS AND ALLEYS BY PERFORMING SEALING, PATCHING, PAVING, RECONSTRUCTION AND SWEEPING. THIS DIVISION IS ALSO RESPONSIBLE FOR REPAIRING UTILITY CUT REPAIRS TO STREETS, SIDEWALKS, DRIVEWAYS AND PARKING LOTS. THE STREET DIVISION PERFORMS RAPID ASSESSMENT OF DAMAGES, MOBILIZATION OF RESOURCES, CLEANUP AND RECOVERY OPERATIONS DURING EMERGENCY SITUATIONS THAT CANNOT BE HANDLED BY ROUTINE MEASURES.

## COMMENTS

ACCOUNT 211, REPAIR AND MAINTENANCE, INCLUDES MATERIALS FOR REPAIRING AND OVERLAYING STREETS.

## PERSONNEL

CLASSIFICATION	SALARY			
	BI-WKLY	17/18	18/19	19/20
STREET SUPT	GE15	1	1	1
STREET FIELD SUPV	GE09	2	2	2
PRINCIPAL EQUIP OPER.	GE07	2	2	2
PW SCHEDULER	GE06	1	1	1
SR EQUIP OPERATOR	GE06	12	12	12
CEMENT FINISHER	GE07	9	9	9
EQUIP OPERATOR	GE05	11	11	11
<i>TOTAL</i>		<u>38</u>	<u>38</u>	<u>38</u>

## CAPITAL OUTLAY

ACCT NO.	ITEM	A/R	QTY	BUDGET AMOUNT
*312	MOTORGRADER (REVRB #36)	R	1	281,551
312	SALT & SAND SPREADER	R	1	16,200
*312	STREET SWEEPER	A	1	270,000
312	30" WALK-BEHIND CONCRETE SAW	R	1	<u>17,820</u>
<b>TOTAL</b>				<u>585,571</u>
	*ROLLING STOCK			

## FUNDING SOURCE

CLASSIFICATION	ADOPTED TOTAL 19/20	GENERAL	ROLLING STOCK
PERSONNEL SERVICES	2,008,360	2,008,360	
MATERIALS & SUPPLIES	1,256,955	1,256,955	
OTHER SERVICES & CHARGES	31,368	31,368	
CAPITAL OUTLAY	<u>585,571</u>	<u>34,020</u>	<u>551,551</u>
<b>TOTAL DOLLARS</b>	<u>3,882,254</u>	<u>3,330,703</u>	<u>551,551</u>

SUMMARY OF EXPENDITURES

DEPARTMENT: PUBLIC WORKS  
 DIVISION OR ACTIVITY: STREETS

ACTIVITY NO.: 72

ACCT. NO.	ACCOUNT TITLE	2017-2018 ACTUAL EXPENDITURES	2018-2019 ADOPTED BUDGET	2018-2019 EXPENDITURES ESTIMATE	2019-2020 PROPOSED BUDGET
PERSONNEL SERVICES					
101	SALARIES AND WAGES	1,114,955	1,294,752	1,057,952	1,370,900
102	DIFFERENTIAL/LEADMAN PAY	3,626	3,000	4,013	4,500
103	SICK LEAVE-PAY IN LIEU	12,494	11,000	11,193	11,500
104	CONTRACT LABOR	9,324	12,500	10,830	12,500
105	MAYOR & COUNCIL SALARIES	0	0	0	0
106	PART-TIME	0	0	0	0
108	OVERTIME	45,990	48,000	57,073	85,000
110	UNEMPLOYMENT CONTRIBUTION	2,251	2,500	2,350	2,500
111	F.I.C.A.	78,340	95,180	79,685	103,450
112	WORKERS COMPENSATION	5,781	15,000	147,965	50,000
113	GROUP LIFE & HOSP	184,332	206,757	135,157	207,000
114	CITY RETIREMENT PLAN	113,660	132,575	108,950	140,310
116	POLICE PENSION PLAN	0	0	0	0
117	FIREFIGHTER'S PENSION	0	0	0	0
118	LONGEVITY	19,683	20,000	20,350	20,700
119	HOLIDAY PAY	0	0	0	0
121	UNIFORM MAINTENANCE	0	0	0	0
197	EDUCATIONAL INCENTIVE	0	0	0	0
		\$1,590,436	\$1,841,264	\$1,635,518	\$2,008,360
MATERIALS AND SUPPLIES					
201	SUPPLIES, TOOLS, EQUIP	29,987	32,000	32,000	32,000
204	PETROLEUM PRODUCTS	757	0	1,200	2,000
205	CHEMICALS	905	1,800	800	1,800
211	REPAIR AND MAINTENANCE	934,888	1,140,000	1,140,000	1,200,000
212	CONTRACTUAL MAINTENANCE	0	0	0	0
214	MAINT MATERL-MOTIVE EQUIP	0	0	0	0
216	UNIFORM AND CLOTHING	5,366	21,810	21,155	21,155
		\$971,903	\$1,195,610	\$1,195,155	\$1,256,955
OTHER SERVICES & CHARGES					
221	RENTAL, PUBL, PRINTING	1,916	5,000	3,000	5,000
230	CONTINGENCY	0	0	0	0
231	PROF & TECHNICAL SERVICE	180	500	360	500
241	TELEPHONE & POSTAGE	2,261	2,000	2,000	2,000
248	ELECTRICITY & NAT GAS	17,728	22,000	22,000	22,000
251	INSURANCE	0	0	0	0
264	DUES & MEMBERSHIPS	0	0	0	0
265	TRAINING AND TRAVEL	526	1,145	800	1,068
272	ELECTION EXPENSE	0	0	0	0
278	CDBG CONTINGENCY	0	0	0	0
279	OTHER EXPENSES	0	800	0	800
299	M&O EXPNS TO OTHER FUNDS	0	0	0	0
		\$22,611	\$31,445	\$28,160	\$31,368
CAPITAL OUTLAY					
310	LEASE PURCHASE AGREEMENT	0	0	0	0
311	MOTIVE EQUIPMENT	0	0	0	0
312	MACHINERY & EQUIPMENT	71,109	387,225	387,225	585,571
314	LIBRARY BOOKS	0	0	0	0
321	CONSTRUC, IMPRVMT, ADDTN	20,846	0	0	0
		\$91,955	\$387,225	\$387,225	\$585,571
	DIVISION TOTALS	\$2,676,905	\$3,455,544	\$3,246,058	\$3,882,254

# PUBLIC WORKS

**DIVISION: TRAFFIC CONTROL**

**ACTIVITY NO. 73**

## FUNCTION

THE TRAFFIC CONTROL DIVISION IS RESPONSIBLE FOR PRODUCING, INSTALLING AND MAINTAINING OVER 20,000 REGULATORY AND NON-REGULATORY SIGNS, INSTALLING AND MAINTAINING VEHICLE AND PEDESTRIAN LANE MARKINGS CONSISTING OF APPROXIMATELY 300 MILES OF PAINT AND OVER 2,000 THERMOPLASTIC SYMBOLS, AND INSTALLING AND MAINTAINING TRAFFIC AND PEDESTRIAN BARRIERS. THIS DIVISION PROVIDES TEMPORARY TRAFFIC CONTROL DURING ROUTINE AND EMERGENCY REPAIR OPERATIONS, COMMUNITY EVENTS AND 13 CITY SANCTIONED EVENTS. THIS DIVISION ALSO ASSISTS THE STREET DIVISION DURING EMERGENCY WEATHER EVENTS.

## COMMENTS

ACCOUNT 211, REPAIR AND MAINTENANCE, INCLUDES MATERIALS FOR MARKING AND SIGNING STREETS.

## PERSONNEL

CLASSIFICATION	SALARY BI-WKLY	17/18	18/19	19/20
FIELD SUPERVISOR	GE09	1	1	1
SR EQUIP OPERATOR	GE06	2	2	2
EQUIP OPERATOR	GE05	3	3	3
LABORER I	GE04	<u>2</u>	<u>2</u>	<u>2</u>
<i>TOTAL</i>		<u>8</u>	<u>8</u>	<u>8</u>

## CAPITAL OUTLAY

ACCT NO.	ITEM	A/R	QTY	BUDGET AMOUNT
312	SPEED TABLES	A	4	<u>24,000</u>
<b>TOTAL</b>				<u>24,000</u>

## FUNDING SOURCE

CLASSIFICATION	ADOPTED TOTAL 19/20	GENERAL
PERSONNEL SERVICES	382,392	382,392
MATERIALS & SUPPLIES	166,420	166,420
OTHER SERVICES & CHARGES	1,030	1,030
CAPITAL OUTLAY	<u>24,000</u>	<u>24,000</u>
<b>TOTAL DOLLARS</b>	<u>573,842</u>	<u>573,842</u>

SUMMARY OF EXPENDITURES

DEPARTMENT: PUBLIC WORKS  
 DIVISION OR ACTIVITY: TRAFFIC CONTROL

ACTIVITY NO.: 73

ACCT. NO.	ACCOUNT TITLE	2017-2018 ACTUAL EXPENDITURES	2018-2019 ADOPTED BUDGET	2018-2019 EXPENDITURES ESTIMATE	2019-2020 PROPOSED BUDGET
PERSONNEL SERVICES					
101	SALARIES AND WAGES	208,699	252,185	210,062	255,600
102	DIFFERENTIAL/LEADMAN PAY	1,089	1,500	522	1,000
103	SICK LEAVE-PAY IN LIEU	226	1,000	2,001	2,000
104	CONTRACT LABOR	0	0	0	0
105	MAYOR & COUNCIL SALARIES	0	0	0	0
106	PART-TIME	0	0	0	0
108	OVERTIME	16,112	25,000	19,556	25,000
110	UNEMPLOYMENT CONTRIBUTION	474	475	600	700
111	F.I.C.A.	14,990	19,679	16,349	19,952
112	WORKERS COMPENSATION	1,780	6,000	6,712	6,500
113	GROUP LIFE & HOSP	37,125	51,209	30,625	42,250
114	CITY RETIREMENT PLAN	20,866	25,527	21,515	26,090
116	POLICE PENSION PLAN	0	0	0	0
117	FIREFIGHTER'S PENSION	0	0	0	0
118	LONGEVITY	2,893	3,084	3,084	3,300
119	HOLIDAY PAY	0	0	0	0
121	UNIFORM MAINTENANCE	0	0	0	0
197	EDUCATIONAL INCENTIVE	0	0	0	0
		\$304,254	\$385,659	\$311,026	\$382,392
MATERIALS AND SUPPLIES					
201	SUPPLIES, TOOLS, EQUIP	10,483	15,500	15,500	15,500
204	PETROLEUM PRODUCTS	0	0	0	0
205	CHEMICALS	0	300	150	300
211	REPAIR AND MAINTENANCE	54,821	108,000	100,000	144,500
212	CONTRACTUAL MAINTENANCE	0	1,200	903	1,200
214	MAINT MATERL-MOTIVE EQUIP	0	0	0	0
216	UNIFORM AND CLOTHING	1,101	4,920	4,920	4,920
		\$66,405	\$129,920	\$121,473	\$166,420
OTHER SERVICES & CHARGES					
221	RENTAL, PUBL, PRINTING	0	250	3	250
230	CONTINGENCY	0	0	0	0
231	PROF & TECHNICAL SERVICE	0	0	0	0
241	TELEPHONE & POSTAGE	0	0	0	0
248	ELECTRICITY & NAT GAS	0	0	0	0
251	INSURANCE	0	0	0	0
264	DUES & MEMBERSHIPS	0	0	0	0
265	TRAINING AND TRAVEL	168	380	380	380
272	ELECTION EXPENSE	0	0	0	400
278	CDBG CONTINGENCY	0	0	0	0
279	OTHER EXPENSES	0	400	0	0
299	M&O EXPNS TO OTHER FUNDS	0	0	0	0
		\$168	\$1,030	\$383	\$1,030
CAPITAL OUTLAY					
310	LEASE PURCHASE AGREEMENT	0	0	0	0
311	MOTIVE EQUIPMENT	0	0	0	0
312	MACHINERY & EQUIPMENT	49,326	0	0	24,000
314	LIBRARY BOOKS	0	0	0	0
321	CONSTRC, IMPRVMT, ADDTN	0	0	0	0
		\$49,326	\$0	\$0	\$24,000
DIVISION TOTALS		\$420,153	\$516,609	\$432,882	\$573,842

# PUBLIC WORKS

**DIVISION: ELECTRONIC MAINTENANCE**

**ACTIVITY NO. 77**

## FUNCTION

THE ELECTRONIC MAINTENANCE DIVISION IS RESPONSIBLE FOR THE INSTALLATION AND MAINTENANCE OF ELECTRONIC EQUIPMENT. THE PRIMARY ACTIVITIES OF THIS DIVISION INCLUDE: MAINTENANCE OF ALL CITY-OWNED TWO-WAY RADIO COMMUNICATIONS SYSTEMS, INCLUDING REMOTE LINKS AND DISPATCH CONSOLES AND ANTENNAS; MAINTENANCE OF THE CITY-WIDE TRAFFIC SIGNAL SYSTEM, INCLUDING SYNCHRONIZERS AND NEW CONTROLLER DESIGN AND FABRICATION; MAINTENANCE OF THE EXPRESSWAY LIGHTING SYSTEM; MAINTENANCE OF THE EMERGENCY MANAGEMENT SIREN SYSTEM; MAINTENANCE OF MANY SMALL ITEMS OF CITY PROPERTY; REPAIR OF ELECTRONIC CONTROLS UTILIZED BY CITY DEPARTMENTS; INSTALLATION OF TELEPHONE AND COMPUTER WIRING IN CITY BUILDINGS; AND REPAIR, MAINTENANCE, AND CALIBRATION OF OTHER ELECTRONIC EQUIPMENT OWNED BY THE CITY AS THE NEED ARISES.

## COMMENTS

ACCOUNT 211, REPAIR AND MAINTENANCE, PROVIDES MATERIAL FOR ALL ELECTRONIC EQUIPMENT INCLUDING RADIOS AND TRAFFIC CONTROL DEVICES, AND INCLUDES FUNDS FOR MAINTAINING TRAFFIC SIGNALS IN COMPLIANCE WITH NATIONAL STANDARDS.

## PERSONNEL

CLASSIFICATION	SALARY BI-WKLY	17/18	18/19	19/20
ELECTRONIC MNT SUPT	GE15	1	1	1
ELECTRONIC TECH	GE09	<u>3</u>	<u>3</u>	<u>3</u>
<i>TOTAL</i>		<u>4</u>	<u>4</u>	<u>4</u>

## CAPITAL OUTLAY

ACCT NO.	ITEM	A/R	QTY	BUDGET AMOUNT
312	RADAR TRAFFIC SIGNS	A	2	<u>5,000</u>
<b>TOTAL</b>				<u><b>5,000</b></u>

## FUNDING SOURCE

CLASSIFICATION	ADOPTED TOTAL 19/20	GENERAL
PERSONNEL SERVICES	336,369	336,369
MATERIALS & SUPPLIES	131,845	131,845
OTHER SERVICES & CHARGES	67,586	67,586
CAPITAL OUTLAY	<u>5,000</u>	<u>5,000</u>
<b>TOTAL DOLLARS</b>	<u><b>540,800</b></u>	<u><b>540,800</b></u>



SUMMARY OF EXPENDITURES

DEPARTMENT: PUBLIC WORKS  
 DIVISION OR ACTIVITY: ELECTRONIC MAINTENANCE

ACTIVITY NO.: 77

ACCT. NO.	ACCOUNT TITLE	2017-2018 ACTUAL EXPENDITURES	2018-2019 ADOPTED BUDGET	2018-2019 EXPENDITURES ESTIMATE	2019-2020 PROPOSED BUDGET
PERSONNEL SERVICES					
101	SALARIES AND WAGES	239,217	236,775	233,378	237,100
102	DIFFERENTIAL/LEADMAN PAY	6,463	7,200	6,309	6,300
103	SICK LEAVE-PAY IN LIEU	24,450	23,477	18,100	0
104	CONTRACT LABOR	0	0	0	0
105	MAYOR & COUNCIL SALARIES	0	0	0	0
106	PART-TIME	0	0	0	0
108	OVERTIME	5,235	4,800	5,743	6,000
110	UNEMPLOYMENT CONTRIBUTION	237	250	350	450
111	F.I.C.A.	19,370	20,204	19,113	18,143
112	WORKERS COMPENSATION	1,714	1,315	2,178	2,500
113	GROUP LIFE & HOSP	38,134	41,222	31,098	28,150
114	CITY RETIREMENT PLAN	27,976	20,884	26,422	24,984
116	POLICE PENSION PLAN	0	0	0	0
117	FIREFIGHTER'S PENSION	0	0	0	0
118	LONGEVITY	16,758	12,742	12,742	12,742
119	HOLIDAY PAY	0	0	0	0
121	UNIFORM MAINTENANCE	0	0	0	0
197	EDUCATIONAL INCENTIVE	0	0	0	0
		\$379,554	\$368,869	\$355,433	\$336,369
MATERIALS AND SUPPLIES					
201	SUPPLIES, TOOLS, EQUIP	1,153	2,650	2,650	2,650
204	PETROLEUM PRODUCTS	0	0	0	0
205	CHEMICALS	0	0	0	0
211	REPAIR AND MAINTENANCE	54,306	83,900	83,000	127,000
212	CONTRACTUAL MAINTENANCE	0	0	0	0
214	MAINT MATERL-MOTIVE EQUIP	0	0	0	0
216	UNIFORM AND CLOTHING	467	2,100	1,500	2,195
		\$55,926	\$88,650	\$87,150	\$131,845
OTHER SERVICES & CHARGES					
221	RENTAL, PUBL, PRINTING	0	200	50	200
230	CONTINGENCY	0	0	0	0
231	PROF & TECHNICAL SERVICE	180	0	0	0
241	TELEPHONE & POSTAGE	1,208	1,566	1,500	1,566
248	ELECTRICITY & NAT GAS	65,208	65,000	63,000	65,000
251	INSURANCE	0	0	0	0
264	DUES & MEMBERSHIPS	0	0	0	0
265	TRAINING AND TRAVEL	0	820	800	820
272	ELECTION EXPENSE	0	0	0	0
278	CDBG CONTINGENCY	0	0	0	0
279	OTHER EXPENSES	0	0	0	0
299	M&O EXPNS TO OTHER FUNDS	0	0	0	0
		\$66,596	\$67,586	\$65,350	\$67,586
CAPITAL OUTLAY					
310	LEASE PURCHASE AGREEMENT	0	0	0	0
311	MOTIVE EQUIPMENT	0	0	0	0
312	MACHINERY & EQUIPMENT	0	25,000	22,412	5,000
314	LIBRARY BOOKS	0	0	0	0
321	CONSTRC, IMPRVMT, ADDTN	0	0	0	0
		\$0	\$25,000	\$22,412	\$5,000
	DIVISION TOTALS	\$502,076	\$550,105	\$530,345	\$540,800

# PUBLIC WORKS

**DIVISION: EQUIPMENT MAINTENANCE**

**ACTIVITY NO. 79**

## FUNCTION

THIS DIVISION IS RESPONSIBLE FOR PROVIDING TOTAL MAINTENANCE OF ALL MOTIVE AND CERTAIN NON-MOTIVE EQUIPMENT OWNED BY THE CITY OF LAWTON. THE PRIMARY ACTIVITIES OF THE DIVISION INCLUDE: IN-HOUSE MAINTENANCE OF MOTIVE AND LIGHT AND HEAVY DUTY VEHICLES TO INCLUDE FIRE AND POLICE VEHICLES, AS WELL AS DIESEL ENGINE REPAIR; CONTROL OF CONTRACT MAINTENANCE OF AUTOMOTIVE, LIGHT AND HEAVY DUTY VEHICLES, SUCH AS BODY WORK AND AUTOMATIC TRANSMISSION REPAIR; MAINTENANCE OF WASH BAYS; CONTROL OF LUBRICATION SERVICES; MAINTENANCE OF TIRES FOR CITY EQUIPMENT; SAFETY INSPECTION OF MOTIVE EQUIPMENT; OPERATION OF FUELING STATION FOR CITY VEHICLES; AND COMPILATION OF MAINTENANCE RECORDS OF CITY MOTIVE AND NON-MOTIVE EQUIPMENT.

## COMMENTS

204 PETROLEUM ACCOUNT IS USED TO FUND FUEL PURCHASES FOR ALL CITY VEHICLES AND EQUIPMENT IN GENERAL FUND DIVISIONS. THE 214 MOTIVE EQUIPMENT MAINTENANCE ACCOUNT IS USED TO FUND REPAIRS TO ALL VEHICLES AND EQUIPMENT IN GENERAL FUND DIVISIONS. RECLASSED ADMINISTRATIVE ASSISTANT I TO AN ADMINISTRATIVE ASSISTANT II FOR FY19-20.

## PERSONNEL

CLASSIFICATION	SALARY BI-WKLY	PERSONNEL		
		17/18	18/19	19/20
EQUIPMT MAINT SUPT	GE15	1	1	1
EQUIP MAINT FLR SUPV.	GE09	2	2	2
AUTO MECHANIC	GE07	4	4	4
DIESEL MECHANIC	GE08	5	5	5
AUTO SERVICE WKR II	GE06	1	1	1
SERVICE TECH	GE05	1	1	1
AUTO SERVICE WKR I	GE04	1	1	1
ADMIN ASST II	GE06	0	0	1
ADMIN ASST I	GE04	1	1	0
<b>TOTAL</b>		<u>16</u>	<u>16</u>	<u>16</u>

## CAPITAL OUTLAY

ACCT NO.	ITEM	A/R	QTY	BUDGET AMOUNT
*312	TRUCK, PICKUP, 1 TON UTILITY BOX (REVRB #40)	R	1	<u>35,542</u>
<b>TOTAL</b>				<u>35,542</u>
	*ROLLING STOCK			

## FUNDING SOURCE

CLASSIFICATION	ADOPTED TOTAL 19/20	GENERAL	ROLLING STOCK
PERSONNEL SERVICES	886,963	886,963	
MATERIALS & SUPPLIES	3,270,290	3,270,290	
OTHER SERVICES & CHARGES	29,318	29,318	
CAPITAL OUTLAY	<u>35,542</u>	0	<u>35,542</u>
<b>TOTAL DOLLARS</b>	<u>4,222,113</u>	<u>4,186,571</u>	<u>35,542</u>

SUMMARY OF EXPENDITURES

DEPARTMENT: PUBLIC WORKS  
 DIVISION OR ACTIVITY: EQUIPMENT MAINTENANCE

ACTIVITY NO.: 79

ACCT. NO.	ACCOUNT TITLE	2017-2018 ACTUAL EXPENDITURES	2018-2019 ADOPTED BUDGET	2018-2019 EXPENDITURES ESTIMATE	2019-2020 PROPOSED BUDGET
PERSONNEL SERVICES					
101	SALARIES AND WAGES	583,873	634,160	597,502	647,500
102	DIFFERENTIAL/LEADMAN PAY	4,203	4,200	4,540	4,600
103	SICK LEAVE-PAY IN LIEU	23,378	7,096	17,612	5,000
104	CONTRACT LABOR	0	0	0	0
105	MAYOR & COUNCIL SALARIES	0	0	0	0
106	PART-TIME	0	0	0	0
108	OVERTIME	6,770	16,000	4,296	13,540
110	UNEMPLOYMENT CONTRIBUTION	948	875	1,050	1,150
111	F.I.C.A.	41,420	46,824	44,155	47,173
112	WORKERS COMPENSATION	15,817	9,659	8,389	12,500
113	GROUP LIFE & HOSP	94,082	95,543	75,186	76,500
114	CITY RETIREMENT PLAN	62,058	65,764	63,150	66,500
116	POLICE PENSION PLAN	0	0	0	0
117	FIREFIGHTER'S PENSION	0	0	0	0
118	LONGEVITY	15,669	16,385	16,385	12,500
119	HOLIDAY PAY	0	0	0	0
121	UNIFORM MAINTENANCE	0	0	0	0
197	EDUCATIONAL INCENTIVE	0	0	0	0
		\$848,218	\$896,506	\$832,265	\$886,963
MATERIALS AND SUPPLIES					
201	SUPPLIES, TOOLS, EQUIP	7,583	17,000	17,000	17,000
204	PETROLEUM PRODUCTS	1,178,061	1,380,000	1,380,000	1,437,574
205	CHEMICALS	3,052	4,300	4,300	4,300
211	REPAIR AND MAINTENANCE	14,488	18,000	18,000	18,000
212	CONTRACTUAL MAINTENANCE	44,795	85,000	85,000	87,620
214	MAINT MATERL-MOTIVE EQUIP	1,329,162	1,500,000	1,750,000	1,700,000
216	UNIFORM AND CLOTHING	1,207	5,500	5,500	5,796
		\$2,578,348	\$3,009,800	\$3,259,800	\$3,270,290
OTHER SERVICES & CHARGES					
221	RENTAL, PUBL, PRINTING	4,682	4,500	4,500	4,590
230	CONTINGENCY	0	0	0	0
231	PROF & TECHNICAL SERVICE	5,576	1,600	1,600	1,580
241	TELEPHONE & POSTAGE	2,841	1,865	1,932	2,373
248	ELECTRICITY & NAT GAS	17,023	18,000	18,000	20,200
251	INSURANCE	0	0	0	0
264	DUES & MEMBERSHIPS	0	0	0	0
265	TRAINING AND TRAVEL	1,216	600	600	575
272	ELECTION EXPENSE	0	0	0	0
278	CDBG CONTINGENCY	0	0	0	0
279	OTHER EXPENSES	0	0	0	0
299	M&O EXPNS TO OTHER FUNDS	0	0	0	0
		\$31,338	\$26,565	\$26,632	\$29,318
CAPITAL OUTLAY					
310	LEASE PURCHASE AGREEMENT	0	0	0	0
311	MOTIVE EQUIPMENT	0	0	0	0
312	MACHINERY & EQUIPMENT	14,036	0	0	35,542
314	LIBRARY BOOKS	0	0	0	0
321	CONSTRC, IMPRVMT, ADDTN	0	0	0	0
		\$14,036	\$0	\$0	\$35,542
	DIVISION TOTALS	\$3,471,940	\$3,932,871	\$4,118,697	\$4,222,113

## PUBLIC WORKS

**DIVISION: SOLID WASTE-REFUSE COLLECTION**

**ACTIVITY NO. 82**

### FUNCTION

THE SOLID WASTE COLLECTION DIVISION IS RESPONSIBLE FOR THE MAINTENANCE AND OPERATION OF A REFUSE COLLECTION SYSTEM THAT PROVIDES TWICE WEEKLY CURBSIDE COLLECTION AND TWICE ANNUAL BULK COLLECTION FOR OVER 26,000 RESIDENTIAL HOMES. THIS DIVISION ALSO PROVIDES COMMERCIAL AND INDUSTRIAL COLLECTION FOR APPROXIMATELY 1200 BUSINESSES WITHIN THE CITY OF LAWTON PROVIDING SERVICE UP TO FIVE DAYS PER WEEK AS WELL AS PROVIDING REFUSE SERVICE FOR ALL CITY OF LAWTON ENTITIES. THIS DIVISION PLAYS A LARGE ROLE IN MANY CITY OF LAWTON SPONSORED EVENTS TO INCLUDE THE ANNUAL TRASH OFF CAMPAIGN, ARTS FOR ALL, INTERNATIONAL FESTIVAL, AND VARIOUS OTHER EVENTS THROUGHOUT THE YEAR.

### COMMENTS

THE SOLID WASTE COLLECTION DIVISION OPERATES THE CITY OF LAWTON WELDING SHOP, WHICH PROVIDES WELDING AND FABRICATION REPAIRS ON EQUIPMENT FOR NUMEROUS CITY DIVISIONS. RECLASSIFIED ONE CONTAINER MAINTENANCE WORKER TO A WELDER/FABRICATOR FOR FY19-20.

### PERSONNEL

CLASSIFICATION	SALARY			
	BI-WKLY	17/18	18/19	19/20
SANITATION SUPT	GE14	1	1	1
FIELD SUPERVISOR	GE09	2	2	2
SANITATION OPERATOR	GE07	25	25	25
WELDER/FABRICATOR	GE08	0	0	1
CONTNR MAINT WKR II	GE06	2	2	1
ADMIN ASST II	GE06	1	1	1
ADMIN ASST I	GE04	1	1	1
SANITATION WORKER	GE03	7	7	7
<b>TOTAL</b>		<u>39</u>	<u>39</u>	<u>39</u>

### CAPITAL OUTLAY

ACCT NO.	ITEM	A/R	QTY	BUDGET AMOUNT
*312	TRUCK, COMPACTOR, SIDE LOAD (REVRB #35)	R	1	338,600
*312	TRUCK, COMPACTOR, REAR LOAD (REVRB #41)	R	1	217,971
*312	TRUCK, CONTAINER, HOOK-HOIST (REVRB #43)	R	1	<u>172,535</u>
<b>TOTAL</b>				<u>729,106</u>
	*ROLLING STOCK			

### FUNDING SOURCE

CLASSIFICATION	ADOPTED TOTAL 19/20	ENTERPRISE	ROLLING STOCK
PERSONNEL SERVICES	1,920,151	1,920,151	
MATERIALS & SUPPLIES	240,337	240,337	
OTHER SERVICES & CHARGES	13,654	13,654	
CAPITAL OUTLAY	<u>729,106</u>	<u>0</u>	<u>729,106</u>
<b>TOTAL DOLLARS</b>	<u>2,903,248</u>	<u>2,174,142</u>	<u>729,106</u>

SUMMARY OF EXPENDITURES

DEPARTMENT: PUBLIC WORKS  
 DIVISION OR ACTIVITY: SOLID WASTE-REFUSE COLLEC

ACTIVITY NO.: 82

ACCT. NO.	ACCOUNT TITLE	2017-2018 ACTUAL EXPENDITURES	2018-2019 ADOPTED BUDGET	2018-2019 EXPENDITURES ESTIMATE	2019-2020 PROPOSED BUDGET
PERSONNEL SERVICES					
101	SALARIES AND WAGES	1,181,724	1,327,240	1,203,796	1,375,000
102	DIFFERENTIAL/LEADMAN PAY	0	0	0	0
103	SICK LEAVE-PAY IN LIEU	851	5,000	4,996	5,000
104	CONTRACT LABOR	0	0	0	0
105	MAYOR & COUNCIL SALARIES	0	0	0	0
106	PART-TIME	0	0	0	0
108	OVERTIME	19,148	10,000	18,663	30,000
110	UNEMPLOYMENT CONTRIBUTION	2,310	2,000	2,400	2,500
111	F.I.C.A.	81,640	94,054	86,218	98,916
112	WORKERS COMPENSATION	54,947	45,000	61,575	62,000
113	GROUP LIFE & HOSP	166,085	195,987	159,651	183,050
114	CITY RETIREMENT PLAN	119,779	135,497	123,152	140,335
116	POLICE PENSION PLAN	0	0	0	0
117	FIREFIGHTER'S PENSION	0	0	0	0
118	LONGEVITY	23,120	22,725	22,725	23,350
119	HOLIDAY PAY	0	0	0	0
121	UNIFORM MAINTENANCE	0	0	0	0
197	EDUCATIONAL INCENTIVE	0	0	0	0
		\$1,649,604	\$1,837,503	\$1,683,176	\$1,920,151
MATERIALS AND SUPPLIES					
201	SUPPLIES, TOOLS, EQUIP	93,353	142,500	135,000	204,237
204	PETROLEUM PRODUCTS	0	0	0	0
205	CHEMICALS	418	1,000	600	600
211	REPAIR AND MAINTENANCE	11,658	13,000	13,000	13,000
212	CONTRACTUAL MAINTENANCE	0	0	0	0
214	MAINT MATERL-MOTIVE EQUIP	0	0	0	0
216	UNIFORM AND CLOTHING	3,922	15,500	15,000	22,500
		\$109,351	\$172,000	\$163,600	\$240,337
OTHER SERVICES & CHARGES					
221	RENTAL, PUBL, PRINTING	1,954	2,000	2,400	2,400
230	CONTINGENCY	0	0	0	0
231	PROF & TECHNICAL SERVICE	0	0	0	0
241	TELEPHONE & POSTAGE	1,723	1,432	1,432	1,632
248	ELECTRICITY & NAT GAS	4,078	4,800	4,800	6,000
251	INSURANCE	0	0	0	0
264	DUES & MEMBERSHIPS	0	0	0	0
265	TRAINING AND TRAVEL	1,550	2,200	2,200	2,622
272	ELECTION EXPENSE	0	0	0	0
278	CDBG CONTINGENCY	0	0	0	0
279	OTHER EXPENSES	0	500	300	1,000
299	M&O EXPNS TO OTHER FUNDS	0	0	0	0
		\$9,305	\$10,932	\$11,132	\$13,654
CAPITAL OUTLAY					
310	LEASE PURCHASE AGREEMENT	1,762,500	851,616	851,616	0
311	MOTIVE EQUIPMENT	0	0	0	0
312	MACHINERY & EQUIPMENT	31,967	5,000	4,350	729,106
314	LIBRARY BOOKS	0	0	0	0
321	CONSTRC, IMPRVMNT, ADDTN	0	0	0	0
		\$1,794,467	\$856,616	\$855,966	\$729,106
	DIVISION TOTALS	\$3,562,727	\$2,877,051	\$2,713,874	\$2,903,248

# PUBLIC WORKS

**DIVISION: SOLID WASTE-REFUSE DISPOSAL**

**ACTIVITY NO. 83**

## FUNCTION

SOLID WASTE DISPOSAL MANAGES AND OPERATES THE CITY OF LAWTON LANDFILL AND IS RESPONSIBLE FOR PROPERLY DISPOSING OF OVER 200,000 TONS OF WASTE ANNUALLY IN A MANNER THAT REDUCES HEALTH AND ENVIRONMENTAL RISKS. RESPONSIBILITIES INCLUDE, BUT ARE NOT LIMITED TO: OPERATION OF LANDFILL GAS COLLECTION SYSTEM, SORTING AND RECYCLING MATERIALS SUCH AS YARD DEBRIS, METAL, TIRES, OIL, PAINT, AND RUBBLE, PROCESSING HOUSEHOLD WASTE, AND PROPERLY DISPOSING OF ACCEPTABLE HAZARDOUS MATERIALS (I.E. NON-FRIABLE ASBESTOS). THE SOLID WASTE DISPOSAL DIVISION MANAGES LANDFILL OPERATIONS ACROSS AN AREA IN EXCESS OF 200 ACRES IN ACCORDANCE OF THE OKLAHOMA DEPARTMENT OF ENVIRONMENTAL QUALITY STANDARDS AND REGULATIONS.

## COMMENTS

ADDED ONE PRINCIPAL EQUIPMENT OPERATOR AND ONE LABORER I FOR FY19-20.

## PERSONNEL

CLASSIFICATION	SALARY BI-WKLY	PERSONNEL		
		17/18	18/19	19/20
LANDFILL SUPT	GE14	1	1	1
FIELD SUPERVISOR	GE09	1	1	1
PRINCIPAL EQUIP OPER	GE07	6	6	7
LANDFILL SCALE ATDNT	GE04	1	1	1
ADMIN ASST I	GE04	1	1	1
LABORER I	GE04H	<u>0</u>	<u>0</u>	<u>1</u>
<b>TOTAL</b>		<u>10</u>	<u>10</u>	<u>12</u>
<i>REGULAR PART-TIME</i>				
LANDFILL ATDNT (20 HR)	GE04	<u>1</u>	<u>1</u>	<u>1</u>
<b>TOTAL PART-TIME</b>		<u>1</u>	<u>1</u>	<u>1</u>

## CAPITAL OUTLAY

ACCT NO.	ITEM	A/R	QTY	BUDGET AMOUNT
321	EMPLOYEE LOCKERS IN BREAKROOM	A	10	8,000
**321	EQUIPMENT WASH FACILITY COMPLETION	A	1	160,000
*312	DOZER, STRAIGHT-BLADE (REVRB #35)	R	1	<u>394,646</u>
<b>TOTAL</b>				<u>562,646</u>
	*ROLLING STOCK			
	**FUND 35			

## FUNDING SOURCE

CLASSIFICATION	ADOPTED TOTAL 19/20	ENTERPRISE	ROLLING STOCK	FUND 35
PERSONNEL SERVICES	728,110	728,110		
MATERIALS & SUPPLIES	73,690	73,690		
OTHER SERVICES & CHARGES	73,242	73,242		
CAPITAL OUTLAY	<u>562,646</u>	<u>8,000</u>	<u>394,646</u>	<u>160,000</u>
<b>TOTAL DOLLARS</b>	<u>1,437,688</u>	<u>883,042</u>	<u>394,646</u>	<u>160,000</u>

## SUMMARY OF EXPENDITURES

DEPARTMENT: PUBLIC WORKS  
DIVISION OR ACTIVITY: SOLID WASTE-REFUSE DISPSL

ACTIVITY NO.: 83

ACCT. NO.	ACCOUNT TITLE	2017-2018 ACTUAL EXPENDITURES	2018-2019 ADOPTED BUDGET	2018-2019 EXPENDITURES ESTIMATE	2019-2020 PROPOSED BUDGET
PERSONNEL SERVICES					
101	SALARIES AND WAGES	383,494	397,785	394,274	463,993
102	DIFFERENTIAL/LEADMAN PAY	0	0	0	0
103	SICK LEAVE-PAY IN LIEU	2,435	3,100	1,230	3,000
104	CONTRACT LABOR	28,026	25,000	22,958	50,000
105	MAYOR & COUNCIL SALARIES	0	0	0	0
106	PART-TIME	11,595	14,000	10,775	14,000
108	OVERTIME	14,491	15,000	21,215	20,000
110	UNEMPLOYMENT CONTRIBUTION	652	575	750	850
111	F.I.C.A.	26,632	30,620	30,478	35,583
112	WORKERS COMPENSATION	5,786	11,015	4,459	7,000
113	GROUP LIFE & HOSP	65,446	60,376	55,969	73,730
114	CITY RETIREMENT PLAN	39,254	41,252	40,713	47,904
116	POLICE PENSION PLAN	0	0	0	0
117	FIREFIGHTER'S PENSION	0	0	0	0
118	LONGEVITY	11,089	11,630	11,630	12,050
119	HOLIDAY PAY	0	0	0	0
121	UNIFORM MAINTENANCE	0	0	0	0
197	EDUCATIONAL INCENTIVE	0	0	0	0
		\$588,900	\$610,353	\$594,451	\$728,110
MATERIALS AND SUPPLIES					
201	SUPPLIES, TOOLS, EQUIP	9,861	12,900	22,000	20,000
204	PETROLEUM PRODUCTS	0	0	0	0
205	CHEMICALS	0	1,000	500	1,000
211	REPAIR AND MAINTENANCE	30,329	32,500	32,500	45,500
212	CONTRACTUAL MAINTENANCE	1,500	2,000	500	2,300
214	MAINT MATERL-MOTIVE EQUIP	19,682	0	0	0
216	UNIFORM AND CLOTHING	814	3,800	3,800	4,890
		\$62,186	\$52,200	\$59,300	\$73,690
OTHER SERVICES & CHARGES					
221	RENTAL, PUBL, PRINTING	4,188	4,500	4,500	4,710
230	CONTINGENCY	0	0	0	0
231	PROF & TECHNICAL SERVICE	25,842	29,000	26,500	26,500
241	TELEPHONE & POSTAGE	2,225	3,018	2,400	10,080
248	ELECTRICITY & NAT GAS	20,106	40,000	25,000	25,000
251	INSURANCE	0	0	0	0
264	DUES & MEMBERSHIPS	0	0	0	0
265	TRAINING AND TRAVEL	9,850	14,000	14,000	6,952
272	ELECTION EXPENSE	0	0	0	0
278	CDBG CONTINGENCY	0	0	0	0
279	OTHER EXPENSES	154	500	0	0
299	M&O EXPNS TO OTHER FUNDS	0	0	0	0
		\$62,365	\$91,018	\$72,400	\$73,242
CAPITAL OUTLAY					
310	LEASE PURCHASE AGREEMENT	0	190,922	190,922	0
311	MOTIVE EQUIPMENT	0	0	0	0
312	MACHINERY & EQUIPMENT	1,500	39,239	39,239	394,646
314	LIBRARY BOOKS	0	0	0	0
321	CONSTRC, IMPRVMT, ADDTN	0	0	0	168,000
		\$1,500	\$230,161	\$230,161	\$562,646
	DIVISION TOTALS	\$714,951	\$983,732	\$956,312	\$1,437,688

# PUBLIC WORKS

**DIVISION: DRAINAGE MAINTENANCE**

**ACTIVITY NO. 85**

## FUNCTION

THE MISSION OF THE DRAINAGE MAINTENANCE DIVISION IS TO PROVIDE RUNOFF MANAGEMENT AND FLOOD CONTROL THROUGH THE OPERATION AND MAINTENANCE OF PUBLIC DRAINAGE SYSTEMS AND RIGHT OF WAYS WITHIN THE CITY OF LAWTON, WITH THE EXCEPTION OF DEDICATED PRIVATE- OR HOMEOWNER ASSOCIATION-MAINTAINED DRAINAGE EASEMENTS. THIS IS ACCOMPLISHED WITH ACTIVITIES SUCH AS DEBRIS MANAGEMENT, EROSION CONTROL, CHANNEL MOWING, CONCRETE REPAIR, HERBICIDE APPLICATION, DITCH GRADING, AND STORM DRAIN PIPE REPAIR. DRAINAGE MAINTENANCE ALSO PROVIDES VECTOR CONTROL THROUGH EDUCATION, LARVICIDE DISTRIBUTION, AND INSECTICIDE FOGGING APPLICATIONS.

## COMMENTS

FUNDING FOR THE PROGRAM IS FROM A \$2.00 ASSESSMENT ON CITY UTILITY BILLS. DURING THE MONTHS OF APRIL TO AUGUST, DRAINAGE MAINTENANCE EMPLOYS SEASONAL CONTRACT LABORERS FOR VEGETATION MANAGEMENT WITHIN DRAINAGE CHANNELS.

## PERSONNEL

CLASSIFICATION	SALARY			
	BI-WKLY	17/18	18/19	19/20
DRAINAGE SUPERINTENDENT	GE14	1	1	1
PRINCIPAL EQUIP OPER	GE07	2	2	2
VECTOR CONTROL TECHNICIAN II	GE07	1	1	1
CEMENT FINISHER	GE07	1	1	1
SR EQUIP OPERATOR	GE06	2	2	2
EQUIPMENT OPERATOR	GE05	2	2	2
PW SCHEDULER	GE06	1	1	1
<b>TOTAL</b>		<u>10</u>	<u>10</u>	<u>10</u>

## CAPITAL OUTLAY

ACCT NO.	ITEM	A/R	QTY	BUDGET AMOUNT
*312	FARM TRACTOR (REVRB #3)	R	1	132,109
*312	FARM TRACTOR (REVRB #7)	R	1	132,109
*312	TRUCK, PICKUP, ½ TON, EXT. CAB (REVRB #5)	R	1	26,064
*312	CULVERT CLEANER	A	1	<u>3,200</u>
<b>TOTAL</b>				<u>293,482</u>
*DRAINAGE MAINT FUND				

## FUNDING SOURCE

CLASSIFICATION	ADOPTED TOTAL 19/20	DRAINAGE
PERSONNEL SERVICES	730,865	730,865
MATERIALS & SUPPLIES	179,000	179,000
OTHER SERVICES & CHARGES	10,878	10,878
CAPITAL OUTLAY	<u>293,482</u>	<u>293,482</u>
<b>TOTAL DOLLARS</b>	<u>1,214,225</u>	<u>1,214,225</u>



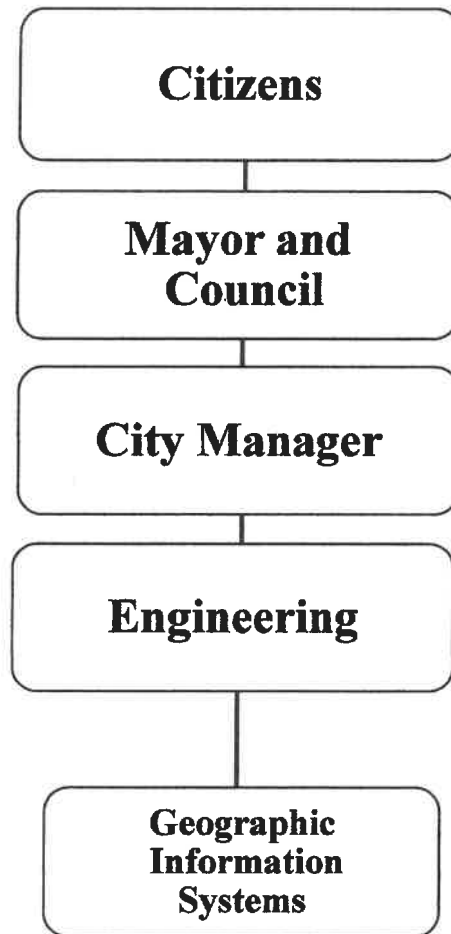
## SUMMARY OF EXPENDITURES

DEPARTMENT: PUBLIC WORKS  
 DIVISION OR ACTIVITY: DRAINAGE MAINTENANCE

ACTIVITY NO.: 85

ACCT. NO.	ACCOUNT TITLE	2017-2018 ACTUAL EXPENDITURES	2018-2019 ADOPTED BUDGET	2018-2019 EXPENDITURES ESTIMATE	2019-2020 PROPOSED BUDGET
PERSONNEL SERVICES					
101	SALARIES AND WAGES	431,571	384,555	448,547	478,000
102	DIFFERENTIAL/LEADMAN PAY	0	0	0	0
103	SICK LEAVE-PAY IN LIEU	179	1,500	0	500
104	CONTRACT LABOR	41,490	58,000	45,163	58,000
105	MAYOR & COUNCIL SALARIES	0	0	0	0
106	PART-TIME	0	0	0	0
108	OVERTIME	1,594	2,000	1,726	2,000
110	UNEMPLOYMENT CONTRIBUTION	592	550	700	800
111	F.I.C.A.	30,367	27,851	32,132	34,230
112	WORKERS COMPENSATION	21,312	21,020	78,012	40,000
113	GROUP LIFE & HOSP	43,813	47,069	33,118	51,390
114	CITY RETIREMENT PLAN	44,244	40,229	46,478	49,495
116	POLICE PENSION PLAN	0	0	0	0
117	FIREFIGHTER'S PENSION	0	0	0	0
118	LONGEVITY	15,784	16,235	16,235	16,450
119	HOLIDAY PAY	0	0	0	0
121	UNIFORM MAINTENANCE	0	0	0	0
197	EDUCATIONAL INCENTIVE	0	0	0	0
		\$630,946	\$599,009	\$702,111	\$730,865
MATERIALS AND SUPPLIES					
201	SUPPLIES, TOOLS, EQUIP	11,288	14,000	14,000	14,000
204	PETROLEUM PRODUCTS	18,206	27,000	26,000	32,000
205	CHEMICALS	23,564	32,500	31,000	32,000
211	REPAIR AND MAINTENANCE	40,247	57,000	57,000	57,000
212	CONTRACTUAL MAINTENANCE	0	0	0	0
214	MAINT MATERL-MOTIVE EQUIP	26,543	42,000	35,000	40,000
216	UNIFORM AND CLOTHING	1,417	4,000	4,000	4,000
		\$121,265	\$176,500	\$167,000	\$179,000
OTHER SERVICES & CHARGES					
221	RENTAL, PUBL, PRINTING	919	3,000	2,800	3,000
230	CONTINGENCY	0	0	0	0
231	PROF & TECHNICAL SERVICE	2,750	4,000	4,000	4,000
241	TELEPHONE & POSTAGE	742	966	800	966
248	ELECTRICITY & NAT GAS	0	0	0	0
251	INSURANCE	0	0	0	0
264	DUES & MEMBERSHIPS	0	0	0	0
265	TRAINING AND TRAVEL	1,429	1,522	1,522	2,912
272	ELECTION EXPENSE	0	0	0	0
278	CDBG CONTINGENCY	0	0	0	0
279	OTHER EXPENSES	0	0	0	0
299	M&O EXPNS TO OTHER FUNDS	0	0	0	0
		\$5,840	\$9,488	\$9,122	\$10,878
CAPITAL OUTLAY					
310	LEASE PURCHASE AGREEMENT	0	0	0	0
311	MOTIVE EQUIPMENT	0	0	0	0
312	MACHINERY & EQUIPMENT	0	70,864	18,000	293,482
314	LIBRARY BOOKS	0	0	0	0
321	CONSTRUC, IMPRVMT, ADDTN	0	0	0	0
		\$0	\$70,864	\$18,000	\$293,482
DIVISION TOTALS		\$758,051	\$855,861	\$896,233	\$1,214,225

# Engineering



<b>Budget</b>	<b>Full-Time Positions</b>
<b>\$1,513,782</b>	<b>15</b>

# ENGINEERING

**DIVISION: ENGINEERING**

**ACTIVITY NO. 24**

## FUNCTION

## COMMENTS

THIS DIVISION IS RESPONSIBLE FOR THE CONSTRUCTION ADMINISTRATION OF CITY CAPITAL OUTLAY, CAPITAL IMPROVEMENT PROGRAM AND OTHER PROJECTS. THESE DUTIES INCLUDE THE SURVEY, DESIGN, RIGHT OF WAY ACQUISITION CONSTRUCTION ADMINISTRATION AND INSPECTION OF PROJECTS. THE DIVISION REVIEWS AND COORDINATES THE PREPARATION OF PLANS AND SPECIFICATIONS BY CONSULTANTS FOR VARIOUS PROJECTS. PROJECTS INCLUDE ALL TYPES OF MUNICIPAL INFRASTRUCTURE SUCH AS STREETS, DRAINAGE, WATER, SEWER AND OTHER SPECIAL PROJECTS. OTHER FUNCTIONS INCLUDE GIS SYSTEM ADMINISTRATION AND UPDATES OF INFRASTRUCTURE MAPS (WATER, SEWER, STREETS, AND DRAINAGE), ARCHIVING OF CITY CONSTRUCTION PLANS, SURVEYING FUNCTIONS FOR THE CITY AND SPECIAL STUDIES AND REPORTS.

## PERSONNEL

## CAPITAL OUTLAY

CLASSIFICATION	SALARY			
	BI-WKLY	17/18	18/19	19/20
DIR OF ENGINEERING	E3	1	1	1
CIVIL ENGINEER	GE17	3	3	3
ASSOC CIVIL ENG	GE13	1	1	1
LAND SURVEYOR	GE15	1	1	1
SR CAD TECH	GE09	1	1	1
RIGHT OF WAY AGENT	GE09	1	1	1
CONSTRUCTION INSP.	GE08	4	4	4
DEVELOPMENT & CONSTRUCTION MANAGER	GE19	1	0	0
ADMIN ASSISTANT III	GE08	1	1	1
<b>TOTAL</b>		<u>14</u>	<u>13</u>	<u>13</u>

ACCT NO.	ITEM	A/R	QTY	BUDGET AMOUNT

## FUNDING SOURCE

CLASSIFICATION	ADOPTED	
	TOTAL 19/20	GENERAL
PERSONNEL SERVICES	1,015,176	1,015,176
MATERIALS & SUPPLIES	27,410	27,410
OTHER SERVICES & CHARGES	130,910	130,910
CAPITAL OUTLAY	0	0
<b>TOTAL DOLLARS</b>	<u>1,209,496</u>	<u>1,209,496</u>

SUMMARY OF EXPENDITURES

DEPARTMENT: ENGINEERING  
 DIVISION OR ACTIVITY: ENGINEERING

ACTIVITY NO.: 24

ACCT. NO.	ACCOUNT TITLE	2017-2018 ACTUAL EXPENDITURES	2018-2019 ADOPTED BUDGET	2018-2019 EXPENDITURES ESTIMATE	2019-2020 PROPOSED BUDGET
PERSONNEL SERVICES					
101	SALARIES AND WAGES	611,193	749,703	600,976	789,950
102	DIFFERENTIAL/LEADMAN PAY	0	0	0	0
103	SICK LEAVE-PAY IN LIEU	2,600	4,500	1,323	2,500
104	CONTRACT LABOR	0	0	0	0
105	MAYOR & COUNCIL SALARIES	0	0	0	0
106	PART-TIME	0	0	0	0
108	OVERTIME	9,829	7,000	11,775	12,000
110	UNEMPLOYMENT CONTRIBUTION	829	825	850	900
111	F.I.C.A.	41,601	51,060	43,237	56,356
112	WORKERS COMPENSATION	1,679	5,500	2,000	4,000
113	GROUP LIFE & HOSP	83,214	78,386	67,058	92,200
114	CITY RETIREMENT PLAN	61,570	106,346	61,490	80,520
116	POLICE PENSION PLAN	0	0	0	0
117	FIREFIGHTER'S PENSION	0	0	0	0
118	LONGEVITY	12,194	12,600	12,600	12,750
119	HOLIDAY PAY	0	0	0	0
121	UNIFORM MAINTENANCE	0	0	0	0
197	EDUCATIONAL INCENTIVE	0	0	0	0
		\$824,709	\$1,015,920	\$801,309	\$1,051,176
MATERIALS AND SUPPLIES					
201	SUPPLIES, TOOLS, EQUIP	4,592	11,000	11,200	11,000
204	PETROLEUM PRODUCTS	0	0	0	0
205	CHEMICALS	0	0	0	0
211	REPAIR AND MAINTENANCE	517	2,500	2,500	2,625
212	CONTRACTUAL MAINTENANCE	11,286	12,000	11,500	12,000
214	MAINT MATERL-MOTIVE EQUIP	0	0	0	0
216	UNIFORM AND CLOTHING	357	1,600	1,600	1,785
		\$16,752	\$27,100	\$26,800	\$27,410
OTHER SERVICES & CHARGES					
221	RENTAL, PUBL, PRINTING	4,986	5,200	5,915	6,050
230	CONTINGENCY	0	0	0	0
231	PROF & TECHNICAL SERVICE	11,370	43,000	92,800	92,800
241	TELEPHONE & POSTAGE	5,296	5,500	5,800	5,985
248	ELECTRICITY & NAT GAS	6,649	8,500	9,700	10,200
251	INSURANCE	0	0	0	0
264	DUES & MEMBERSHIPS	0	0	0	0
265	TRAINING AND TRAVEL	10,879	12,650	11,160	15,875
272	ELECTION EXPENSE	0	0	0	0
278	CDBG CONTINGENCY	0	0	0	0
279	OTHER EXPENSES	0	0	0	0
299	M&O EXPNS TO OTHER FUNDS	0	0	0	0
		\$39,180	\$74,850	\$125,375	\$130,910
CAPITAL OUTLAY					
310	LEASE PURCHASE AGREEMENT	0	0	0	0
311	MOTIVE EQUIPMENT	0	0	0	0
312	MACHINERY & EQUIPMENT	9,608	0	0	0
314	LIBRARY BOOKS	0	0	0	0
321	CONSTRC, IMPRVMT, ADDTN	0	0	0	0
		\$9,608	\$0	\$0	\$0
	DIVISION TOTALS	\$890,249	\$1,117,870	\$953,484	\$1,209,496

# ENGINEERING

**DIVISION: GEOGRAPHIC INFORMATION SYSTEMS**

**ACTIVITY NO: 18**

## FUNCTION

## COMMENTS

THE GEOGRAPHIC INFORMATION SYSTEMS (GIS) DIVISION IS RESPONSIBLE TO THE ENGINEERING DEPARTMENT FOR PROVIDING AN EFFICEINT AND EFFECTIVE GIS IN SUPPORT OF ALL DEPARTMENTS TO AID IN THE DECISION MAKING PROCESS OF CITY GOVERNMENT AND THE PROTECTION AND ASSISTANCE OF THE RESIDENTS OF LAWTON. THIS RESPONSIBLITY IS ACHIEVED BY UTILIZING A COMPUTER SYSTEM SPECIFIC TO GEOGRAPHIC INFORMATION AND THE NECESSARY TECHNICALLY TRAINED PERSONNEL TO PROVIDE UP-TO-DATE INFORMATION READILY ACCESSIBLE TO CITY OFFICIALS.

## PERSONNEL

CLASSIFICATION	SALARY BI-WKLY	19/20		
		17/18	18/19	19/20
GIS ANALYST	GE14	1	1	1
ADA COORDINATOR	GE16	<u>1</u>	<u>1</u>	<u>1</u>
<i>TOTAL</i>		<u>2</u>	<u>2</u>	<u>2</u>

## CAPITAL OUTLAY

ACCT NO.	ITEM	A/R	QTY	BUDGET AMOUNT
*312	DIGITAL AERIAL IMAGERY FOR LAWTON CITY LIMITS W/ 3" RESOLUTION	R	1	<u>35,000</u>
TOTAL				<u>35,000</u>
	*CIP FUNDS			

## FUNDING SOURCE

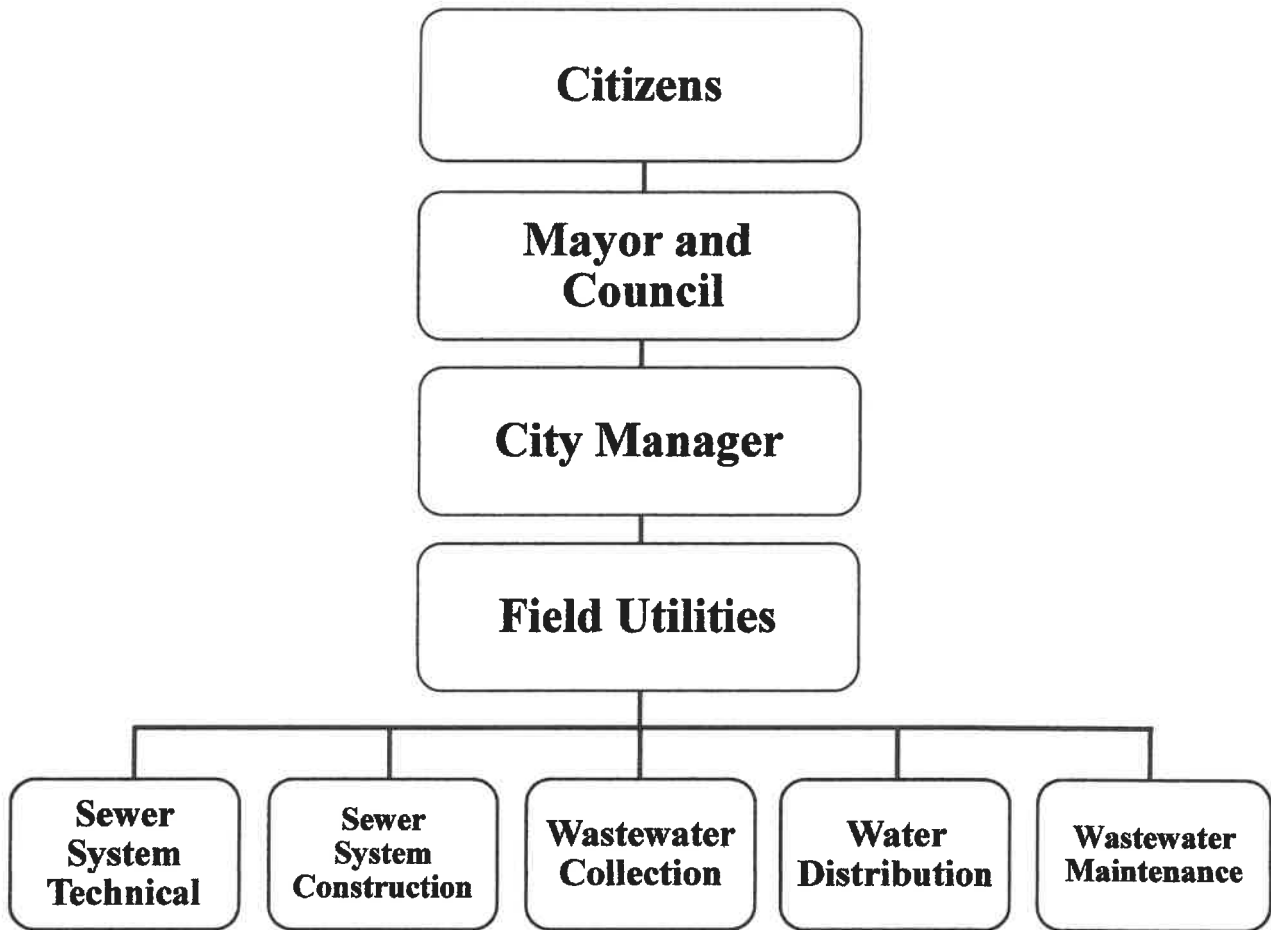
CLASSIFICATION	ADOPTED			
	TOTAL 19/20	GENERAL	ENTERPRISE	CIP
PERSONNEL SERVICES	206,501	82,601	123,900	
MATERIALS & SUPPLIES	57,000	22,800	34,200	
OTHER SERVICES & CHARGES	5,785	2,314	3,471	
CAPITAL OUTLAY	<u>35,000</u>	<u>0</u>	<u>0</u>	<u>35,000</u>
<b>TOTAL DOLLARS</b>	<u>304,286</u>	<u>107,715</u>	<u>161,571</u>	<u>35,000</u>

SUMMARY OF EXPENDITURES

DEPARTMENT: ENGINEERING ACTIVITY NO.: 18  
 DIVISION OR ACTIVITY: GEOGRAPHICAL INFO SYSTEM

ACCT. NO.	ACCOUNT TITLE	2017-2018 ACTUAL EXPENDITURES	2018-2019 ADOPTED BUDGET	2018-2019 EXPENDITURES ESTIMATE	2019-2020 PROPOSED BUDGET
PERSONNEL SERVICES					
101	SALARIES AND WAGES	147,538	152,100	151,409	156,880
102	DIFFERENTIAL/LEADMAN PAY	0	0	0	0
103	SICK LEAVE-PAY IN LIEU	0	0	0	50
104	CONTRACT LABOR	0	0	0	0
105	MAYOR & COUNCIL SALARIES	0	0	0	0
106	PART-TIME	0	0	0	0
108	OVERTIME	0	0	0	0
110	UNEMPLOYMENT CONTRIBUTION	118	110	110	150
111	F.I.C.A.	9,567	10,735	10,687	11,081
112	WORKERS COMPENSATION	240	275	275	300
113	GROUP LIFE & HOSP	19,439	17,964	17,911	17,925
114	CITY RETIREMENT PLAN	15,109	15,592	15,522	16,095
116	POLICE PENSION PLAN	0	0	0	0
117	FIREFIGHTER'S PENSION	0	0	0	0
118	LONGEVITY	3,553	3,815	3,815	4,020
119	HOLIDAY PAY	0	0	0	0
121	UNIFORM MAINTENANCE	0	0	0	0
197	EDUCATIONAL INCENTIVE	0	0	0	0
		\$195,564	\$200,591	\$199,729	\$206,501
MATERIALS AND SUPPLIES					
201	SUPPLIES, TOOLS, EQUIP	1,311	1,620	1,620	1,500
204	PETROLEUM PRODUCTS	0	0	0	0
205	CHEMICALS	0	0	0	0
211	REPAIR AND MAINTENANCE	0	0	0	0
212	CONTRACTUAL MAINTENANCE	50,000	53,000	53,000	55,500
214	MAINT MATERL-MOTIVE EQUIP	0	0	0	0
216	UNIFORM AND CLOTHING	0	0	0	0
		\$51,311	\$54,620	\$54,620	\$57,000
OTHER SERVICES & CHARGES					
221	RENTAL, PUBL, PRINTING	0	200	0	200
230	CONTINGENCY	0	0	0	0
231	PROF & TECHNICAL SERVICE	0	0	0	0
241	TELEPHONE & POSTAGE	1,906	1,901	1,901	1,900
248	ELECTRICITY & NAT GAS	0	0	0	0
251	INSURANCE	0	0	0	0
264	DUES & MEMBERSHIPS	0	0	0	0
265	TRAINING AND TRAVEL	1,612	1,500	4,898	3,685
272	ELECTION EXPENSE	0	0	0	0
278	CDBG CONTINGENCY	0	0	0	0
279	OTHER EXPENSES	0	0	0	0
299	M&O EXPNS TO OTHER FUNDS	0	0	0	0
		\$3,518	\$3,601	\$6,799	\$5,785
CAPITAL OUTLAY					
310	LEASE PURCHASE AGREEMENT	0	0	0	0
311	MOTIVE EQUIPMENT	0	0	0	0
312	MACHINERY & EQUIPMENT	14,846	0	0	35,000
314	LIBRARY BOOKS	0	0	0	0
321	CONSTRC, IMPRVMNT, ADDTN	0	0	0	0
		\$14,846	\$0	\$0	\$35,000
DIVISION TOTALS		\$265,239	\$258,812	\$261,148	\$304,286

# Field Utilities



<b>Budget</b>	<b>Full-Time Positions</b>
<b>\$9,777,965</b>	<b>81</b>

## FIELD UTILITIES

**DIVISION: SEWER SYSTEM TECHNICAL**

**ACTIVITY NO. 37**

### FUNCTION

A DIVISION OF THE FIELD UTILITY MAINTENANCE & CONSTRUCTION DEPT (ESTABLISHED JULY 1, 2017) THE DIVISION WAS ESTABLISHED IN MAY OF 1998 AND IS CURRENTLY PERFORMING DESIGN WORK FOR THE PHASE III OF THE SEWER REHABILITATION PROGRAM.

THE DIVISION IS RESPONSIBLE FOR MANAGEMENT OF THE WASTEWATER COLLECTION SYSTEM REHABILITATION/ REPLACEMENT AND EXPANSION PROJECTS TO INCLUDE DESIGN, HYDRAULIC MODELING, SURVEY, CONSTRUCTION INSPECTION, PRIVATE SERVICE REMEDIATION, AND THE FACILITATION OF PAY REQUESTS WITH THE OWRB FOR SRF LOANS AND PROCESSING PAPERWORK FOR REIMBURSEMENT FOR DAMAGES TO THE WASTEWATER COLLECTION SYSTEM THROUGH FEMA.

ALL UTILITY LINE LOCATES ARE PERFORMED BY THIS DIVISION FOR WATER, SEWER AND STORM SEWER.

### COMMENTS

THIS DIVISION IS FUNDED BY THE PHASE III SEWER REHABILITATION PROGRAM THROUGH THE 2016 CAPITAL IMPROVEMENTS PROGRAM AND SRF LOANS FROM THE OWRB TO BE REPAYED BY A \$2.35 PER MONTH SEWER CHARGE.

### PERSONNEL

CLASSIFICATION	SALARY BI-WKLY	17/18	18/19	19/20
CIVIL ENGINEER	GE16	1	1	1
CONSTRUCTION INSP.	GE08	2	2	2
SURVEY PARTY CHIEF	GE09	1	1	1
CAD TECHNICIAN	GE07	1	1	1
UTILITY COORDINATOR	GE06	1	1	1
<i>TOTAL</i>		<u>6</u>	<u>6</u>	<u>6</u>

### CAPITAL OUTLAY

ACCT NO.	ITEM	A/R	QTY	BUDGET AMOUNT

### FUNDING SOURCE

CLASSIFICATION	ADOPTED TOTAL 19/20	SEWER REHAB FUND
PERSONNEL SERVICES	405,765	405,765
MATERIALS & SUPPLIES	76,406	76,406
OTHER SERVICES & CHARGES	160,550	160,550
CAPITAL OUTLAY	<u>0</u>	<u>0</u>
<b>TOTAL DOLLARS</b>	<u>642,721</u>	<u>642,721</u>



SUMMARY OF EXPENDITURES

DEPARTMENT: FIELD UTILITIES  
 DIVISION OR ACTIVITY: SEWER SYSTEM TECH DIV

ACTIVITY NO.: 37

ACCT. NO.	ACCOUNT TITLE	2017-2018 ACTUAL EXPENDITURES	2018-2019 ADOPTED BUDGET	2018-2019 EXPENDITURES ESTIMATE	2019-2020 PROPOSED BUDGET
PERSONNEL SERVICES					
101	SALARIES AND WAGES	292,292	295,425	216,379	285,750
102	DIFFERENTIAL/LEADMAN PAY	0	0	0	0
103	SICK LEAVE-PAY IN LIEU	297	500	0	2,000
104	CONTRACT LABOR	0	0	0	0
105	MAYOR & COUNCIL SALARIES	0	0	0	0
106	PART-TIME	0	0	0	0
108	OVERTIME	56	1,000	188	1,000
110	UNEMPLOYMENT CONTRIBUTION	355	375	375	500
111	F.I.C.A.	20,332	20,994	15,455	20,460
112	WORKERS COMPENSATION	5,720	10,000	22,192	20,000
113	GROUP LIFE & HOSP	36,315	33,908	28,960	38,150
114	CITY RETIREMENT PLAN	29,180	30,382	22,427	29,605
116	POLICE PENSION PLAN	0	0	0	0
117	FIREFIGHTER'S PENSION	0	0	0	0
118	LONGEVITY	7,336	7,890	7,890	8,300
119	HOLIDAY PAY	0	0	0	0
121	UNIFORM MAINTENANCE	0	0	0	0
197	EDUCATIONAL INCENTIVE	0	0	0	0
		\$391,883	\$400,474	\$313,866	\$405,765
MATERIALS AND SUPPLIES					
201	SUPPLIES, TOOLS, EQUIP	11,600	12,500	12,000	12,500
204	PETROLEUM PRODUCTS	2,516	3,200	3,000	3,200
205	CHEMICALS	0	0	0	0
211	REPAIR AND MAINTENANCE	8,273	7,500	8,000	8,000
212	CONTRACTUAL MAINTENANCE	45,221	49,200	49,200	49,200
214	MAINT MATERL-MOTIVE EQUIP	167	700	800	400
216	UNIFORM AND CLOTHING	998	4,731	3,000	3,106
		\$68,775	\$77,831	\$76,000	\$76,406
OTHER SERVICES & CHARGES					
221	RENTAL, PUBL, PRINTING	2,572	1,500	3,500	6,500
230	CONTINGENCY	0	0	0	0
231	PROF & TECHNICAL SERVICE	60,330	63,000	65,000	65,600
241	TELEPHONE & POSTAGE	2,740	4,673	4,600	4,795
248	ELECTRICITY & NAT GAS	0	0	0	0
251	INSURANCE	747	900	820	900
264	DUES & MEMBERSHIPS	0	0	0	0
265	TRAINING AND TRAVEL	4,880	5,000	3,000	7,355
272	ELECTION EXPENSE	0	0	0	0
278	CDBG CONTINGENCY	0	0	0	0
279	OTHER EXPENSES	91,822	59,400	30,000	75,400
299	M&O EXPNS TO OTHER FUNDS	0	0	0	0
		\$163,091	\$134,473	\$106,920	\$160,550
CAPITAL OUTLAY					
310	LEASE PURCHASE AGREEMENT	0	0	0	0
311	MOTIVE EQUIPMENT	0	0	0	0
312	MACHINERY & EQUIPMENT	43,609	35,000	23,000	0
314	LIBRARY BOOKS	0	0	0	0
321	CONSTRC, IMPRVMNT, ADDTN	0	0	0	0
		\$43,609	\$35,000	\$23,000	\$0
DIVISION TOTALS		\$667,358	\$647,778	\$519,786	\$642,721

## FIELD UTILITIES

**DIVISION: SEWER SYSTEM CONSTRUCTION**

**ACTIVITY NO. 38**

### FUNCTION

A DIVISION OF THE FIELD UTILITY MAINTENANCE & CONSTRUCTION DEPT (ESTABLISHED JULY 1, 2017).

THE DIVISION WAS ESTABLISHED IN JANUARY OF 1999. THE DIVISION IS RESPONSIBLE FOR THE CONSTRUCTION OF THE WASTEWATER COLLECTION SYSTEM REHABILITATION/REPLACEMENT AND EXPANSION PROJECTS. THE DIVISION IS CURRENTLY WORKING ON PHASE III OF THE SEWER REHABILITATION PROGRAM.

### COMMENTS

THIS DIVISION IS FUNDED BY THE PHASE III SEWER REHABILITATION PROGRAM THROUGH THE 2016 CAPITAL IMPROVEMENTS PROGRAM AND SRF LOANS FROM THE OWRB TO BE REPAYED BY A \$2.35 PER MONTH SEWER CHARGE.

### PERSONNEL

CLASSIFICATION	SALARY BI-WKLY	19/20		
		17/18	18/19	19/20
ADMIN ASST III	GE08	1	1	1
DIRECTOR OF FIELD UTILITIES	E3	0	1	1
CONSTRUCTION SUPERINTENDENT	GE14	1	1	1
FLD CONSTR SUPERVSR	GE09	1	1	1
AUTO MECHANIC	GE07	1	1	1
PRIN EQUIP OPERATOR	GE07	4	4	4
SR EQUIP OPERATOR	GE06	13	13	13
LABORER I	GE04	<u>5</u>	<u>5</u>	<u>5</u>
<b>TOTAL</b>		<u>26</u>	<u>27</u>	<u>27</u>

### CAPITAL OUTLAY

NO.	ITEM	A/R	QTY	AMOUNT
*312	TRUCK, PICKUP, ½ TON (REVRB #14)	R	1	40,574
*312	BACKHOE W/ LOADER (REVRB #15)	R	1	105,060
*312	PUMP, TRAILER MOUNTED LIFT STATION (REVRB #17)	R	1	44,785
*312	30" SELF-PROPELLED CONCRETE SAW	R	1	<u>36,000</u>
<b>TOTAL</b>				<u>226,419</u>
	*SEWER REHAB FUND			

### FUNDING SOURCE

CLASSIFICATION	ADOPTED TOTAL 19/20	SEWER REHAB FUND
PERSONNEL SERVICES	1,645,934	1,645,934
MATERIALS & SUPPLIES	2,896,780	2,896,780
OTHER SERVICES & CHARGES	278,532	278,532
CAPITAL OUTLAY	<u>226,419</u>	<u>226,419</u>
<b>TOTAL DOLLARS</b>	<u>5,047,665</u>	<u>5,047,665</u>

SUMMARY OF EXPENDITURES

DEPARTMENT: FIELD UTILITIES                      ACTIVITY NO.: 38  
 DIVISION OR ACTIVITY: SEWER SYS CONSTRUCTION DIV

ACCT. NO.	ACCOUNT TITLE	2017-2018 ACTUAL EXPENDITURES	2018-2019 ADOPTED BUDGET	2018-2019 EXPENDITURES ESTIMATE	2019-2020 PROPOSED BUDGET
PERSONNEL SERVICES					
101	SALARIES AND WAGES	940,690	994,275	944,238	1,050,775
102	DIFFERENTIAL/LEADMAN PAY	0	0	0	0
103	SICK LEAVE-PAY IN LIEU	5,959	13,500	2,901	13,500
104	CONTRACT LABOR	112,802	140,000	125,433	120,000
105	MAYOR & COUNCIL SALARIES	0	0	0	0
106	PART-TIME	0	0	0	0
108	OVERTIME	91,986	92,000	78,942	95,000
110	UNEMPLOYMENT CONTRIBUTION	1,540	1,350	1,600	1,700
111	F.I.C.A.	68,462	77,400	72,017	81,211
112	WORKERS COMPENSATION	34,445	26,500	5,369	26,500
113	GROUP LIFE & HOSP	166,370	162,052	114,484	140,150
114	CITY RETIREMENT PLAN	85,880	102,197	95,829	107,398
116	POLICE PENSION PLAN	0	0	0	0
117	FIREFIGHTER'S PENSION	0	0	0	0
118	LONGEVITY	11,970	14,190	11,150	9,700
119	HOLIDAY PAY	0	0	0	0
121	UNIFORM MAINTENANCE	0	0	0	0
197	EDUCATIONAL INCENTIVE	0	0	0	0
		\$1,520,104	\$1,623,464	\$1,451,963	\$1,645,934
MATERIALS AND SUPPLIES					
201	SUPPLIES, TOOLS, EQUIP	83,651	82,000	97,000	88,000
204	PETROLEUM PRODUCTS	71,419	72,000	91,000	88,000
205	CHEMICALS	510	900	500	900
211	REPAIR AND MAINTENANCE	1,506,081	2,100,000	2,050,000	2,500,580
212	CONTRACTUAL MAINTENANCE	0	0	0	0
214	MAINT MATERL-MOTIVE EQUIP	154,601	180,000	192,000	195,000
216	UNIFORM AND CLOTHING	9,937	19,170	19,000	24,300
		\$1,826,199	\$2,454,070	\$2,449,500	\$2,896,780
OTHER SERVICES & CHARGES					
221	RENTAL, PUBL, PRINTING	123,074	150,000	85,000	140,000
230	CONTINGENCY	0	40,000	40,000	100,000
231	PROF & TECHNICAL SERVICE	0	0	0	0
241	TELEPHONE & POSTAGE	3,517	3,765	4,200	5,260
248	ELECTRICITY & NAT GAS	10,535	10,000	13,600	14,000
251	INSURANCE	0	0	0	0
264	DUES & MEMBERSHIPS	0	0	0	0
265	TRAINING AND TRAVEL	9,255	13,000	13,000	18,872
272	ELECTION EXPENSE	0	0	0	0
278	CDBG CONTINGENCY	0	0	0	0
279	OTHER EXPENSES	0	400	100	400
299	M&O EXPNS TO OTHER FUNDS	0	0	0	0
		\$146,381	\$217,165	\$155,900	\$278,532
CAPITAL OUTLAY					
310	LEASE PURCHASE AGREEMENT	0	0	0	0
311	MOTIVE EQUIPMENT	0	0	0	0
312	MACHINERY & EQUIPMENT	595,319	280,330	268,000	226,419
314	LIBRARY BOOKS	0	0	0	0
321	CONSTRC, IMPRVMT, ADDTN	0	0	0	0
		\$595,319	\$280,330	\$268,000	\$226,419
DIVISION TOTALS		\$4,088,003	\$4,575,029	\$4,325,363	\$5,047,665

## FIELD UTILITIES

**DIVISION: WASTEWATER COLLECTION**

**ACTIVITY NO. 74**

### FUNCTION

### COMMENTS

A DIVISION OF THE FIELD UTILITY MAINTENANCE & CONSTRUCTION DEPT (ESTABLISHED JULY 1, 2017). THE DIVISION IS RESPONSIBLE FOR MAINTAINING THE WASTEWATER COLLECTION SYSTEM (APPROX 425 MILES OF MAINLINE PIPE AND 7 WASTEWATER LIFT STATIONS). THE DIVISION PERFORMS PREVENTATIVE MAINTENANCE, CLEANING (PM) AND RESPONDS TO SEWER STOPPAGE CALLS AND ANSWERS CALLS FROM RESIDENTS 24 HOURS A DAY/7 DAYS A WEEK.

### PERSONNEL

### CAPITAL OUTLAY

CLASSIFICATION	SALARY BI-WKLY	19/20		
		17/18	18/19	19/20
WW COLL. SUPT.	GE14	1	1	1
FIELD SUPERVISOR	GE09	1	1	1
CONSTRUCTION INSPECTOR	GE08	1	0	0
PRIN EQUIP OPERATOR	GE07	2	2	2
SR EQUIP OPERATOR	GE06	2	2	2
<b>TOTAL</b>		<u>14</u>	<u>13</u>	<u>13</u>

ACCT NO.	ITEM	A/R	QTY	BUDGET AMOUNT

### FUNDING SOURCE

CLASSIFICATION	ADOPTED	
	TOTAL 19/20	ENTERPRISE
PERSONNEL SERVICES	695,645	695,645
MATERIALS & SUPPLIES	91,588	91,588
OTHER SERVICES & CHARGES	27,646	27,646
CAPITAL OUTLAY	0	0
<b>TOTAL DOLLARS</b>	<u>814,879</u>	<u>814,879</u>

SUMMARY OF EXPENDITURES

DEPARTMENT: FIELD UTILITIES                      ACTIVITY NO.: 74  
 DIVISION OR ACTIVITY: WASTEWATER COLLECTION

ACCT. NO.	ACCOUNT TITLE	2017-2018 ACTUAL EXPENDITURES	2018-2019 ADOPTED BUDGET	2018-2019 EXPENDITURES ESTIMATE	2019-2020 PROPOSED BUDGET
PERSONNEL SERVICES					
101	SALARIES AND WAGES	407,700	456,422	373,020	462,900
102	DIFFERENTIAL/LEADMAN PAY	13,081	15,000	9,648	12,000
103	SICK LEAVE-PAY IN LIEU	1,612	1,000	623	1,000
104	CONTRACT LABOR	0	0	0	5,000
105	MAYOR & COUNCIL SALARIES	0	0	0	0
106	PART-TIME	0	0	0	0
108	OVERTIME	31,345	35,000	17,983	20,000
110	UNEMPLOYMENT CONTRIBUTION	829	800	900	1,000
111	F.I.C.A.	30,874	35,861	28,382	34,945
112	WORKERS COMPENSATION	19,472	22,000	10,012	21,000
113	GROUP LIFE & HOSP	57,687	86,352	49,110	82,500
114	CITY RETIREMENT PLAN	40,306	46,530	38,152	47,200
116	POLICE PENSION PLAN	0	0	0	0
117	FIREFIGHTER'S PENSION	0	0	0	0
118	LONGEVITY	11,548	7,878	7,878	8,100
119	HOLIDAY PAY	0	0	0	0
121	UNIFORM MAINTENANCE	0	0	0	0
197	EDUCATIONAL INCENTIVE	0	0	0	0
		<b>\$614,454</b>	<b>\$706,843</b>	<b>\$535,708</b>	<b>\$695,645</b>
MATERIALS AND SUPPLIES					
201	SUPPLIES, TOOLS, EQUIP	15,166	15,000	15,000	20,000
204	PETROLEUM PRODUCTS	0	0	0	0
205	CHEMICALS	5,078	10,000	9,500	11,400
211	REPAIR AND MAINTENANCE	40,186	48,000	48,000	50,000
212	CONTRACTUAL MAINTENANCE	750	1,855	750	1,950
214	MAINT MATERL-MOTIVE EQUIP	0	0	0	0
216	UNIFORM AND CLOTHING	3,004	7,174	7,174	8,238
		<b>\$64,184</b>	<b>\$82,029</b>	<b>\$80,424</b>	<b>\$91,588</b>
OTHER SERVICES & CHARGES					
221	RENTAL, PUBL, PRINTING	1,229	1,020	1,020	1,295
230	CONTINGENCY	0	0	0	0
231	PROF & TECHNICAL SERVICE	980	1,045	1,070	1,090
241	TELEPHONE & POSTAGE	3,350	3,832	3,000	3,200
248	ELECTRICITY & NAT GAS	18,538	19,000	19,000	19,500
251	INSURANCE	0	0	0	0
264	DUES & MEMBERSHIPS	0	0	0	0
265	TRAINING AND TRAVEL	213	1,449	1,449	2,086
272	ELECTION EXPENSE	0	0	0	0
278	CDBG CONTINGENCY	0	0	0	0
279	OTHER EXPENSES	495	475	475	475
299	M&O EXPNS TO OTHER FUNDS	0	0	0	0
		<b>\$24,805</b>	<b>\$26,821</b>	<b>\$26,014</b>	<b>\$27,646</b>
CAPITAL OUTLAY					
310	LEASE PURCHASE AGREEMENT	0	0	0	0
311	MOTIVE EQUIPMENT	0	0	0	0
312	MACHINERY & EQUIPMENT	372,140	57,857	57,000	0
314	LIBRARY BOOKS	0	0	0	0
321	CONSTRC, IMPRVMT, ADDTN	0	0	0	0
		<b>\$372,140</b>	<b>\$57,857</b>	<b>\$57,000</b>	<b>\$0</b>
	DIVISION TOTALS	<b>\$1,075,583</b>	<b>\$873,550</b>	<b>\$699,146</b>	<b>\$814,879</b>

## FIELD UTILITIES

**DIVISION: WATER DISTRIBUTION**

**ACTIVITY NO. 78**

### FUNCTION

A DIVISION OF THE FIELD UTILITY MAINTENANCE & CONSTRUCTION DEPT (ESTABLISHED JULY 1, 2017). THE DIVISION IS RESPONSIBLE FOR OPERATING AND MAINTAINING THE WATER DISTRIBUTION SYSTEM INCLUDING TRANSMISSION MAINS (APPROX 50 MILES), DISTRIBUTION LINES (APPROX 650 MILES), PUMP STATIONS (3), AND ELEVATED STORAGE TANKS (6). THE DIVISION PERFORMS REPAIR & MAINTENANCE ON ALL LINES AS WELL AS VALVES (12,000) AND FIRE HYDRANTS (4,500). THE DIVISION OPERATES 24 HOURS A DAY/7 DAYS A WEEK.

### COMMENTS

THE METER TECHNICIAN POSITION HAS BEEN MOVED TO UTILITY SERVICES FOR FY19-20. THIS WILL ALLOW FOR MORE TIMELY REPAIRS OF UTILITY CUTS AND ALSO ALLOW THE STREETS DIVISION TO CONCENTRATE ON STREET MAINTENANCE.

### PERSONNEL

CLASSIFICATION	SALARY			
	BI-WKLY	17/18	18/19	19/20
WATER DISTR. SUPT	GE15	1	1	1
FIELD SUPERVISOR	GE09	2	2	2
PUMP STAT. MECHANIC	GE07	1	1	1
PRIN EQUIP OPERATOR	GE07	8	8	8
P W SCHEDULER	GE06	1	1	1
METER TECHNICIAN	GE06	1	1	0
SR EQUIP OPERATOR	GE06	9	9	9
LABORER I	GE04	2	2	2
DISPATCHER (P WRKS)	GE03	1	1	1
<b>TOTAL</b>		<u>26</u>	<u>26</u>	<u>25</u>

### CAPITAL OUTLAY

ACCT NO.	ITEM	A/R	QTY	BUDGET AMOUNT
312	COMPACT LX VALVE EXERCISER 700'	A	1	<u>22,300</u>
<b>TOTAL</b>				<u>22,300</u>

### FUNDING SOURCE

CLASSIFICATION	ADOPTED	
	TOTAL 19/20	ENTERPRISE
PERSONNEL SERVICES	1,506,216	1,506,216
MATERIALS & SUPPLIES	846,736	846,736
OTHER SERVICES & CHARGES	220,114	220,114
CAPITAL OUTLAY	<u>22,300</u>	<u>22,300</u>
<b>TOTAL DOLLARS</b>	<u>2,595,366</u>	<u>2,595,366</u>

## SUMMARY OF EXPENDITURES

 DEPARTMENT: FIELD UTILITIES  
 DIVISION OR ACTIVITY: WATER DISTRIBUTION

ACTIVITY NO.: 78

ACCT. NO.	ACCOUNT TITLE	2017-2018 ACTUAL EXPENDITURES	2018-2019 ADOPTED BUDGET	2018-2019 EXPENDITURES ESTIMATE	2019-2020 PROPOSED BUDGET
PERSONNEL SERVICES					
101	SALARIES AND WAGES	823,241	929,567	785,324	952,100
102	DIFFERENTIAL/LEADMAN PAY	26,220	25,000	26,635	28,000
103	SICK LEAVE-PAY IN LIEU	7,421	39,510	71,180	10,000
104	CONTRACT LABOR	0	0	0	29,000
105	MAYOR & COUNCIL SALARIES	0	0	0	0
106	PART-TIME	0	0	0	0
108	OVERTIME	83,154	85,000	105,640	105,000
110	UNEMPLOYMENT CONTRIBUTION	1,540	1,350	1,600	1,700
111	F.I.C.A.	63,698	76,440	70,394	77,166
112	WORKERS COMPENSATION	28,193	22,077	19,616	25,000
113	GROUP LIFE & HOSP	131,037	156,414	131,845	170,050
114	CITY RETIREMENT PLAN	82,904	98,802	87,545	97,300
116	POLICE PENSION PLAN	0	0	0	0
117	FIREFIGHTER'S PENSION	0	0	0	0
118	LONGEVITY	18,064	18,945	18,945	10,900
119	HOLIDAY PAY	0	0	0	0
121	UNIFORM MAINTENANCE	0	0	0	0
197	EDUCATIONAL INCENTIVE	0	0	0	0
		\$1,265,472	\$1,453,105	\$1,318,724	\$1,506,216
MATERIALS AND SUPPLIES					
201	SUPPLIES, TOOLS, EQUIP	20,453	22,370	22,000	25,320
204	PETROLEUM PRODUCTS	0	0	0	0
205	CHEMICALS	32	3,000	300	3,000
211	REPAIR AND MAINTENANCE	360,114	374,000	368,000	799,000
212	CONTRACTUAL MAINTENANCE	0	0	0	0
214	MAINT MATERL-MOTIVE EQUIP	0	0	0	0
216	UNIFORM AND CLOTHING	9,207	17,250	18,500	19,416
		\$389,806	\$416,620	\$408,800	\$846,736
OTHER SERVICES & CHARGES					
221	RENTAL, PUBL, PRINTING	2,036	3,700	5,200	3,575
230	CONTINGENCY	0	0	0	0
231	PROF & TECHNICAL SERVICE	240	3,500	1,500	4,000
241	TELEPHONE & POSTAGE	3,339	3,325	3,300	3,760
248	ELECTRICITY & NAT GAS	175,639	185,000	220,000	204,300
251	INSURANCE	0	0	0	0
264	DUES & MEMBERSHIPS	0	0	0	0
265	TRAINING AND TRAVEL	2,101	3,000	2,708	3,479
272	ELECTION EXPENSE	0	0	0	0
278	CDBG CONTINGENCY	0	0	0	0
279	OTHER EXPENSES	1,401	1,100	800	1,000
299	M&O EXPNS TO OTHER FUNDS	0	0	0	0
		\$184,756	\$199,625	\$233,508	\$220,114
CAPITAL OUTLAY					
310	LEASE PURCHASE AGREEMENT	0	0	0	0
311	MOTIVE EQUIPMENT	0	0	0	0
312	MACHINERY & EQUIPMENT	188,317	265,123	250,000	22,300
314	LIBRARY BOOKS	0	0	0	0
321	CONSTRUC, IMPRVMT, ADDTN	0	0	0	0
		\$188,317	\$265,123	\$250,000	\$22,300
DIVISION TOTALS		\$2,028,351	\$2,334,473	\$2,211,032	\$2,595,366

## FIELD UTILITIES

**DIVISION: WASTEWATER MAINTENANCE**

**ACTIVITY NO. 86**

### FUNCTION

A DIVISION OF THE FIELD UTILITY MAINTENANCE & CONSTRUCTION DEPT (ESTABLISHED JULY 1, 2017). THE DIVISION IS RESPONSIBLE FOR THE SYSTEM WIDE CLEANING (PM) OF THE WASTEWATER COLLECTION SYSTEM IN AN ATTEMPT TO ELIMINATE ALL UNAUTHORIZED DISCHARGES RESULTED FROM TEMPORARY BLOCKAGES SUCH AS ROOTS AND GREASE AND PERFORMS THE MAJORITY OF ALL CONSTRUCTION POINT REPAIRS AND PLUMBER POINT REPAIRS TO THE CITY OWNED WASTEWATER COLLECTION SYSTEM.

### COMMENTS

THE DIVISION IS PARTIALLY SUPPORTED BY A CHARGE ON UTILITY BILLS FOR THE SEWER SYSTEM IDENTIFIED AS WASTEWATER MAINTENANCE IN THE SCHEDULE OF CHARGES AND IS BASED UPON WATER CONSUMPTION. THE AMOUNT OF FUNDING IS APPROXIMATELY \$118,000 PER YEAR.

### PERSONNEL

CLASSIFICATION	SALARY BI-WKLY	PERSONNEL		
		17/18	18/19	19/20
FIELD SUPERVISOR	GE09	1	1	1
PRIN EQUIP OPERATOR	GE07	4	4	4
PW SCHEDULER	GE06	1	1	1
SR EQUIP OPERATOR	GE06	3	3	3
ADMIN ASST I	GE04	<u>1</u>	<u>1</u>	<u>1</u>
<b>TOTAL</b>		<u>10</u>	<u>10</u>	<u>10</u>

### CAPITAL OUTLAY

ACCT NO.	ITEM	A/R	QTY	BUDGET AMOUNT
312	8x16 & 4x16 ALUMINUM TRENCH BOX SYSTEM	A	1	<u>28,000</u>
<b>TOTAL</b>				<u>28,000</u>

### FUNDING SOURCE

CLASSIFICATION	ADOPTED TOTAL 19/20	GENERAL	WASTEWATER MAINTENANCE
PERSONNEL SERVICES	562,822	444,822	<u>118,000</u>
MATERIALS & SUPPLIES	84,103	84,103	
OTHER SERVICES & CHARGES	2,409	2,409	
CAPITAL OUTLAY	<u>28,000</u>	<u>28,000</u>	
<b>TOTAL DOLLARS</b>	<u>677,334</u>	<u>559,334</u>	<u>118,000</u>



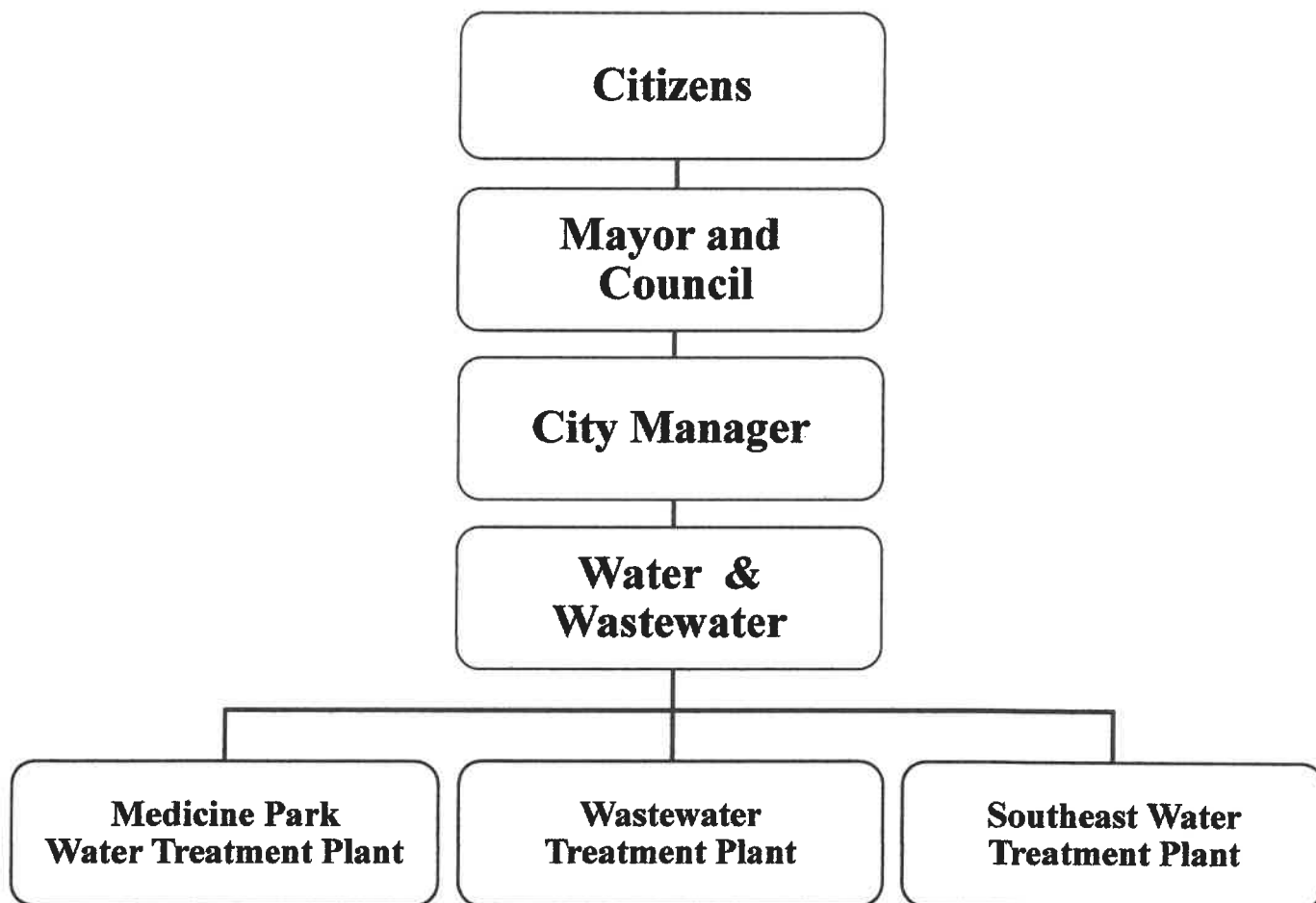
SUMMARY OF EXPENDITURES

DEPARTMENT: FIELD UTILITIES  
 DIVISION OR ACTIVITY: WASTEWATER MAINTENANCE

ACTIVITY NO.: 86

ACCT. NO.	ACCOUNT TITLE	2017-2018 ACTUAL EXPENDITURES	2018-2019 ADOPTED BUDGET	2018-2019 EXPENDITURES ESTIMATE	2019-2020 PROPOSED BUDGET
PERSONNEL SERVICES					
101	SALARIES AND WAGES	291,588	333,685	381,444	372,000
102	DIFFERENTIAL/LEADMAN PAY	7,085	4,000	7,275	7,200
103	SICK LEAVE-PAY IN LIEU	4,874	4,250	572	3,000
104	CONTRACT LABOR	0	0	0	0
105	MAYOR & COUNCIL SALARIES	0	0	0	0
106	PART-TIME	0	0	0	0
108	OVERTIME	31,674	18,000	57,840	40,000
110	UNEMPLOYMENT CONTRIBUTION	592	525	700	800
111	F.I.C.A.	21,987	25,190	31,817	29,977
112	WORKERS COMPENSATION	1,648	2,500	1,300	2,500
113	GROUP LIFE & HOSP	55,071	69,648	61,150	61,100
114	CITY RETIREMENT PLAN	29,361	34,143	38,977	38,295
116	POLICE PENSION PLAN	0	0	0	0
117	FIREFIGHTER'S PENSION	0	0	0	0
118	LONGEVITY	3,223	3,490	7,750	7,950
119	HOLIDAY PAY	0	0	0	0
121	UNIFORM MAINTENANCE	0	0	0	0
197	EDUCATIONAL INCENTIVE	0	0	0	0
		\$447,103	\$495,431	\$588,825	\$562,822
MATERIALS AND SUPPLIES					
201	SUPPLIES, TOOLS, EQUIP	13,428	16,500	16,500	18,425
204	PETROLEUM PRODUCTS	0	0	0	0
205	CHEMICALS	4,312	6,500	6,400	7,150
211	REPAIR AND MAINTENANCE	20,232	48,000	47,000	52,250
212	CONTRACTUAL MAINTENANCE	0	0	0	0
214	MAINT MATERL-MOTIVE EQUIP	0	0	0	0
216	UNIFORM AND CLOTHING	1,763	4,492	4,400	6,278
		\$39,735	\$75,492	\$74,300	\$84,103
OTHER SERVICES & CHARGES					
221	RENTAL, PUBL, PRINTING	0	995	900	1,000
230	CONTINGENCY	0	0	0	0
231	PROF & TECHNICAL SERVICE	0	0	0	0
241	TELEPHONE & POSTAGE	0	0	0	0
248	ELECTRICITY & NAT GAS	0	0	0	0
251	INSURANCE	0	0	0	0
264	DUES & MEMBERSHIPS	0	0	0	0
265	TRAINING AND TRAVEL	744	922	900	1,409
272	ELECTION EXPENSE	0	0	0	0
278	CDBG CONTINGENCY	0	0	0	0
279	OTHER EXPENSES	0	0	0	0
299	M&O EXPNS TO OTHER FUNDS	0	0	0	0
		\$744	\$1,917	\$1,800	\$2,409
CAPITAL OUTLAY					
310	LEASE PURCHASE AGREEMENT	0	0	0	0
311	MOTIVE EQUIPMENT	0	0	0	0
312	MACHINERY & EQUIPMENT	19,680	23,117	23,000	28,000
314	LIBRARY BOOKS	0	0	0	0
321	CONSTRC, IMPRVMT, ADDTN	0	0	0	0
		\$19,680	\$23,117	\$23,000	\$28,000
DIVISION TOTALS		\$507,262	\$595,957	\$687,925	\$677,334

# Water & Wastewater



Budget	Full-Time Positions
\$7,385,549	49

# WATER/WASTEWATER

**DIVISION: MEDICINE PARK WATER TREATMENT PLANT**

**ACTIVITY NO. 75**

## FUNCTION

THIS DIVISION IS RESPONSIBLE FOR PROVIDING SAFE DRINKING WATER FOR THE RESIDENTS OF LAWTON-FORT SILL AND THE SURROUNDING AREA IN ACCORDANCE WITH THE FEDERAL ENVIRONMENTAL QUALITY (ODEQ) AND THE ENVIRONMENTAL PROTECTION AGENCY (EPA) REGULATIONS. THE PRIMARY ACTIVITIES INCLUDE: MANAGING THE OPERATION AND MAINTENANCE OF ONE WATER RESERVOIR, TO INCLUDE WATER SHED MONITORING, GATE OPERATION IN ACCORDANCE WITH POLICY, AND MANAGING WATER LEVEL BY MANAGING THE TRANSMISSION LINE FOR THIS PURPOSE; OVERSEEING A 40 MGD WATER TREATMENT PLANT WITH ASSOCIATED PROCESSES AND EQUIPMENT; OPERATION OF SLUDGE LAGOON AND DISPOSAL OF RESIDUE; OPERATION OF FINISHED WATER PUMP STATION; AND OPERATION OF A STATE APPROVED LABORATORY THAT OPERATES WITHIN GUIDELINES OF EPA AND ODEQ, AND PERFORMS 5,500 ANALYSES ON A MONTHLY BASIS. THE LABORATORY MONITORS, RECORDS, AND REPORTS THE STATE OF PROCESS INTEGRITY AS WELL AS FINISHED WATER QUALITY. THE LABORATORY PREPARES THE ANNUAL WATER QUALITY REPORT AND POSTS IT FOR ALL WATER CUSTOMERS. SERVICE IN THIS DIVISION IS AVAILABLE 24 HOURS/DAY, 7 DAYS/WEEK.

## COMMENTS

THE BUDGET INCLUDES THE PROVISIONS FOR TREATING AN ANNUAL AVERAGE DAILY FLOW OF 15 MILLION GALLONS PER DAY. THE COST OF ANALYSIS AND THE PERMIT FEES FOR THE EXISTING REQUIREMENTS ARE BUDGETED IN 231 ACCOUNT. ADDED ADMINISTRATIVE ASSISTANT II FOR FY19-20.

## PERSONNEL

CLASSIFICATION	SALARY			
	BI-WKLY	17/18	18/19	19/20
WATER PLANT SUPT.	GE15	1	1	1
CHIEFCHEMIST	GE14	1	1	1
WATER PLANT LINE SUPV	GE12	1	1	1
WTR PLANT OPERATOR	GE07	7	7	7
MAINTENANCE TECH	GE08	3	3	3
LAB TECHNICIAN	GE07	1	1	1
ADMIN ASST II	GE04	0	0	1
ADMIN ASST I	GE04	1	0	0
<i>TOTAL</i>		<u>15</u>	<u>14</u>	<u>15</u>

## CAPITAL OUTLAY

ACCT NO.	ITEM	A/R	QTY	BUDGET
				AMOUNT
312	BAR SCREEN TURN KEY AND PARTS	R	1	80,000
312	LIFT STATION PUMP	R	1	<u>12,000</u>
<b>TOTAL</b>				<u>92,000</u>

## FUNDING SOURCE

CLASSIFICATION	ADOPTED	ENTERPRISE
	TOTAL 19/20	
PERSONNEL SERVICES	868,642	868,642
MATERIALS & SUPPLIES	1,679,200	1,679,200
OTHER SERVICES & CHARGES	488,560	488,560
CAPITAL OUTLAY	<u>92,000</u>	<u>92,000</u>
<b>TOTAL DOLLARS</b>	<u>3,128,402</u>	<u>3,128,402</u>

SUMMARY OF EXPENDITURES

DEPARTMENT: WATER AND WASTEWATER      ACTIVITY NO.: 75  
 DIVISION OR ACTIVITY: MEDICINE PARK WTP

ACCT. NO.	ACCOUNT TITLE	2017-2018 ACTUAL EXPENDITURES	2018-2019 ADOPTED BUDGET	2018-2019 EXPENDITURES ESTIMATE	2019-2020 PROPOSED BUDGET
PERSONNEL SERVICES					
101	SALARIES AND WAGES	525,904	553,531	539,264	615,200
102	DIFFERENTIAL/LEADMAN PAY	22,560	20,000	20,280	21,000
103	SICK LEAVE-PAY IN LIEU	2,308	0	1,000	1,500
104	CONTRACT LABOR	0	0	0	0
105	MAYOR & COUNCIL SALARIES	0	0	0	0
106	PART-TIME	0	0	0	0
108	OVERTIME	6,623	6,500	19,070	10,000
110	UNEMPLOYMENT CONTRIBUTION	888	800	1,000	1,100
111	F.I.C.A.	36,644	40,917	41,064	45,772
112	WORKERS COMPENSATION	1,799	1,750	1,900	2,000
113	GROUP LIFE & HOSP	87,050	78,203	76,807	96,700
114	CITY RETIREMENT PLAN	53,243	56,010	54,684	62,370
116	POLICE PENSION PLAN	0	0	0	0
117	FIREFIGHTER'S PENSION	0	0	0	0
118	LONGEVITY	6,040	6,573	6,573	7,000
119	HOLIDAY PAY	4,096	4,270	5,277	6,000
121	UNIFORM MAINTENANCE	0	0	0	0
197	EDUCATIONAL INCENTIVE	0	0	0	0
		\$747,155	\$768,554	\$766,919	\$868,642
MATERIALS AND SUPPLIES					
201	SUPPLIES, TOOLS, EQUIP	18,887	22,000	21,816	22,000
204	PETROLEUM PRODUCTS	0	0	0	0
205	CHEMICALS	1,028,518	1,100,000	1,260,000	1,260,700
211	REPAIR AND MAINTENANCE	334,873	383,000	385,000	385,000
212	CONTRACTUAL MAINTENANCE	3,022	4,000	5,000	5,000
214	MAINT MATERL-MOTIVE EQUIP	0	0	0	0
216	UNIFORM AND CLOTHING	1,688	6,000	6,000	6,500
		\$1,386,988	\$1,515,000	\$1,677,816	\$1,679,200
OTHER SERVICES & CHARGES					
221	RENTAL, PUBL, PRINTING	4,056	5,000	4,100	4,500
230	CONTINGENCY	0	0	0	0
231	PROF & TECHNICAL SERVICE	104,952	86,300	86,000	90,000
241	TELEPHONE & POSTAGE	15,012	16,000	14,000	15,500
248	ELECTRICITY & NAT GAS	368,958	354,000	350,000	360,000
251	INSURANCE	0	0	0	0
264	DUES & MEMBERSHIPS	0	0	0	0
265	TRAINING AND TRAVEL	1,989	3,000	2,000	4,760
272	ELECTION EXPENSE	0	0	0	0
278	CDBG CONTINGENCY	0	0	0	0
279	OTHER EXPENSES	13,496	23,800	13,000	13,800
299	M&O EXPNS TO OTHER FUNDS	0	0	0	0
		\$508,463	\$488,100	\$469,100	\$488,560
CAPITAL OUTLAY					
310	LEASE PURCHASE AGREEMENT	0	0	0	0
311	MOTIVE EQUIPMENT	0	0	0	0
312	MACHINERY & EQUIPMENT	14,707	30,000	30,000	92,000
314	LIBRARY BOOKS	0	0	0	0
321	CONSTRC, IMPRVMT, ADDTN	0	0	0	0
		\$14,707	\$30,000	\$30,000	\$92,000
DIVISION TOTALS		\$2,657,313	\$2,801,654	\$2,943,835	\$3,128,402

# WATER/WASTEWATER

**DIVISION: WASTEWATER TREATMENT PLANT**

**ACTIVITY NO. 76**

## FUNCTION

THIS DIVISION IS RESPONSIBLE FOR TREATING DOMESTIC AND INDUSTRIAL WASTEWATER AND THE OPERATION OF THE PRETREATMENT PROGRAM IN ACCORDANCE WITH CLEAN WATER ACT AND NATIONAL POLLUTION DISCHARGE ELIMINATION SYSTEM (NPDES) AS WELL AS STANDARDS SET BY THE OKLAHOMA DEPARTMENT OF ENVIRONMENTAL QUALITY (ODEQ) AND THE ENVIRONMENTAL PROTECTION AGENCY (EPA). THE PRIMARY FUNCTIONS OF THIS DIVISION ARE OPERATING THE WASTEWATER TREATMENT PLANT, MAINTENANCE OF EQUIPMENT, DISPOSAL OF SLUDGE IN ACCORDANCE WITH THE APPLICABLE REQUIREMENTS, OPERATING THE LABORATORY THAT MONITORS PROCESS PERFORMANCE AS WELL AS REGULATORY ANALYSIS AND PROVIDES MONTHLY REPORT OT ODEQ. THIS LABORATORY PERFORMS APPROXIMATELY 9,500 TESTS PER MONTH. THE PRETREATMENT PROGRAM REGULATES THE DISCHARGE OF INDUSTRIAL AND COMMERICAL WASTEWATER TO THE COLLECTION SYSTEM THAT CAN HAVE A REGULATORY EFFECT ON THE PROCESS OF THE WASTEWATER SYSTEM. THIS PLANT OPERATES 24 HOURS PER DAY.

## COMMENTS

\*THE INDUSTRIAL PRETREATMENT INSPECTOR IS HALF FUNDED BY SEWER REHAB FUNDS. ADDED PART-TIME ADMINISTRATIVE ASSISTANT I FOR FY19-20.

## PERSONNEL

CLASSIFICATION	SALARY BI-WKLY	SALARY		
		17/18	18/19	19/20
WWTP SUPERINTENDENT	GE15	1	1	1
CHIEF CHEMIST	GE14	1	1	1
INDUSTR. PRETRT OFCR	GE13	1	1	1
WASTEWATER PLANT LINE SUPV	GE12	1	1	1
INSTRUMENTATION TECH	GE10	1	1	1
MAINTENANCE SUPV	GE12	1	1	1
*INDUSTR PRETRT INSPEC	GE08	1	1	1
LAB TECHNICIAN	GE07	1	1	1
WWTP OPERATOR	GE07	11	11	11
MAINTENANCE TECH	GE08	4	4	4
<b>TOTAL</b>		<u>23</u>	<u>23</u>	<u>23</u>
<i>REGULAR PART-TIME</i>				
ADMIN ASST I (20 HRS)	GE04	<u>0</u>	<u>0</u>	<u>1</u>
<b>TOTAL PART-TIME</b>		<u>0</u>	<u>0</u>	<u>1</u>

## CAPITAL OUTLAY

ACCT NO.	ITEM	A/R	QTY	BUDGET
				AMOUNT
312	AUTO SAMPLER	R	5	<u>40,000</u>
<b>TOTAL</b>				<u>40,000</u>

## FUNDING SOURCE

CLASSIFICATION	ADOPTED		
	TOTAL 19/20	ENTERPRISE	SEWER REHAB
PERSONNEL SERVICES	1,414,563	1,394,317	<u>20,246</u>
MATERIALS & SUPPLIES	758,290	758,290	
OTHER SERVICES & CHARGES	479,669	479,669	
CAPITAL OUTLAY	40,000	40,000	
<b>TOTAL DOLLARS</b>	<u>2,692,522</u>	<u>2,672,276</u>	<u>20,246</u>

SUMMARY OF EXPENDITURES

DEPARTMENT: WATER AND WASTEWATER      ACTIVITY NO.: 76  
 DIVISION OR ACTIVITY: WASTEWATER TREATMENT PLNT

ACCT. NO.	ACCOUNT TITLE	2017-2018 ACTUAL EXPENDITURES	2018-2019 ADOPTED BUDGET	2018-2019 EXPENDITURES ESTIMATE	2019-2020 PROPOSED BUDGET
PERSONNEL SERVICES					
101	SALARIES AND WAGES	932,078	970,760	957,813	1,008,850
102	DIFFERENTIAL/LEADMAN PAY	33,065	28,000	33,996	34,000
103	SICK LEAVE-PAY IN LIEU	2,605	6,925	921	1,800
104	CONTRACT LABOR	7,392	4,800	1,999	0
105	MAYOR & COUNCIL SALARIES	0	0	0	0
106	PART-TIME	0	0	0	12,120
108	OVERTIME	38,135	32,000	58,115	35,000
110	UNEMPLOYMENT CONTRIBUTION	1,422	1,300	1,500	1,600
111	F.I.C.A.	68,758	73,273	74,522	77,483
112	WORKERS COMPENSATION	4,255	15,000	5,801	10,000
113	GROUP LIFE & HOSP	124,665	112,885	107,620	108,800
114	CITY RETIREMENT PLAN	93,548	98,618	96,723	101,915
116	POLICE PENSION PLAN	0	0	0	0
117	FIREFIGHTER'S PENSION	0	0	0	0
118	LONGEVITY	8,272	8,495	8,495	8,495
119	HOLIDAY PAY	9,157	10,250	11,528	14,500
121	UNIFORM MAINTENANCE	0	0	0	0
197	EDUCATIONAL INCENTIVE	0	0	0	0
		\$1,323,352	\$1,362,306	\$1,359,033	\$1,414,563
MATERIALS AND SUPPLIES					
201	SUPPLIES, TOOLS, EQUIP	80,347	87,000	87,000	90,000
204	PETROLEUM PRODUCTS	0	0	0	0
205	CHEMICALS	296,757	300,000	300,000	315,000
211	REPAIR AND MAINTENANCE	295,659	310,000	330,000	330,000
212	CONTRACTUAL MAINTENANCE	5,270	6,945	7,860	8,290
214	MAINT MATERL-MOTIVE EQUIP	0	0	0	0
216	UNIFORM AND CLOTHING	8,194	16,900	15,000	15,000
		\$686,227	\$720,845	\$739,860	\$758,290
OTHER SERVICES & CHARGES					
221	RENTAL, PUBL, PRINTING	6,325	10,000	10,500	13,500
230	CONTINGENCY	0	0	0	0
231	PROF & TECHNICAL SERVICE	59,042	68,000	68,000	77,900
241	TELEPHONE & POSTAGE	3,832	5,261	5,000	5,200
248	ELECTRICITY & NAT GAS	354,640	360,000	360,000	380,000
251	INSURANCE	0	0	0	0
264	DUES & MEMBERSHIPS	0	0	0	0
265	TRAINING AND TRAVEL	2,245	3,000	3,000	3,069
272	ELECTION EXPENSE	0	0	0	0
278	CDBG CONTINGENCY	0	0	0	0
279	OTHER EXPENSES	0	0	0	0
299	M&O EXPNS TO OTHER FUNDS	0	0	0	0
		\$426,084	\$446,261	\$446,500	\$479,669
CAPITAL OUTLAY					
310	LEASE PURCHASE AGREEMENT	0	0	0	0
311	MOTIVE EQUIPMENT	0	0	0	0
312	MACHINERY & EQUIPMENT	0	21,771	21,771	40,000
314	LIBRARY BOOKS	0	0	0	0
321	CONSTRUC, IMPRVMT, ADDTN	0	0	0	0
		\$0	\$21,771	\$21,771	\$40,000
DIVISION TOTALS		\$2,435,663	\$2,551,183	\$2,567,164	\$2,692,522

# WATER/WASTEWATER

**DIVISION: SOUTHEAST WATER TREATMENT PLANT      ACTIVITY NO. 84**

## FUNCTION

THIS DIVISION IS RESPONSIBLE FOR PROVIDING SAFE DRINKING WATER FOR THE RESIDENTS OF LAWTON-FT SILL AND THE SURROUNDING AREA IN ACCORDANCE WITH THE FEDERAL SAFE DRINKING WATER ACT, OKLAHOMA DEPARTMENT OF ENVIRONMENTAL QUALITY (ODEQ) AND THE ENVIRONMENTAL PROTECTION AGENCY (EPA) REGULATIONS. THE PRIMARY ACTIVITIES INCLUDE: MANAGING THE OPERATION AND MAINTENANCE OF ONE WATER RESERVOIR TO INCLUDE WATERSHED MONITORING, GATE OPERATION IN ACCORDANCE WITH POLICY, MANAGING WATER LEVEL BY PUMPING FROM ONE RESERVOIR TO THE OTHER, AND MANAGING THE PUMP STATION FOR THIS PURPOSE; OPERATING THE WATER TREATMENT PLANT WITH ASSOCIATED PROCESSES AND EQUIPMENT; OPERATING A FINISHED WATER PUMP STATION; OPERATING A CHEMICAL BOOSTER STATION; AND OPERATION OF A STATE APPROVED LABORATORY THAT OPERATES WITHIN THE GUIDELINES OF EPA AND ODEQ AND PERFORMS 3,500 MONTHLY ANALYSES. THE LABORATORY MONITORS, RECORDS AND REPORTS ON PROCESS WATER QUALITY AS WELL AS FINISHED WATER QUALITY. THE LABORATORY PREPARES THE ANNUAL WATER QUALITY REPORT AND POSTS IT FOR ALL WATER CUSTOMERS. SERVICE IN THIS DIVISION IS AVAILABLE 24 HOURS/DAY, 7 DAYS/WEEK.

## COMMENTS

THE BUDGET INCLUDES PROVISIONS FOR TREATING AN ANNUAL AVERAGE DAILY FLOW OF 3.5 MILLION GALLONS PER DAY. THE COST OF ANALYSIS AND THE PERMIT FEES FOR THE EXISTING REQUIREMENTS ARE BUDGETED IN 231 ACCOUNT.

## PERSONNEL

CLASSIFICATION	SALARY			
	BI-WKLY	17/18	18/19	19/20
WATER/WASTEWATER DIRECTOR	E3	1	1	1
WATER PLANT LINE SUPV	GE12	1	1	1
INSTRUMENTATION TECH	GE10	1	1	1
WTR PLANT OPERATOR	GE07	6	6	6
MAINTENANCE TECH	GE08	1	1	1
LAB TECHNICIAN	GE07	1	1	1
ADMIN ASSISTANT I	GE04	0	1	0
<i>TOTAL</i>		<u>11</u>	<u>12</u>	<u>11</u>

## CAPITAL OUTLAY

ACCT NO.	ITEM	A/R	QTY	BUDGET AMOUNT
312	TURBIDITY ANALYZER	R	7	<u>35,630</u>
<b>TOTAL</b>				<u>35,630</u>

## FUNDING SOURCE

CLASSIFICATION	ADOPTED TOTAL 19/20	ENTERPRISE
PERSONNEL SERVICES	706,130	706,130
MATERIALS & SUPPLIES	546,330	546,330
OTHER SERVICES & CHARGES	276,535	276,535
CAPITAL OUTLAY	<u>35,630</u>	<u>35,630</u>
<b>TOTAL DOLLARS</b>	<u>1,564,625</u>	<u>1,564,625</u>

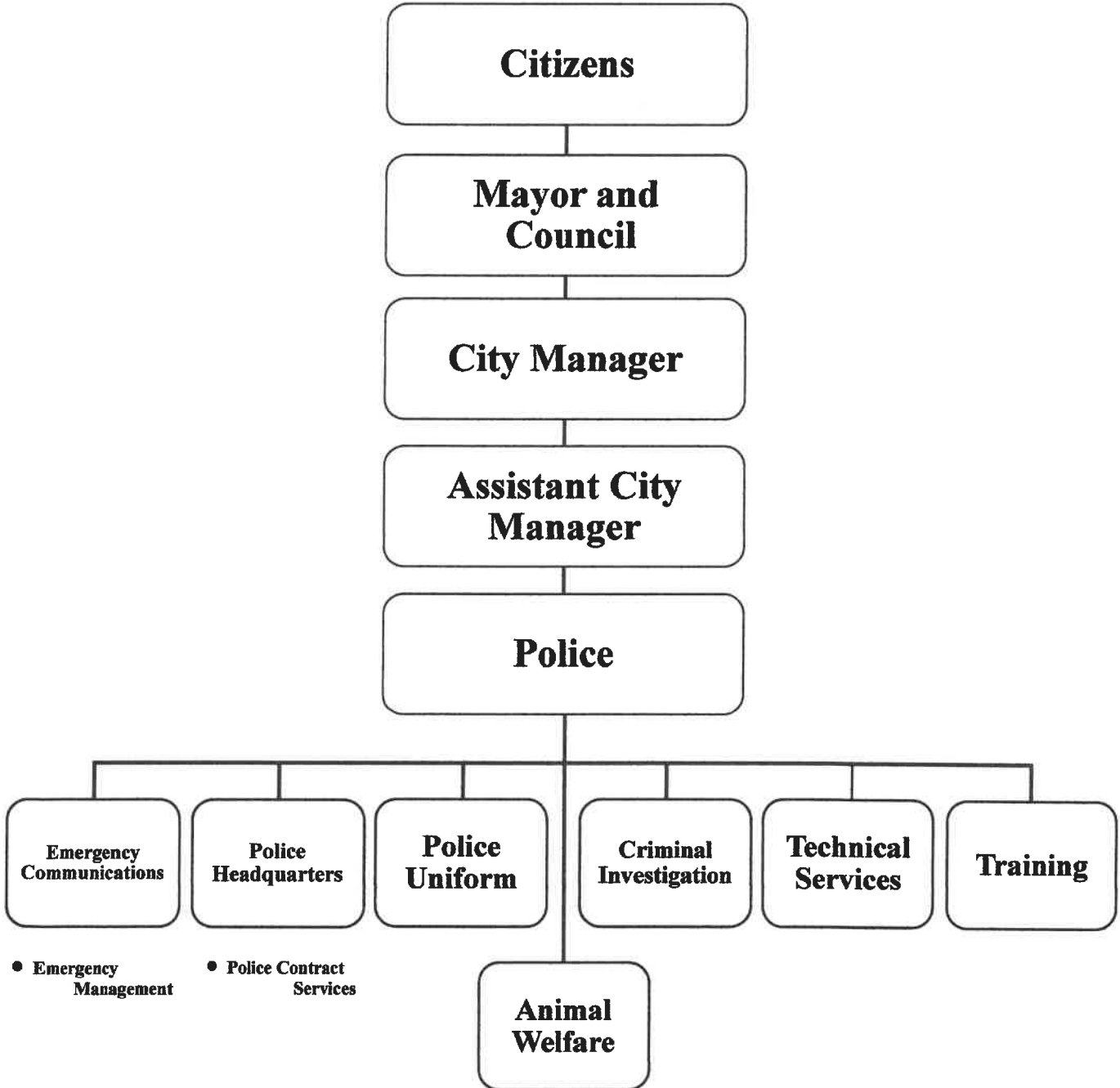
SUMMARY OF EXPENDITURES

DEPARTMENT: WATER AND WASTEWATER      ACTIVITY NO.: 84  
 DIVISION OR ACTIVITY: SE WATER TREATMENT PLANT

ACCT. NO.	ACCOUNT TITLE	2017-2018 ACTUAL EXPENDITURES	2018-2019 ADOPTED BUDGET	2018-2019 EXPENDITURES ESTIMATE	2019-2020 PROPOSED BUDGET
PERSONNEL SERVICES					
101	SALARIES AND WAGES	479,987	508,120	505,944	510,200
102	DIFFERENTIAL/LEADMAN PAY	27,877	20,000	27,484	28,500
103	SICK LEAVE-PAY IN LIEU	4,675	4,900	183	3,000
104	CONTRACT LABOR	0	0	0	0
105	MAYOR & COUNCIL SALARIES	0	0	0	0
106	PART-TIME	0	0	0	0
108	OVERTIME	10,105	9,000	13,350	13,000
110	UNEMPLOYMENT CONTRIBUTION	652	575	750	850
111	F. I. C. A.	35,803	37,861	38,292	38,860
112	WORKERS COMPENSATION	1,320	2,000	1,400	2,000
113	GROUP LIFE & HOSP	63,754	62,824	52,927	53,800
114	CITY RETIREMENT PLAN	48,228	51,302	50,613	51,320
116	POLICE PENSION PLAN	0	0	0	0
117	FIREFIGHTER'S PENSION	0	0	0	0
118	LONGEVITY	0	0	0	0
119	HOLIDAY PAY	4,595	4,200	4,200	4,600
121	UNIFORM MAINTENANCE	0	0	0	0
197	EDUCATIONAL INCENTIVE	0	0	0	0
		\$676,996	\$700,782	\$695,143	\$706,130
MATERIALS AND SUPPLIES					
201	SUPPLIES, TOOLS, EQUIP	9,185	13,000	13,000	12,530
204	PETROLEUM PRODUCTS	0	0	0	0
205	CHEMICALS	382,001	475,000	413,000	430,000
211	REPAIR AND MAINTENANCE	72,975	93,000	89,100	93,000
212	CONTRACTUAL MAINTENANCE	1,640	4,000	4,000	5,000
214	MAINT MATERL-MOTIVE EQUIP	0	0	0	0
216	UNIFORM AND CLOTHING	1,445	7,800	4,000	5,800
		\$467,246	\$592,800	\$523,100	\$546,330
OTHER SERVICES & CHARGES					
221	RENTAL, PUBL, PRINTING	2,258	1,300	1,450	1,493
230	CONTINGENCY	0	0	0	0
231	PROF & TECHNICAL SERVICE	40,656	33,000	38,000	38,000
241	TELEPHONE & POSTAGE	2,666	3,299	3,000	3,099
248	ELECTRICITY & NAT GAS	207,676	235,000	220,000	230,705
251	INSURANCE	0	0	0	0
264	DUES & MEMBERSHIPS	0	0	0	0
265	TRAINING AND TRAVEL	966	4,000	1,800	3,238
272	ELECTION EXPENSE	0	0	0	0
278	CDBG CONTINGENCY	0	0	0	0
279	OTHER EXPENSES	0	0	0	0
299	M&O EXPNS TO OTHER FUNDS	0	0	0	0
		\$254,222	\$276,599	\$264,250	\$276,535
CAPITAL OUTLAY					
310	LEASE PURCHASE AGREEMENT	0	0	0	0
311	MOTIVE EQUIPMENT	0	0	0	0
312	MACHINERY & EQUIPMENT	0	41,000	41,000	35,630
314	LIBRARY BOOKS	0	0	0	0
321	CONSTRC, IMPRVMT, ADDTN	0	0	0	0
		\$0	\$41,000	\$41,000	\$35,630
	DIVISION TOTALS	\$1,398,464	\$1,611,181	\$1,523,493	\$1,564,625



# Police



Budget	Full-Time Positions
\$19,891,295	245

# POLICE

**DIVISION: POLICE HEADQUARTERS**

**ACTIVITY NO. 65**

## FUNCTION

THIS DIVISION CONSISTS OF THE COMMAND STAFF OF THE LAWTON POLICE DEPARTMENT: POLICE CHIEF, ASSISTANT POLICE CHIEF, AND TWO DEPUTY CHIEFS OF POLICE. IN ADDITION IT INCLUDES THE INTERNAL AFFAIRS OFFICER, CRIMESTOPPERS INVESTIGATOR, PUBLIC INFORMATION OFFICER, CRIME ANALYST, CHIEF'S ADMINISTRATIVE ASSISTANT, AND THE SPECIAL OPERATIONS NARCOTICS/VICE UNIT.

## COMMENTS

THE FUNDING FOR THE CRIME ANALYST CONTINUES THROUGH A REIMBURSEMENT GRANT FROM THE OKLAHOMA DEPARTMENT OF HOMELAND SECURITY. IN ADDITION TO THE SALARY AND BENEFITS FOR THIS POSITION, THE GRANT ALSO HAS REIMBURSED THE CITY OF LAWTON FOR EQUIPMENT AS WELL AS EXTNSIVE TRAINING FOR THIS POSITION. ACCOUNT 265 FUNDS THE TRAINING FOR THE POLICE DEPARTMENT. THE MAJORITY OF THIS FUNDING IS COVERED BY THE CITATION FUND (079-1065-265). ACCOUNT 279 PROVIDES FUNDING TO THE SPECIAL OPERATIONS UNIT FOR OPERATIONAL TASK ENFORCE EXPENSES.

## PERSONNEL

CLASSIFICATION	SALARY BI-WKLY	19/20		
		17/18	18/19	19/20
POLICE CHIEF	E3	1	1	1
ASSISTANT CHIEF OF POLICE	GE19	1	1	1
POLICE DEPUTY CHIEF	PD27-30	2	2	2
LIEUTENANT	PD18-PD21	1	1	1
POLICE OFC./SERGEANT	PD12-PD15	9	9	9
ADMIN ASST III	GE08	1	1	1
CAPTAIN	PD23-PD26	1	1	1
*CRIME ANALYST	GE08	1	1	1
<b>TOTAL</b>		<u>17</u>	<u>17</u>	<u>17</u>
*FUNDED BY GRANT				

## CAPITAL OUTLAY

ACCT NO.	ITEM	A/R	QTY	BUDGET AMOUNT

## FUNDING SOURCE

CLASSIFICATION	ADOPTED			POLICE TRAINING FUND	NARCOTIC FUND	GENERAL FUND GRANT
	TOTAL 19/20	GENERAL	CIP FUNDS			
PERSONNEL SERVICES	1,646,200	1,525,534	68,730			51,936
MATERIALS & SUPPLIES	11,600	11,600				
OTHER SERVICES & CHARGES	86,304	21,870		60,714	3,720	
CAPITAL OUTLAY	0	0				
<b>TOTAL DOLLARS</b>	<u>1,744,104</u>	<u>1,559,004</u>	<u>68,730</u>	<u>60,714</u>	<u>3,720</u>	<u>51,936</u>

SUMMARY OF EXPENDITURES

DEPARTMENT: POLICE  
 DIVISION OR ACTIVITY: POLICE HEADQUARTERS

ACTIVITY NO. : 65

ACCT. NO.	ACCOUNT TITLE	2017-2018 ACTUAL EXPENDITURES	2018-2019 ADOPTED BUDGET	2018-2019 EXPENDITURES ESTIMATE	2019-2020 PROPOSED BUDGET
PERSONNEL SERVICES					
101	SALARIES AND WAGES	1,200,735	1,212,400	1,206,287	1,233,250
102	DIFFERENTIAL/LEADMAN PAY	2,117	2,000	1,364	1,500
103	SICK LEAVE-PAY IN LIEU	11,949	12,750	9,900	11,000
104	CONTRACT LABOR	0	0	0	0
105	MAYOR & COUNCIL SALARIES	0	0	0	0
106	PART-TIME	0	0	0	0
108	OVERTIME	50,582	34,000	39,219	40,000
110	UNEMPLOYMENT CONTRIBUTION	1,007	900	1,100	1,200
111	F.I.C.A.	35,727	36,350	36,088	37,800
112	WORKERS COMPENSATION	3,565	6,500	2,150	5,000
113	GROUP LIFE & HOSP	113,167	106,259	101,992	102,600
114	CITY RETIREMENT PLAN	30,904	31,600	32,068	33,450
116	POLICE PENSION PLAN	110,111	116,300	108,898	124,800
117	FIREFIGHTER'S PENSION	0	0	0	0
118	LONGEVITY	24,223	24,795	24,795	25,600
119	HOLIDAY PAY	26,773	24,500	28,000	30,000
121	UNIFORM MAINTENANCE	0	0	0	0
197	EDUCATIONAL INCENTIVE	0	0	0	0
		\$1,610,860	\$1,608,354	\$1,591,861	\$1,646,200
MATERIALS AND SUPPLIES					
201	SUPPLIES, TOOLS, EQUIP	1,418	2,000	2,000	1,500
204	PETROLEUM PRODUCTS	0	0	0	0
205	CHEMICALS	0	0	0	0
211	REPAIR AND MAINTENANCE	0	800	500	500
212	CONTRACTUAL MAINTENANCE	0	0	0	0
214	MAINT MATERL-MOTIVE EQUIP	0	0	0	0
216	UNIFORM AND CLOTHING	24,467	9,600	9,600	9,600
		\$25,885	\$12,400	\$12,100	\$11,600
OTHER SERVICES & CHARGES					
221	RENTAL, PUBL, PRINTING	1,001	700	1,000	1,200
230	CONTINGENCY	0	0	0	0
231	PROF & TECHNICAL SERVICE	6,435	6,150	6,150	6,500
241	TELEPHONE & POSTAGE	6,968	6,225	6,425	7,000
248	ELECTRICITY & NAT GAS	0	0	0	0
251	INSURANCE	0	0	0	0
264	DUES & MEMBERSHIPS	0	0	0	0
265	TRAINING AND TRAVEL	42,599	51,725	51,725	66,604
272	ELECTION EXPENSE	0	0	0	0
278	CDBG CONTINGENCY	0	0	0	0
279	OTHER EXPENSES	4,155	2,500	0	5,000
299	M&O EXPNS TO OTHER FUNDS	0	0	0	0
		\$61,158	\$67,300	\$65,300	\$86,304
CAPITAL OUTLAY					
310	LEASE PURCHASE AGREEMENT	0	0	0	0
311	MOTIVE EQUIPMENT	0	0	0	0
312	MACHINERY & EQUIPMENT	0	0	0	0
314	LIBRARY BOOKS	0	0	0	0
321	CONSTRUC, IMPRVMT, ADDTN	0	0	0	0
		\$0	\$0	\$0	\$0
	DIVISION TOTALS	\$1,697,903	\$1,688,054	\$1,669,261	\$1,744,104

# POLICE

**DIVISION: EMERGENCY MANAGEMENT**

**ACTIVITY NO. 05**

## FUNCTION

THE EMERGENCY MANAGEMENT, THROUGH THE EMERGENCY OPERATIONS CENTER (EOC) LOCATED AT THE GREAT PLAINS TECHNOLOGY CENTER - BUILDING 900, COORDINATES ALL ACTIVITIES TO PROTECT THE CITY OF LAWTON FROM NATURAL, TECHNOLOGICAL, MANMADE DISASTERS, AND OTHER EMERGENCIES. THE EOC PROVIDES LEADERSHIP, PLANNING, EDUCATION, AND RESOURCES TO PROTECT LIVES, PROPERTY, AND THE ENVIRONMENT.

## COMMENTS

PURSUANT TO THE EMERGENCY MANAGEMENT ACT OF 2003, (EMA), 63 O.S. SECTIONS 683.1 ET SEQ., THE CITY OF LAWTON IS AUTHORIZED TO ENTER INTO AN AGREEMENT WITH COMANCHE COUNTY FOR THE EMERGENCY MANAGEMENT SERVICES. PER A SIGNED AGREEMENT DATED FEBRUARY 27, 2007, THE CITY OF LAWTON, THROUGH THE LAWTON POLICE DEPARTMENT, AND COMANCHE COUNTY, THROUGH THE BOARD OF COUNTY COMMISSIONERS ENTERED INTO AN AGREEMENT IN WHICH THE CITY OF LAWTON PARTIALLY FUNDS THE EMERGENCY MANAGEMENT ACCOUNT AT A RATE OF 50% OF THE COSTS. THE FUNDS ARE PAID TO THE COMANCHE COUNTY COMMISSIONERS' OFFICE ON A QUARTERLY REIMBURSEMENT.

## PERSONNEL

CLASSIFICATION	SALARY			
	BI-WKLY	17/18	18/19	19/20

## CAPITAL OUTLAY

ACCT NO.	ITEM	A/R	QTY	BUDGET
				AMOUNT

## FUNDING SOURCE

CLASSIFICATION	ADOPTED TOTAL 19/20	GENERAL
PERSONNEL SERVICES		
MATERIALS & SUPPLIES		
OTHER SERVICES & CHARGES	<u>156.964</u>	<u>156.964</u>
CAPITAL OUTLAY		
<b>TOTAL DOLLARS</b>	<b><u>156.964</u></b>	<b><u>156.964</u></b>

SUMMARY OF EXPENDITURES

DEPARTMENT: POLICE  
 DIVISION OR ACTIVITY: EMERGENCY MANAGEMENT

ACTIVITY NO.: 5

ACCT. NO.	ACCOUNT TITLE	2017-2018 ACTUAL EXPENDITURES	2018-2019 ADOPTED BUDGET	2018-2019 EXPENDITURES ESTIMATE	2019-2020 PROPOSED BUDGET
PERSONNEL SERVICES			—		
101	SALARIES AND WAGES	0	0	0	0
102	DIFFERENTIAL/LEADMAN PAY	0	0	0	0
103	SICK LEAVE-PAY IN LIEU	0	0	0	0
104	CONTRACT LABOR	0	0	0	0
105	MAYOR & COUNCIL SALARIES	0	0	0	0
106	PART-TIME	0	0	0	0
108	OVERTIME	0	0	0	0
110	UNEMPLOYMENT CONTRIBUTION	0	0	0	0
111	F.I.C.A.	0	0	0	0
112	WORKERS COMPENSATION	0	0	0	0
113	GROUP LIFE & HOSP	0	0	0	0
114	CITY RETIREMENT PLAN	0	0	0	0
116	POLICE PENSION PLAN	0	0	0	0
117	FIREFIGHTER'S PENSION	0	0	0	0
118	LONGEVITY	0	0	0	0
119	HOLIDAY PAY	0	0	0	0
121	UNIFORM MAINTENANCE	0	0	0	0
197	EDUCATIONAL INCENTIVE	0	0	0	0
		\$0	\$0	\$0	\$0
MATERIALS AND SUPPLIES					
201	SUPPLIES, TOOLS, EQUIP	0	0	0	0
204	PETROLEUM PRODUCTS	0	0	0	0
205	CHEMICALS	0	0	0	0
211	REPAIR AND MAINTENANCE	0	0	0	0
212	CONTRACTUAL MAINTENANCE	0	0	0	0
214	MAINT MATERL-MOTIVE EQUIP	0	0	0	0
216	UNIFORM AND CLOTHING	0	0	0	0
		\$0	\$0	\$0	\$0
OTHER SERVICES & CHARGES					
221	RENTAL, PUBL, PRINTING	0	0	0	0
230	CONTINGENCY	0	0	0	0
231	PROF & TECHNICAL SERVICE	0	0	0	0
241	TELEPHONE & POSTAGE	0	0	0	0
248	ELECTRICITY & NAT GAS	0	0	0	0
251	INSURANCE	0	0	0	0
264	DUES & MEMBERSHIPS	0	0	0	0
265	TRAINING AND TRAVEL	0	0	0	0
272	ELECTION EXPENSE	0	0	0	0
278	CDBG CONTINGENCY	0	0	0	0
279	OTHER EXPENSES	147,096	147,097	147,097	156,964
299	M&O EXPNS TO OTHER FUNDS	0	0	0	0
		\$147,096	\$147,097	\$147,097	\$156,964
CAPITAL OUTLAY					
310	LEASE PURCHASE AGREEMENT	0	0	0	0
311	MOTIVE EQUIPMENT	0	0	0	0
312	MACHINERY & EQUIPMENT	0	0	0	0
314	LIBRARY BOOKS	0	0	0	0
321	CONSTRUC, IMPRVMNT, ADDTN	0	0	0	0
		\$0	\$0	\$0	\$0
DIVISION TOTALS		\$147,096	\$147,097	\$147,097	\$156,964

# POLICE

**DIVISION: POLICE UNIFORM**

**ACTIVITY NO. 66**

## FUNCTION

THE UNIFORM DIVISION IS THE LARGEST DIVISION WITHIN THE LAWTON POLICE DEPARTMENT. UNIFORM IS COMPRISED OF PATROL, TRAFFIC, GANGS, & LAKES. THE GOAL OF THE UNIFORM DIVISION IS TO PROVIDE PERSONAL, PROPERTY, TRAFFIC, AND WATER SAFETY TO AND FOR THE PUBLIC. THE LAKE PATROL OFFICERS ARE ASSIGNED TO PATROL AND MONITOR BOTH LAKE LAWTONKA AND LAKE ELLSWORTH.

## COMMENTS

WITH THE 2015 SALES TAX EXTENSION, THE DEPARTMENT HAS BEEN ALLOCATED AN ADDITIONAL 18 OFFICERS. TWO POLICE SERGEANTS HAVE BEEN TRANSFERRED TO POLICE CID FOR FY19-20. PREVIOUS BUDGETS (FY17-18 AND FY18-19) LISTED 132 POLICE OFFICERS/SERGEANTS – THE ACTUAL AMOUNT WAS 131. DURING THE 2018-19 FISCAL YEAR, THE CITY OF LAWTON AND LAWTON POLICE DEPARTMENT SAW THE ADDITION OF 33 FULLY EQUIPED, MARKED POLICE PATROL VEHICLES (SUV). THE SECOND PAYMENT OF THE LEASE-PURCHASE AGREEMENT HAS BEEN BUDGETED THROUGH FY2019-20 ACTIVITY 66 – UNIFORM DIVISION CAPITAL OUTLAY.

## PERSONNEL

## CAPITAL OUTLAY

CLASSIFICATION	SALARY BI-WKLY	17/18	18/19	19/20	ACCT NO.	ITEM	A/R	QTY	BUDGET AMOUNT
CAPTAIN	PD23-PD26	6	6	6	*310	TRUCK, SPORT UTILITY, ½ TON (REVRB #1-5 & 7-34)	A	33	330,066
LIEUTENANT	PD18-PD21	15	15	15	312	800 MHZ MOBILE RADIO	A	9	<u>28,800</u>
POLICE OFFICER/SGT	PD06-PD15	<u>132</u>	<u>132</u>	<u>129</u>					
<i>TOTAL</i>		<u>153</u>	<u>153</u>	<u>150</u>					
<i>TEMPORARY PART-TIME</i>									
POLICE OFFICER (20 HR)	T10H	<u>5</u>	<u>5</u>	<u>3</u>	TOTAL				<u>358,866</u>
<i>TOTAL PART-TIME</i>		<u>5</u>	<u>5</u>	<u>3</u>		*ROLLING STOCK			

## FUNDING SOURCE

CLASSIFICATION	ADOPTED TOTAL 19/20	GENERAL	CIP FUNDED	ROLLING STOCK
PERSONNEL SERVICES	11,773,402	10,486,723	<u>1,286,679</u>	
MATERIALS & SUPPLIES	121,025	121,025		
OTHER SERVICES & CHARGES	24,500	24,500		
CAPITAL OUTLAY	<u>358,866</u>	<u>28,800</u>		<u>330,066</u>
<b>TOTAL DOLLARS</b>	<u>12,277,793</u>	<u>10,661,048</u>	<u>1,286,679</u>	<u>330,066</u>

SUMMARY OF EXPENDITURES

DEPARTMENT: POLICE  
 DIVISION OR ACTIVITY: POLICE UNIFORM

ACTIVITY NO.: 66

ACCT. NO.	ACCOUNT TITLE	2017-2018 ACTUAL EXPENDITURES	2018-2019 ADOPTED BUDGET	2018-2019 EXPENDITURES ESTIMATE	2019-2020 PROPOSED BUDGET
PERSONNEL SERVICES					
101	SALARIES AND WAGES	7,629,182	7,908,670	7,972,720	8,287,200
102	DIFFERENTIAL/LEADMAN PAY	195,594	185,000	190,526	200,000
103	SICK LEAVE-PAY IN LIEU	100,902	113,900	139,313	150,000
104	CONTRACT LABOR	0	0	0	0
105	MAYOR & COUNCIL SALARIES	0	0	0	0
106	PART-TIME	50,663	55,000	50,613	50,000
108	OVERTIME	396,013	440,000	329,386	400,000
110	UNEMPLOYMENT CONTRIBUTION	9,359	7,800	9,500	9,600
111	F.I.C.A.	120,024	129,770	116,938	121,924
112	WORKERS COMPENSATION	176,918	150,800	149,924	180,000
113	GROUP LIFE & HOSP	904,685	853,717	843,680	859,750
114	CITY RETIREMENT PLAN	0	0	0	0
116	POLICE PENSION PLAN	982,281	1,035,850	1,013,394	1,096,778
117	FIREFIGHTER'S PENSION	0	0	0	0
118	LONGEVITY	107,866	108,750	109,954	103,150
119	HOLIDAY PAY	268,193	431,690	285,571	315,000
121	UNIFORM MAINTENANCE	0	0	0	0
197	EDUCATIONAL INCENTIVE	0	0	0	0
		\$10,941,680	\$11,420,947	\$11,211,519	\$11,773,402
MATERIALS AND SUPPLIES					
201	SUPPLIES, TOOLS, EQUIP	5,675	9,000	9,000	11,000
204	PETROLEUM PRODUCTS	0	0	0	0
205	CHEMICALS	0	25	25	25
211	REPAIR AND MAINTENANCE	4,656	4,000	3,500	10,000
212	CONTRACTUAL MAINTENANCE	0	0	0	0
214	MAINT MATERL-MOTIVE EQUIP	0	0	0	0
216	UNIFORM AND CLOTHING	125,063	71,800	71,800	100,000
		\$135,394	\$84,825	\$84,325	\$121,025
OTHER SERVICES & CHARGES					
221	RENTAL, PUBL, PRINTING	419	800	800	800
230	CONTINGENCY	0	0	0	0
231	PROF & TECHNICAL SERVICE	2,341	2,000	2,000	2,500
241	TELEPHONE & POSTAGE	17,936	9,500	14,190	18,000
248	ELECTRICITY & NAT GAS	1,248	2,000	2,000	1,500
251	INSURANCE	150	500	300	300
264	DUES & MEMBERSHIPS	0	0	0	0
265	TRAINING AND TRAVEL	0	915	915	900
272	ELECTION EXPENSE	0	0	0	0
278	CDBG CONTINGENCY	0	0	0	0
279	OTHER EXPENSES	0	500	0	500
299	M&O EXPNS TO OTHER FUNDS	0	0	0	0
		\$22,094	\$16,215	\$20,205	\$24,500
CAPITAL OUTLAY					
310	LEASE PURCHASE AGREEMENT	0	315,085	315,085	330,066
311	MOTIVE EQUIPMENT	0	0	0	0
312	MACHINERY & EQUIPMENT	107,062	194,192	194,192	28,800
314	LIBRARY BOOKS	0	0	0	0
321	CONSTRC, IMPRVMT, ADDTN	0	0	0	0
		\$107,062	\$509,277	\$509,277	\$358,866
	DIVISION TOTALS	\$11,206,230	\$12,031,264	\$11,825,326	\$12,277,793

# POLICE

**DIVISION: POLICE CRIMINAL INVESTIGATION**

**ACTIVITY NO. 67**

## FUNCTION

THE CRIMINAL INVESTIGATION DIVISION IS TASKED WITH INVESTIGATING CRIMES REPORTED WITHIN THE JURISDICTION OF THE LAWTON POLICE DEPARTMENT.

THE PRIORITIES OF THE CRIMINAL INVESTIGATION DIVISION ARE TO INCREASE THE TRAINING AND TECHNOLOGY IN ALL AREAS OF INVESTIGATIONS INCLUDING, BUT NOT LIMITED TO: CRIMES AGAINST WOMEN & CHILDREN, FRAUD, AND INTERNET CRIMES.

## COMMENTS

TWO POLICE SERGEANTS HAVE BEEN TRANSFERRED FROM POLICE UNIFORM TO POLICE CID FOR FY19-20.

THE CRIMINAL INVESTIGATION DIVISION IS DIVIDED INTO "CRIMES AGAINST PEOPLE" AND "CRIMES AGAINST PROPERTY". ACCOUNT 231 INCLUDES THE FUNDING FOR THE "LEADS-ONLINE" INTERNET PAWN SHOP PROGRAM. THIS PROGRAM ALLOWS LOCAL PAWN SHOPS TO DIGITALLY ENTER THEIR PAWN TICKET INFORMATION. IT FURTHER PROVIDES DETECTIVES A DATA BASE OF ITEMS PAWNED WITH THOSE AGENCIES AND SHOPS NATIONWIDE WHO ARE PARTICIPATING MEMBERS.

## PERSONNEL

CLASSIFICATION	SALARY BI-WKLY	PERSONNEL		
		17/18	18/19	19/20
CAPTAIN	PD26	1	1	1
LIEUTENANT	PD18-PD21	2	2	2
POLICE OFFICER/SGT	PD12-PD15	17	17	19
ADMIN ASST II	GE06	1	1	1
<i>TOTAL</i>		<u>21</u>	<u>21</u>	<u>23</u>

## CAPITAL OUTLAY

ACCT NO.	ITEM	A/R	QTY	BUDGET AMOUNT
*310	TRUCK, FULL SIZE, 4-DOOR (REVRB #6)	R	1	<u>5,540</u>
TOTAL				<u>5,540</u>
*ROLLING STOCK				

## FUNDING SOURCE

CLASSIFICATION	ADOPTED			
	TOTAL 19/20	GENERAL	CIP FUNDED	ROLLING STOCK
PERSONNEL SERVICES	1,991,638	1,872,171	<u>119,467</u>	
MATERIALS & SUPPLIES	27,100	27,100		
OTHER SERVICES & CHARGES	25,863	25,863		
CAPITAL OUTLAY	<u>5,540</u>	0		<u>5,540</u>
<b>TOTAL DOLLARS</b>	<u>2,050,141</u>	<u>1,925,134</u>	<u>119,467</u>	<u>5,540</u>



SUMMARY OF EXPENDITURES

DEPARTMENT: POLICE  
 DIVISION OR ACTIVITY: POLICE CID

ACTIVITY NO.: 67

ACCT. NO.	ACCOUNT TITLE	2017-2018 ACTUAL EXPENDITURES	2018-2019 ADOPTED BUDGET	2018-2019 EXPENDITURES ESTIMATE	2019-2020 PROPOSED BUDGET
PERSONNEL SERVICES					
101	SALARIES AND WAGES	1,313,201	1,343,160	1,324,829	1,454,350
102	DIFFERENTIAL/LEADMAN PAY	16,638	17,000	16,545	20,000
103	SICK LEAVE-PAY IN LIEU	29,141	38,800	24,800	26,500
104	CONTRACT LABOR	0	0	0	0
105	MAYOR & COUNCIL SALARIES	0	0	0	0
106	PART-TIME	0	0	0	0
108	OVERTIME	63,964	53,000	65,955	60,000
110	UNEMPLOYMENT CONTRIBUTION	1,244	1,100	1,350	1,500
111	F.I.C.A.	22,344	24,200	24,108	26,938
112	WORKERS COMPENSATION	11,276	6,100	9,601	11,000
113	GROUP LIFE & HOSP	130,004	125,063	124,962	137,100
114	CITY RETIREMENT PLAN	4,338	4,400	4,142	4,500
116	POLICE PENSION PLAN	158,521	169,500	162,202	175,000
117	FIREFIGHTER'S PENSION	0	0	0	0
118	LONGEVITY	28,727	27,285	28,495	29,750
119	HOLIDAY PAY	42,953	43,400	43,400	45,000
121	UNIFORM MAINTENANCE	0	0	0	0
197	EDUCATIONAL INCENTIVE	0	0	0	0
		\$1,822,351	\$1,853,008	\$1,830,389	\$1,991,638
MATERIALS AND SUPPLIES					
201	SUPPLIES, TOOLS, EQUIP	7,522	6,000	6,000	7,500
204	PETROLEUM PRODUCTS	0	0	0	0
205	CHEMICALS	913	1,100	1,100	1,100
211	REPAIR AND MAINTENANCE	0	500	500	500
212	CONTRACTUAL MAINTENANCE	0	5,000	0	0
214	MAINT MATERL-MOTIVE EQUIP	0	0	0	0
216	UNIFORM AND CLOTHING	13,012	16,000	16,000	18,000
		\$21,447	\$28,600	\$23,600	\$27,100
OTHER SERVICES & CHARGES					
221	RENTAL, PUBL, PRINTING	1,137	1,000	1,600	1,800
230	CONTINGENCY	0	0	0	0
231	PROF & TECHNICAL SERVICE	10,623	12,250	12,000	12,900
241	TELEPHONE & POSTAGE	9,320	9,422	9,400	9,863
248	ELECTRICITY & NAT GAS	0	0	0	0
251	INSURANCE	30	120	90	120
264	DUES & MEMBERSHIPS	0	0	0	0
265	TRAINING AND TRAVEL	620	680	580	680
272	ELECTION EXPENSE	0	0	0	0
278	CDBG CONTINGENCY	0	0	0	0
279	OTHER EXPENSES	0	500	250	500
299	M&O EXPNS TO OTHER FUNDS	0	0	0	0
		\$21,730	\$23,972	\$23,920	\$25,863
CAPITAL OUTLAY					
310	LEASE PURCHASE AGREEMENT	0	5,540	5,540	5,540
311	MOTIVE EQUIPMENT	0	0	0	0
312	MACHINERY & EQUIPMENT	6,035	20,557	20,557	0
314	LIBRARY BOOKS	0	0	0	0
321	CONSTRC, IMPRMNT, ADDTN	0	0	0	0
		\$6,035	\$26,097	\$26,097	\$5,540
	DIVISION TOTALS	\$1,871,563	\$1,931,677	\$1,904,006	\$2,050,141

# POLICE

**DIVISION: POLICE TECHNICAL SERVICES**

**ACTIVITY NO. 68**

## FUNCTION

THE TECHNICAL SERVICES DIVISION IS RESPONSIBLE FOR OVERALL OPERATIONS OF THE CITY OF LAWTON CORRECTIONAL FACILITY, RECORDS SECTION, PROPERTY & IDENTIFICATION, STATION MAINTENANCE, AND BUILDING SECURITY.

## COMMENTS

ADDING ONE CORRECTIONS MANAGER, NINE CORRECTIONAL OFFICERS (FORMERLY TITLED "JAILERS"), AND ONE ADMINISTRATIVE ASSISTANT FOR THE PUBLIC SAFETY FACILITY. THESE POSITIONS WILL NOT BE HIRED UNTIL JANUARY 2020.

THE CORRECTIONAL FACILITY CURRENTLY HAS A MAXIMUM CAPACITY OF 70 TOTAL INMATES. THE PRIMARY FUNDING FOR THIS FACILITY IS FROM ACCOUNT 011-1068-201 WHERE THE MAJORITY OF THE EXPENSE IS TO PURCHASE FOOD AND SUPPLIES FOR THE INMATES. THE SECONDARY FUNDING FOR THE JAIL FACILITY IS FROM THE SPECIAL JAIL FUND 076-1065-211 ESTABLISHED THROUGH THE MUNICIPAL COURT AND BY CITY ORDINANCE. THIS SPECIAL JAIL FUND IS USED TO COVER THE MAINTENANCE EXPENDITURES ASSOCIATED WITH THE FACILITY.

THE RECORDS' SECTION IS COMPRISED OF THE RECORD'S MANAGER AND DEPARTMENT CLERICAL STAFF. THEY ARE RESPONSIBLE FOR THE TOTAL ENTRY OF ALL CITATIONS AND INCIDENT/OFFENSE REPORTS GENERATED BY THE OFFICERS & CITIZENS (ONLINE) WITHIN OUR JURISDICTION. IN ADDITION, THEY PROCESS ALL CITATIONS GENERATED BY THE LAWTON FIRE DEPARTMENT, MUNICIPAL COURT, AND ANIMAL WELFARE.

## PERSONNEL

CLASSIFICATION	SALARY			
	BI-WKLY	17/18	18/19	19/20
CAPTAIN	PD23- PD26	1	1	1
RECORDS MANAGER	GE08	1	1	1
CORRECTIONS MANAGER	GE08	0	0	1
JAIL SHIFT SUPERVISOR	GE07	3	3	3
CORRECTIONAL OFFICER	GE06	11	11	20
ADMIN ASST II	GE06	2	2	3
BLDG MAINT WKR III	GE05	1	1	1
POLICE CLERK	GE05	2	2	2
<i>TOTAL</i>		<u>28</u>	<u>28</u>	<u>39</u>

## CAPITAL OUTLAY

ACCT NO.	ITEM	A/R	QTY	BUDGET
				AMOUNT
312	MOTOROLA APX 4500 800 MHZ PORTABLE RADIO & CHARGER	A	3	9,000
312	X26P TASER	A	4	<u>6,076</u>
<b>TOTAL</b>				<u>15,076</u>

## FUNDING SOURCE

CLASSIFICATION	ADOPTED	GENERAL	CIP FUNDED
	TOTAL 19/20		
PERSONNEL SERVICES	1,738,796	1,731,693	<u>7,103</u>
MATERIALS & SUPPLIES	255,350	255,350	
OTHER SERVICES & CHARGES	93,980	93,980	
CAPITAL OUTLAY	<u>15,076</u>	<u>15,076</u>	
<b>TOTAL DOLLARS</b>	<u>2,103,202</u>	<u>2,096,099</u>	<u>7,103</u>

SUMMARY OF EXPENDITURES

DEPARTMENT: POLICE  
 DIVISION OR ACTIVITY: POLICE TECH SERVICES

ACTIVITY NO.: 68

ACCT. NO.	ACCOUNT TITLE	2017-2018 ACTUAL EXPENDITURES	2018-2019 ADOPTED BUDGET	2018-2019 EXPENDITURES ESTIMATE	2019-2020 PROPOSED BUDGET
PERSONNEL SERVICES					
101	SALARIES AND WAGES	962,844	1,006,900	994,418	1,204,060
102	DIFFERENTIAL/LEADMAN PAY	14,476	12,000	15,576	21,500
103	SICK LEAVE-PAY IN LIEU	7,366	13,410	12,212	10,000
104	CONTRACT LABOR	0	0	0	0
105	MAYOR & COUNCIL SALARIES	0	0	0	0
106	PART-TIME	0	0	0	0
108	OVERTIME	68,745	45,000	75,605	55,000
110	UNEMPLOYMENT CONTRIBUTION	1,658	1,500	1,750	1,900
111	F.I.C.A.	69,482	72,885	74,275	93,864
112	WORKERS COMPENSATION	4,845	6,000	4,605	6,000
113	GROUP LIFE & HOSP	128,952	125,515	116,381	169,490
114	CITY RETIREMENT PLAN	89,653	94,560	92,412	114,882
116	POLICE PENSION PLAN	10,026	10,310	9,970	10,800
117	FIREFIGHTER'S PENSION	0	0	0	0
118	LONGEVITY	27,936	29,585	29,585	30,800
119	HOLIDAY PAY	17,545	14,125	19,154	20,500
121	UNIFORM MAINTENANCE	0	0	0	0
197	EDUCATIONAL INCENTIVE	0	0	0	0
		\$1,403,528	\$1,431,790	\$1,445,943	\$1,738,796
MATERIALS AND SUPPLIES					
201	SUPPLIES, TOOLS, EQUIP	153,615	178,000	178,000	190,000
204	PETROLEUM PRODUCTS	0	0	0	0
205	CHEMICALS	0	0	0	0
211	REPAIR AND MAINTENANCE	3,672	8,000	8,000	8,000
212	CONTRACTUAL MAINTENANCE	40,021	46,400	46,400	47,350
214	MAINT MATERL-MOTIVE EQUIP	0	0	0	0
216	UNIFORM AND CLOTHING	3,297	4,200	4,200	10,000
		\$200,605	\$236,600	\$236,600	\$255,350
OTHER SERVICES & CHARGES					
221	RENTAL, PUBL, PRINTING	11,210	11,900	13,000	14,000
230	CONTINGENCY	0	0	0	0
231	PROF & TECHNICAL SERVICE	578	680	680	680
241	TELEPHONE & POSTAGE	28,739	17,781	17,781	19,000
248	ELECTRICITY & NAT GAS	45,584	45,000	45,000	60,000
251	INSURANCE	0	150	50	150
264	DUES & MEMBERSHIPS	0	0	0	0
265	TRAINING AND TRAVEL	0	0	0	0
272	ELECTION EXPENSE	0	0	0	0
278	CDBG CONTINGENCY	0	0	0	0
279	OTHER EXPENSES	0	300	300	150
299	M&O EXPNS TO OTHER FUNDS	0	0	0	0
		\$86,111	\$75,811	\$76,811	\$93,980
CAPITAL OUTLAY					
310	LEASE PURCHASE AGREEMENT	0	0	0	0
311	MOTIVE EQUIPMENT	0	0	0	0
312	MACHINERY & EQUIPMENT	0	0	0	15,076
314	LIBRARY BOOKS	0	0	0	0
321	CONSTRC, IMPRVMT, ADDTN	0	0	0	0
		\$0	\$0	\$0	\$15,076
DIVISION TOTALS		\$1,690,244	\$1,744,201	\$1,759,354	\$2,103,202

# POLICE

**DIVISION: TRAINING**

**ACTIVITY NO. 69**

## FUNCTION

THIS DIVISION IS RESPONSIBLE FOR ALL ASPECTS OF TRAINING AND EDUCATION OF DEPARTMENTAL PERSONNEL AS IT RELATES TO GENERAL AND SPECIALIZED DUTIES AND RESPONSIBILITIES. THIS INCLUDES, BUT IS NOT LIMITED TO: EACH OFFICER'S ANNUAL CLEET MANDATED CERTIFICATION, FIREARMS REQUALIFICATION, AND EMERGENCY VEHICLE OPERATION TRAINING. THE TRAINING DIVISION IS ALSO TASKED WITH MAINTAINING THE TRAINING RECORDS OF ALL DEPARTMENT PERSONNEL.

THE TRAINING DIVISION IS RESPONSIBLE FOR THE PROCESSING OF POLICE APPLICANTS FROM THE INITIAL BACKGROUND & TESTING TO THE HIRING & TRAINING. THEY ARE RESPONSIBLE FOR OPERATING THE DEPARTMENT'S OWN OKLAHOMA STATE CERTIFIED CLEET ACADEMY.

THIS DIVISION IS ALSO RESPONSIBLE FOR THE TRAINING PRESENTED TO THE CITY OF LAWTON - FT. SILL AND SURROUNDING COMMUNITY AS IT RELATES TO LAW ENFORCEMENT FUNCTIONS.

## COMMENTS

ACCOUNT 201 IS PRIMARILY USED TO FUND THE PURCHASE THE VARIOUS AMMUNITION USED BY THE OFFICERS. THE REMAINDER OF THE ACCOUNT IS USED TO PURCHASE THE SUPPLIES, ETC. TO OPERATE THE TRAINING OFFICE, OUTDOOR PISTOL RANGE, AND DEPARTMENT'S CLEET ACADEMIES.

ACCOUNT 212 PROVIDES THE FUNDING FOR THE MAINTENANCE CONTRACT ON THE DEPARTMENT'S INDOOR MILO SHOOTING RANGE SYSTEM. THIS IS A THREE YEAR CONTRACT WHICH PROVIDES SERVICE MAINTENANCE THROUGHOUT THE CONTRACT PERIOD AND A COMPLETE REPLACEMENT/UPDATE OF THE SYSTEM PRIOR TO THE END OF THE CONTRACT PERIOD.

## PERSONNEL

CLASSIFICATION	SALARY BI-WKLY	19/20		
		17/18	18/19	19/20
LIEUTENANT	PD18	1	1	1
POLICE OFFICER/SGT	PD12-15	<u>3</u>	<u>3</u>	<u>3</u>
<i>TOTAL</i>		<u>4</u>	<u>4</u>	<u>4</u>

## CAPITAL OUTLAY

ACCT NO.	ITEM	A/R	QTY	BUDGET AMOUNT
312	X26P TASER W/ HOLSTER, BATTERY, & WARRANTY	R	3	<u>4,600</u>
<i>TOTAL</i>				<u>4,600</u>

## FUNDING SOURCE

CLASSIFICATION	ADOPTED		
	TOTAL 19/20	GENERAL	CIP FUNDED
PERSONNEL SERVICES	363,682	346,333	<u>17,349</u>
MATERIALS & SUPPLIES	119,900	119,900	
OTHER SERVICES & CHARGES	28,010	28,010	
CAPITAL OUTLAY	<u>4,600</u>	<u>4,600</u>	
<b>TOTAL DOLLARS</b>	<u>516,192</u>	<u>498,843</u>	<u>17,349</u>

SUMMARY OF EXPENDITURES

DEPARTMENT: POLICE  
 DIVISION OR ACTIVITY: POLICE TRAINING

ACTIVITY NO.: 69

ACCT. NO.	ACCOUNT TITLE	2017-2018 ACTUAL EXPENDITURES	2018-2019 ADOPTED BUDGET	2018-2019 EXPENDITURES ESTIMATE	2019-2020 PROPOSED BUDGET
PERSONNEL SERVICES					
101	SALARIES AND WAGES	266,950	267,200	249,834	258,800
102	DIFFERENTIAL/LEADMAN PAY	0	0	0	0
103	SICK LEAVE-PAY IN LIEU	5,070	5,450	5,466	5,900
104	CONTRACT LABOR	0	0	0	0
105	MAYOR & COUNCIL SALARIES	0	0	0	0
106	PART-TIME	0	0	0	0
108	OVERTIME	12,635	10,000	14,316	10,000
110	UNEMPLOYMENT CONTRIBUTION	237	225	350	500
111	F.I.C.A.	3,987	4,500	3,666	4,300
112	WORKERS COMPENSATION	480	525	525	700
113	GROUP LIFE & HOSP	35,058	32,355	32,355	32,500
114	CITY RETIREMENT PLAN	0	0	0	0
116	POLICE PENSION PLAN	33,481	35,300	32,497	34,707
117	FIREFIGHTER'S PENSION	0	0	0	0
118	LONGEVITY	7,512	10,270	7,800	8,175
119	HOLIDAY PAY	7,694	5,450	7,900	8,100
121	UNIFORM MAINTENANCE	0	0	0	0
197	EDUCATIONAL INCENTIVE	0	0	0	0
		\$373,104	\$371,275	\$354,709	\$363,682
MATERIALS AND SUPPLIES					
201	SUPPLIES, TOOLS, EQUIP	96,067	70,000	70,000	115,000
204	PETROLEUM PRODUCTS	0	0	0	0
205	CHEMICALS	41	100	100	100
211	REPAIR AND MAINTENANCE	2,313	3,000	1,500	3,000
212	CONTRACTUAL MAINTENANCE	0	28,400	28,328	0
214	MAINT MATERL-MOTIVE EQUIP	0	0	0	0
216	UNIFORM AND CLOTHING	1,700	1,800	1,800	1,800
		\$100,121	\$103,300	\$101,728	\$119,900
OTHER SERVICES & CHARGES					
221	RENTAL, PUBL, PRINTING	4,994	4,000	4,000	4,250
230	CONTINGENCY	0	0	0	0
231	PROF & TECHNICAL SERVICE	10,162	10,000	17,000	17,000
241	TELEPHONE & POSTAGE	1,865	2,031	2,031	2,120
248	ELECTRICITY & NAT GAS	1,322	1,700	1,700	1,700
251	INSURANCE	0	0	0	0
264	DUES & MEMBERSHIPS	0	0	0	0
265	TRAINING AND TRAVEL	1,236	1,455	1,455	1,440
272	ELECTION EXPENSE	0	0	0	0
278	CDBG CONTINGENCY	0	0	0	0
279	OTHER EXPENSES	468	1,500	1,350	1,500
299	M&O EXPNS TO OTHER FUNDS	0	0	0	0
		\$20,047	\$20,686	\$27,536	\$28,010
CAPITAL OUTLAY					
310	LEASE PURCHASE AGREEMENT	0	0	0	0
311	MOTIVE EQUIPMENT	0	0	0	0
312	MACHINERY & EQUIPMENT	29,617	16,800	16,800	4,600
314	LIBRARY BOOKS	0	0	0	0
321	CONSTRUC, IMPRVMT, ADDTN	0	0	0	0
		\$29,617	\$16,800	\$16,800	\$4,600
DIVISION TOTALS		\$522,889	\$512,061	\$500,773	\$516,192

# POLICE

**DIVISION: SERVICE CONTRACTS**

**ACTIVITY NO. 70**

## FUNCTION

THIS ACTIVITY PROVIDES FUNDING FOR CONTRACT SERVICES PROVIDED BY OUTSIDE AGENCIES TO THE LAWTON POLICE DEPARTMENT.

## COMMENTS

ACCOUNT 231 INCLUDES \$93,220 FOR THE COMANCHE COUNTY JUVENILE DETENTION CENTER AND \$70,000 FOR THE MARIE DETTY EMERGENCY YOUTH SHELTER FOR A TOTAL OF \$163,220.

## PERSONNEL

CLASSIFICATION	SALARY BI-WKLY	17/18	18/19	19/20

## CAPITAL OUTLAY

ACCT NO.	ITEM	A/R	QTY	BUDGET AMOUNT

## FUNDING SOURCE

CLASSIFICATION	ADOPTED TOTAL 19/20	GENERAL
PERSONNEL SERVICES		
MATERIALS & SUPPLIES		
OTHER SERVICES & CHARGES	<u>163,220</u>	<u>163,220</u>
CAPITAL OUTLAY		
<b>TOTAL DOLLARS</b>	<u>163,220</u>	<u>163,220</u>

SUMMARY OF EXPENDITURES

DEPARTMENT: POLICE  
 DIVISION OR ACTIVITY: POLICE CONTRACT SERVICES

ACTIVITY NO.: 70

ACCT. NO.	ACCOUNT TITLE	2017-2018 ACTUAL EXPENDITURES	2018-2019 ADOPTED BUDGET	2018-2019 EXPENDITURES ESTIMATE	2019-2020 PROPOSED BUDGET
PERSONNEL SERVICES					
101	SALARIES AND WAGES	0	0	0	0
102	DIFFERENTIAL/LEADMAN PAY	0	0	0	0
103	SICK LEAVE-PAY IN LIEU	0	0	0	0
104	CONTRACT LABOR	0	0	0	0
105	MAYOR & COUNCIL SALARIES	0	0	0	0
106	PART-TIME	0	0	0	0
108	OVERTIME	0	0	0	0
110	UNEMPLOYMENT CONTRIBUTION	0	0	0	0
111	F.I.C.A.	0	0	0	0
112	WORKERS COMPENSATION	0	0	0	0
113	GROUP LIFE & HOSP	0	0	0	0
114	CITY RETIREMENT PLAN	0	0	0	0
116	POLICE PENSION PLAN	0	0	0	0
117	FIREFIGHTER'S PENSION	0	0	0	0
118	LONGEVITY	0	0	0	0
119	HOLIDAY PAY	0	0	0	0
121	UNIFORM MAINTENANCE	0	0	0	0
197	EDUCATIONAL INCENTIVE	0	0	0	0
		\$0	\$0	\$0	\$0
MATERIALS AND SUPPLIES					
201	SUPPLIES, TOOLS, EQUIP	0	0	0	0
204	PETROLEUM PRODUCTS	0	0	0	0
205	CHEMICALS	0	0	0	0
211	REPAIR AND MAINTENANCE	0	0	0	0
212	CONTRACTUAL MAINTENANCE	0	0	0	0
214	MAINT MATERL-MOTIVE EQUIP	0	0	0	0
216	UNIFORM AND CLOTHING	0	0	0	0
		\$0	\$0	\$0	\$0
OTHER SERVICES & CHARGES					
221	RENTAL, PUBL, PRINTING	0	0	0	0
230	CONTINGENCY	0	0	0	0
231	PROF & TECHNICAL SERVICE	163,220	163,220	163,220	163,220
241	TELEPHONE & POSTAGE	0	0	0	0
248	ELECTRICITY & NAT GAS	0	0	0	0
251	INSURANCE	0	0	0	0
264	DUES & MEMBERSHIPS	0	0	0	0
265	TRAINING AND TRAVEL	0	0	0	0
272	ELECTION EXPENSE	0	0	0	0
278	CDBG CONTINGENCY	0	0	0	0
279	OTHER EXPENSES	0	0	0	0
299	M&O EXPNS TO OTHER FUNDS	0	0	0	0
		\$163,220	\$163,220	\$163,220	\$163,220
CAPITAL OUTLAY					
310	LEASE PURCHASE AGREEMENT	0	0	0	0
311	MOTIVE EQUIPMENT	0	0	0	0
312	MACHINERY & EQUIPMENT	0	0	0	0
314	LIBRARY BOOKS	0	0	0	0
321	CONSTRC, IMPRVMT, ADDTN	0	0	0	0
		\$0	\$0	\$0	\$0
DIVISION TOTALS		\$163,220	\$163,220	\$163,220	\$163,220

# POLICE

**DIVISION: ANIMAL WELFARE**

**ACTIVITY NO. 89**

## FUNCTION

THE ANIMAL WELFARE DIVISION IS RESPONSIBLE FOR THE MAINTENANCE OF THE ANIMAL SHELTER, THE ADOPTION OR REDEMPTION OF LOST OR STRAYED ANIMALS WHICH HAVE BEEN IMPOUNDED, AS WELL AS THOSE ANIMALS WHICH ARE NEITHER REDEEMED NOR ADOPTED. THE ANIMAL WELFARE DIVISION IS ALSO RESPONSIBLE FOR THE CONTROL OF STRAY ANIMALS THROUGHOUT THE CITY OF LAWTON AND THE ENFORCEMENT OF LAWS PERTAINING TO LICENSING AND CONTROL. FURTHER, ANIMAL WELFARE IS RESPONSIBLE FOR THE REMOVAL OF DEAD ANIMALS FROM STREETS. UNDER SIGNED, AND CITY COUNCIL APPROVED, AGREEMENTS THE ANIMAL WELFARE DIVISION, WHEN DISPATCHED, IS RESPONSIBLE FOR THE PICKUP OF STRAY ANIMALS IN THE CANTONMENT AREA OF FT. SILL.

## COMMENTS

ACCOUNT 201, SUPPLIES, PROVIDES FUNDING FOR ANIMAL FOOD AND EUTHANASIA DRUGS. ACCOUNT 231, PROFESSIONAL SERVICES, PROVIDES VETERINARY SERVICES TO CARE FOR ANIMALS, AS WELL AS RABIES VACCINATIONS. FUND 18 WILL HELP COVER THE COST OF RABIES STERILIZATION AND ASSOCIATED COSTS. FUND 23 WILL HELP COVER THE COST OF PUBLIC EDUCATION, NOTICES, FLYERS, ETC. FUND 42 WILL HELP WITH INFRASTRUCTURE UPGRADES AND MEDICAL SUPPLIES NOT COVERED IN THE VETERINARY CONTRACT. RECLASSIFIED ADMINISTRATIVE ASSISTANT I FROM PART-TIME TO FULL-TIME FOR FY19-20. QUAD CAB PICKUP 4X4 WITH EQUIPMENT TO BE FUNDED BY PROCEEDS FROM FORT SILL CONTRACT.

## PERSONNEL

CLASSIFICATION	SALARY BI-WKLY	PERSONNEL		
		17/18	18/19	19/20
ANIMAL WELFARE SUPT	GE14	1	1	1
FIELD SUPERVISOR	GE09	1	1	1
ANIMAL WELFARE OFCR	GE06	4	4	4
ANIMAL CARE TECHNICIAN	GE06	2	2	2
ADMIN ASST I	GE04	1	0	1
ADMIN ASST II	GE06	1	1	1
VETERINARY ASST	GE07	1	1	1
KENNEL SUPERVISOR	GE09	1	1	1
<b>TOTAL</b>		<u>12</u>	<u>11</u>	<u>12</u>
<i>REGULAR PART-TIME</i>				
ADMIN ASST I (20 HRS)	GE04	0	1	0
<b>TOTAL PART-TIME</b>		<u>0</u>	<u>1</u>	<u>0</u>

## CAPITAL OUTLAY

ACCT NO.	ITEM	A/R	QTY	BUDGET AMOUNT
*312	INDUSTRIAL DISHWASHER	A	1	6,000
*312	AUTO-CLAVE STERILIZER	R	1	3,000
312	QUAD CAB PICKUP 4X4 WITH EQUIPMENT	R	1	<u>50,000</u>
<b>TOTAL</b>				<u>59,000</u>
	*ANIMAL LICENSE FUND			

## FUNDING SOURCE

CLASSIFICATION	ADOPTED TOTAL 19/20	GENERAL	NEUTER FUND 18	DONATION FUND 23	LICENSE FUND 42
PERSONNEL SERVICES	622,333	622,333			
MATERIALS & SUPPLIES	82,710	49,710	30,000	<u>3,000</u>	
OTHER SERVICES & CHARGES	115,636	77,800	<u>15,000</u>		22,836
CAPITAL OUTLAY	<u>59,000</u>	<u>50,000</u>			<u>9,000</u>
<b>TOTAL DOLLARS</b>	<u>879,679</u>	<u>799,843</u>	<u>45,000</u>	<u>3,000</u>	<u>31,836</u>



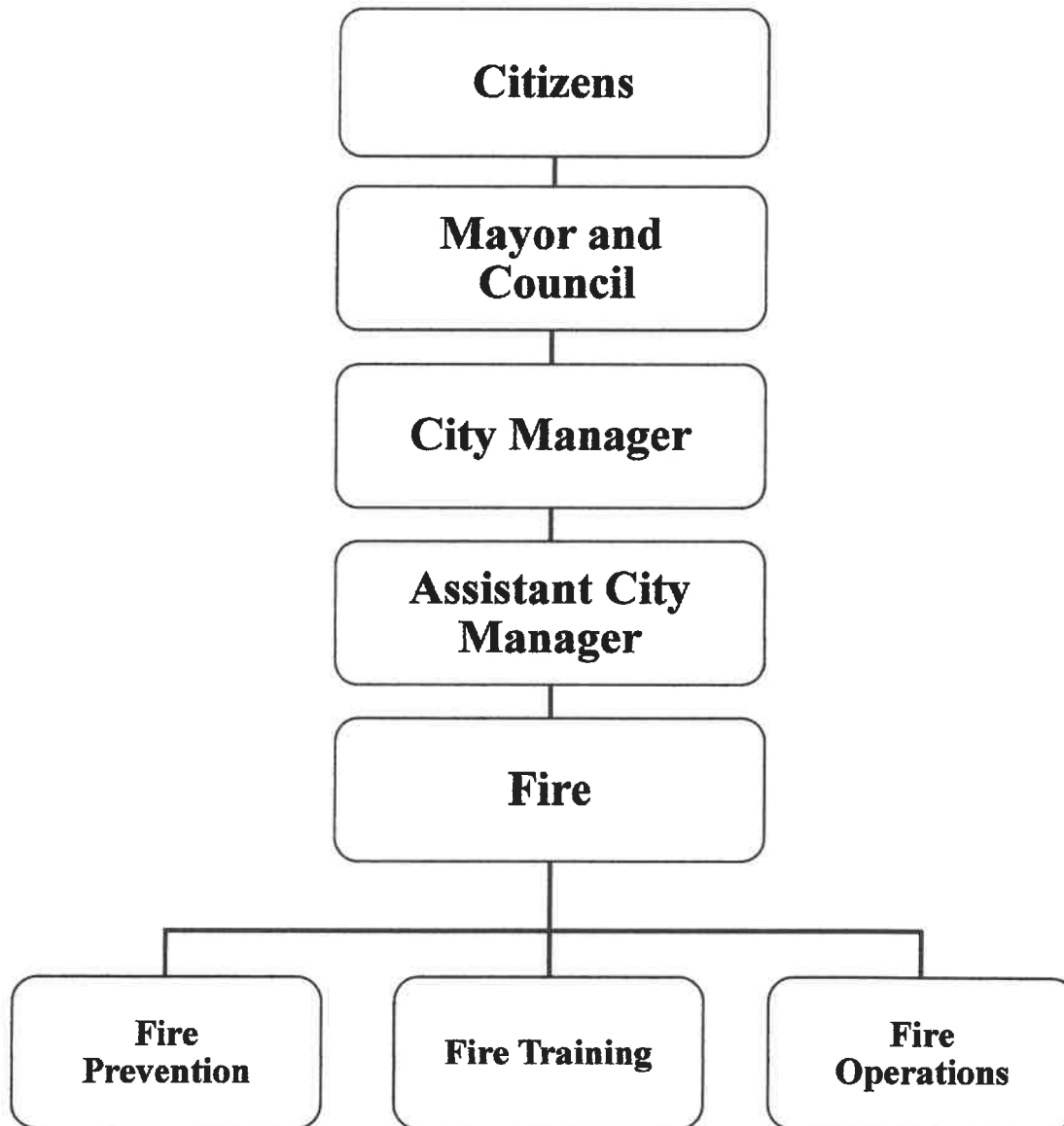
SUMMARY OF EXPENDITURES

DEPARTMENT: POLICE  
 DIVISION OR ACTIVITY: ANIMAL WELFARE

ACTIVITY NO. : 89

ACCT. NO.	ACCOUNT TITLE	2017-2018 ACTUAL EXPENDITURES	2018-2019 ADOPTED BUDGET	2018-2019 EXPENDITURES ESTIMATE	2019-2020 PROPOSED BUDGET
PERSONNEL SERVICES					
101	SALARIES AND WAGES	386,079	402,298	404,889	439,500
102	DIFFERENTIAL/LEADMAN PAY	4,343	4,000	4,438	4,000
103	SICK LEAVE-PAY IN LIEU	1,284	300	10,800	2,000
104	CONTRACT LABOR	31,658	40,560	32,774	0
105	MAYOR & COUNCIL SALARIES	0	0	0	0
106	PART-TIME	0	13,926	12,571	0
108	OVERTIME	31,510	34,000	33,438	34,000
110	UNEMPLOYMENT CONTRIBUTION	711	545	800	900
111	F. I. C. A.	29,517	31,909	32,698	33,536
112	WORKERS COMPENSATION	4,008	2,750	2,689	3,500
113	GROUP LIFE & HOSP	42,011	38,921	43,814	57,040
114	CITY RETIREMENT PLAN	38,622	40,577	41,886	44,487
116	POLICE PENSION PLAN	0	0	0	0
117	FIREFIGHTER'S PENSION	0	0	0	0
118	LONGEVITY	2,932	3,170	3,170	3,370
119	HOLIDAY PAY	0	0	0	0
121	UNIFORM MAINTENANCE	0	0	0	0
197	EDUCATIONAL INCENTIVE	0	0	0	0
		\$572,675	\$612,956	\$623,967	\$622,333
MATERIALS AND SUPPLIES					
201	SUPPLIES, TOOLS, EQUIP	85,356	94,000	92,000	74,500
204	PETROLEUM PRODUCTS	0	0	0	0
205	CHEMICALS	27	1,000	750	750
211	REPAIR AND MAINTENANCE	536	3,000	2,500	2,500
212	CONTRACTUAL MAINTENANCE	2,920	1,760	1,260	1,760
214	MAINT MATERL-MOTIVE EQUIP	0	0	0	0
216	UNIFORM AND CLOTHING	4,611	3,300	3,300	3,200
		\$93,450	\$103,060	\$99,810	\$82,710
OTHER SERVICES & CHARGES					
221	RENTAL, PUBL, PRINTING	2,257	3,000	3,000	3,000
230	CONTINGENCY	0	0	0	0
231	PROF & TECHNICAL SERVICE	2,099	3,000	8,000	44,440
241	TELEPHONE & POSTAGE	5,113	6,227	6,227	6,200
248	ELECTRICITY & NAT GAS	27,464	20,540	24,000	24,000
251	INSURANCE	0	0	0	0
264	DUES & MEMBERSHIPS	0	0	0	0
265	TRAINING AND TRAVEL	898	3,888	3,888	7,996
272	ELECTION EXPENSE	0	0	0	0
278	CDBG CONTINGENCY	0	0	0	0
279	OTHER EXPENSES	3,524	7,000	7,000	30,000
299	M&O EXPNS TO OTHER FUNDS	0	0	0	0
		\$41,355	\$43,655	\$52,115	\$115,636
CAPITAL OUTLAY					
310	LEASE PURCHASE AGREEMENT	0	0	0	0
311	MOTIVE EQUIPMENT	0	0	0	0
312	MACHINERY & EQUIPMENT	0	0	0	59,000
314	LIBRARY BOOKS	0	0	0	0
321	CONSTRC, IMPRVMT, ADDTN	0	0	0	0
		\$0	\$0	\$0	\$59,000
	DIVISION TOTALS	\$707,480	\$759,671	\$775,892	\$879,679

# Fire



<b>Budget</b>	<b>Full-Time Positions</b>
<b>\$15,249,056</b>	<b>147</b>

# FIRE

**DIVISION: FIRE PREVENTION**

**ACTIVITY NO. 93**

## FUNCTION

## COMMENTS

THE PRIMARY MISSION OF THE LAWTON FIRE DEPARTMENT'S FIRE PREVENTION DIVISION IS TO ENSURE THE SAFETY OF THE CITIZENS OF LAWTON BY PREVENTING FIRES AND ASSOCIATED HAZARDOUS CONDITIONS. TO ACCOMPLISH THIS, FIRE PREVENTION PERSONNEL CONDUCT FIRE ORIGIN AND CAUSE INVESTIGATIONS, FIRE AND LIFE SAFETY INSPECTIONS, CODE ENFORCEMENT INSPECTIONS, BUILDING PLAN REVIEWS, PUBLIC EDUCATION PROGRAMS, AND CRIMINAL INVESTIGATIONS INVOLVING POTENTIAL ARSON CRIMES AND ASSIST WITH THE PROSECUTION OF SUCH CRIMES. OTHER RESPONSIBILITIES INCLUDE ATTAINING AND MAINTAINING CLEET CERTIFICATION AS PEACE OFFICERS IN THE STATE OF OKLAHOMA; MAINTAINING REQUIRED STATE AND NATIONAL FIRE RECORDS, COORDINATING WITH OTHER DEPARTMENTS WITHIN THE CITY OF LAWTON TO OVERSEE THE CITY'S WATER DISTRIBUTION SYSTEM AS IT RELATES TO FIRE PROTECTION NEEDS; WORKING WITH THE FIRE CHIEF IN THE DEVELOPMENT OF DEPARTMENT AND CITY POLICIES AND PROCEDURES TO IMPROVE OVERALL PUBLIC SAFETY, AS WELL AS VARIOUS OTHER DUTIES. ADDITIONALLY, THIS DIVISION IS INVOLVED IN ASSISTING WITH FIRE DEPARTMENT RECRUITMENT EFFORTS, AND IN THE DEVELOPMENT OF PLANS AND GOALS, BOTH LONG AND SHORT RANGE, FOR THE LAWTON FIRE DEPARTMENT.

## PERSONNEL

## CAPITAL OUTLAY

CLASSIFICATION	SALARY BI-WKLY	17/18	18/19	19/20
FIRE MARSHAL	FD39	1	1	1
DEPUTY FIRE MARSHAL/CAPT	FD34	1	1	1
ASST FIRE MARSHAL	FD31	2	2	2
FIRE INSPECTOR/ INVESTIGATOR	FD29	1	1	1
ADMIN ASST I	GE04	1	1	1
<i>TOTAL</i>		<u>6</u>	<u>6</u>	<u>6</u>

ACCT NO.	ITEM	A/R	QTY	BUDGET AMOUNT

## FUNDING SOURCE

CLASSIFICATION	ADOPTED TOTAL 19/20	GENERAL	TRAINING FUND	CIP FUNDED
PERSONNEL SERVICES	510,270	510,270		
MATERIALS & SUPPLIES	13,200	13,200		
OTHER SERVICES & CHARGES	23,842	16,942	<u>6,900</u>	
CAPITAL OUTLAY	<u>0</u>	<u>0</u>		
<b>TOTAL DOLLARS</b>	<u>547,312</u>	<u>540,412</u>	<u>6,900</u>	

SUMMARY OF EXPENDITURES

DEPARTMENT: FIRE  
 DIVISION OR ACTIVITY: FIRE PREVENTION

ACTIVITY NO.: 93

ACCT. NO.	ACCOUNT TITLE	2017-2018 ACTUAL EXPENDITURES	2018-2019 ADOPTED BUDGET	2018-2019 EXPENDITURES ESTIMATE	2019-2020 PROPOSED BUDGET
PERSONNEL SERVICES					
101	SALARIES AND WAGES	354,897	360,250	360,384	364,100
102	DIFFERENTIAL/LEADMAN PAY	13,000	13,000	13,000	13,000
103	SICK LEAVE-PAY IN LIEU	11,374	15,000	28,185	15,000
104	CONTRACT LABOR	0	0	0	0
105	MAYOR & COUNCIL SALARIES	0	0	0	0
106	PART-TIME	0	0	0	0
108	OVERTIME	2,175	1,500	496	2,000
110	UNEMPLOYMENT CONTRIBUTION	355	350	450	550
111	F.I.C.A.	5,305	5,900	5,880	6,650
112	WORKERS COMPENSATION	720	1,500	850	1,500
113	GROUP LIFE & HOSP	44,562	41,139	39,767	41,400
114	CITY RETIREMENT PLAN	2,641	2,740	2,740	2,900
116	POLICE PENSION PLAN	0	0	0	0
117	FIREFIGHTER'S PENSION	50,434	50,815	50,717	52,750
118	LONGEVITY	9,269	9,420	9,916	6,400
119	HOLIDAY PAY	0	0	0	0
121	UNIFORM MAINTENANCE	4,017	4,020	3,893	4,020
197	EDUCATIONAL INCENTIVE	0	0	0	0
		\$498,749	\$505,634	\$516,278	\$510,270
MATERIALS AND SUPPLIES					
201	SUPPLIES, TOOLS, EQUIP	6,201	8,150	8,150	8,550
204	PETROLEUM PRODUCTS	0	0	0	0
205	CHEMICALS	0	150	150	150
211	REPAIR AND MAINTENANCE	292	1,000	1,000	1,000
212	CONTRACTUAL MAINTENANCE	0	0	0	0
214	MAINT MATERL-MOTIVE EQUIP	0	0	0	0
216	UNIFORM AND CLOTHING	1,296	3,200	3,200	3,500
		\$7,789	\$12,500	\$12,500	\$13,200
OTHER SERVICES & CHARGES					
221	RENTAL, PUBL, PRINTING	1,908	1,800	1,800	2,300
230	CONTINGENCY	0	0	0	0
231	PROF & TECHNICAL SERVICE	1,278	400	400	2,000
241	TELEPHONE & POSTAGE	3,413	4,618	7,510	5,000
248	ELECTRICITY & NAT GAS	2,706	3,500	3,500	3,500
251	INSURANCE	0	0	0	0
264	DUES & MEMBERSHIPS	0	0	0	0
265	TRAINING AND TRAVEL	9,732	10,000	10,000	11,042
272	ELECTION EXPENSE	0	0	0	0
278	CDBG CONTINGENCY	0	0	0	0
279	OTHER EXPENSES	0	0	0	0
299	M&O EXPNS TO OTHER FUNDS	0	0	0	0
		\$19,037	\$20,318	\$23,210	\$23,842
CAPITAL OUTLAY					
310	LEASE PURCHASE AGREEMENT	0	0	0	0
311	MOTIVE EQUIPMENT	0	0	0	0
312	MACHINERY & EQUIPMENT	0	20,821	20,821	0
314	LIBRARY BOOKS	0	0	0	0
321	CONSTRUC, IMPRVMT, ADDTN	0	0	0	0
		\$0	\$20,821	\$20,821	\$0
DIVISION TOTALS		\$525,575	\$559,273	\$572,809	\$547,312

# FIRE

**DIVISION: FIRE TRAINING**

**ACTIVITY NO. 94**

## FUNCTION

## COMMENTS

THE FIRE DEPARTMENT TRAINING DIVISION IS RESPONSIBLE FOR OVERSEEING THE TRAINING OF THE MEMBERS OF THE LAWTON FIRE DEPARTMENT IN ALL PHASES OF AN ALL HAZARD REPSONSE THAT INCLUDES BUT IS NOT LIMITED TO FIRE FIGHTING OPERATIONS, HAZARDOUS MATERIALS, EMERGENCY MEDICAL SERVICES UP TO THE PARAMEDIC LEVEL, ROPE RESCUE, CONFINED SPACE RESCUE, TRENCH RESCUE, STRUCTURE COLLAPSE AND WATER RESCUE, INCLUDING BOTH SHORE- AND BOAT-BASED RESCUES. THE TRAINING PERSONNEL ALSO ARE RESPONSIBLE FOR MAINTAINING THE DEPARTMENT'S TRAINING RECORDS FOR ALL DEPARTMENTAL PERSONNEL. IN ADDITION, THE TRAINING DIVISION PROVIDES INSTRUCTION FOR TEACHING INCIDENT COMMAND CLASSES TO ALL CITY EMPLOYEES. THE TRAINING DIVISION IS RESPONSIBLE FOR ADMINISTERING VARIOUS STAGES OF THE HIRING PROCESS FOR NEW FIRE FIGHTERS, ALONG WITH INSTRUCTING THE FIRE DEPARTMENT'S BASIC FIRE FIGHTER ACADEMY, DRIVER ACADEMY, OFFICER ACADEMY, AND FOR ADMINISTERING THE DEPARTMENT'S PROMOTIONAL PROCESS.

## PERSONNEL

## CAPITAL OUTLAY

CLASSIFICATION	SALARY	17/18	18/19	19/20
	BI-WKLY			
TRAINING OFFICER	FD39	1	1	1
ASSISTANT TRAINING OFFICER	FD31	1	1	1
DEPUTY TRAINING OFFICER	FD34	<u>1</u>	<u>1</u>	<u>1</u>
<i>TOTAL</i>		<u>3</u>	<u>3</u>	<u>3</u>

ACCT NO.	ITEM	A/R	QTY	BUDGET AMOUNT
*312	INFLATABLE RESCUE BOAT	A	1	6,000
*312	THERMAL IMAGER	R	1	<u>9,000</u>
<b>TOTAL</b>				<u>15,000</u>
*TRAINING FUND				

## FUNDING SOURCE

CLASSIFICATION	ADOPTED	GENERAL	TRAINING FUND	CIP FUNDED
	TOTAL 19/20			
PERSONNEL SERVICES	290,465	290,465		
MATERIALS & SUPPLIES	11,000	8,000	3,000	
OTHER SERVICES & CHARGES	66,017	17,967	48,050	
CAPITAL OUTLAY	<u>15,000</u>	<u>0</u>	<u>15,000</u>	
<b>TOTAL DOLLARS</b>	<u>382,482</u>	<u>316,432</u>	<u>- 66,050</u>	

SUMMARY OF EXPENDITURES

DEPARTMENT: FIRE  
 DIVISION OR ACTIVITY: FIRE TRAINING

ACTIVITY NO.: 94

ACCT. NO.	ACCOUNT TITLE	2017-2018 ACTUAL EXPENDITURES	2018-2019 ADOPTED BUDGET	2018-2019 EXPENDITURES ESTIMATE	2019-2020 PROPOSED BUDGET
PERSONNEL SERVICES					
101	SALARIES AND WAGES	204,862	216,690	209,815	211,850
102	DIFFERENTIAL/LEADMAN PAY	0	0	0	0
103	SICK LEAVE-PAY IN LIEU	9,952	10,150	7,771	10,000
104	CONTRACT LABOR	0	0	0	0
105	MAYOR & COUNCIL SALARIES	0	0	0	0
106	PART-TIME	0	0	0	0
108	OVERTIME	261	800	0	0
110	UNEMPLOYMENT CONTRIBUTION	178	200	300	400
111	F.I.C.A.	2,894	3,230	2,958	3,200
112	WORKERS COMPENSATION	2,152	400	13,512	10,000
113	GROUP LIFE & HOSP	18,037	18,029	18,018	18,150
114	CITY RETIREMENT PLAN	0	0	0	0
116	POLICE PENSION PLAN	0	0	0	0
117	FIREFIGHTER'S PENSION	28,629	30,000	30,302	31,500
118	LONGEVITY	2,608	2,762	2,762	2,915
119	HOLIDAY PAY	0	0	0	0
121	UNIFORM MAINTENANCE	2,318	2,400	2,410	2,450
197	EDUCATIONAL INCENTIVE	0	0	0	0
		\$271,891	\$284,661	\$287,848	\$290,465
MATERIALS AND SUPPLIES					
201	SUPPLIES, TOOLS, EQUIP	3,406	4,500	4,000	7,000
204	PETROLEUM PRODUCTS	0	0	0	0
205	CHEMICALS	0	0	0	0
211	REPAIR AND MAINTENANCE	999	1,800	1,700	2,500
212	CONTRACTUAL MAINTENANCE	0	0	0	0
214	MAINT MATERL-MOTIVE EQUIP	0	0	0	0
216	UNIFORM AND CLOTHING	1,162	2,000	1,500	1,500
		\$5,567	\$8,300	\$7,200	\$11,000
OTHER SERVICES & CHARGES					
221	RENTAL, PUBL, PRINTING	2,108	2,500	2,300	2,100
230	CONTINGENCY	0	0	0	0
231	PROF & TECHNICAL SERVICE	6,624	7,500	5,500	8,000
241	TELEPHONE & POSTAGE	1,892	2,000	2,670	2,750
248	ELECTRICITY & NAT GAS	0	0	0	0
251	INSURANCE	0	0	0	0
264	DUES & MEMBERSHIPS	0	0	0	0
265	TRAINING AND TRAVEL	47,667	32,000	30,000	53,167
272	ELECTION EXPENSE	0	0	0	0
278	CDBG CONTINGENCY	0	0	0	0
279	OTHER EXPENSES	0	0	0	0
299	M&O EXPNS TO OTHER FUNDS	0	0	0	0
		\$58,291	\$44,000	\$40,470	\$66,017
CAPITAL OUTLAY					
310	LEASE PURCHASE AGREEMENT	0	0	0	0
311	MOTIVE EQUIPMENT	0	0	0	0
312	MACHINERY & EQUIPMENT	45,673	10,000	10,000	15,000
314	LIBRARY BOOKS	0	0	0	0
321	CONSTRC, IMPRVMT, ADDTN	0	0	0	0
		\$45,673	\$10,000	\$10,000	\$15,000
DIVISION TOTALS		\$381,422	\$346,961	\$345,518	\$382,482

# FIRE

**DIVISION: FIRE OPERATIONS**

**ACTIVITY NO. 95**

## FUNCTION

THE FIRE DEPARTMENT IS RESPONSIBLE FOR PROVIDING PROTECTION TO CITIZENS FROM DANGERS TO LIFE AND PROPERTY CAUSED BY FIRES, NATURAL DISASTERS, AND/OR MAN-MADE HAZARDOUS SITUATIONS OR CONDITIONS. ADDITIONALLY, THE FIRE DEPARTMENT RESPONDS TO EMERGENCY MEDICAL CALLS AND A BROAD VARIETY OF RESCUE SITUATIONS INVOLVING TRAPPED PERSONS, INCLUDING VEHICLE ACCIDENT EXTRICATION, TRENCH RESCUE, CONFINED SPACE RESCUE, SWIFT WATER RESCUE, HIGH ANGLE RESCUE, BUILDING COLLAPSE, ETC... OTHER EMERGENCY ACTIVITIES INCLUDE THE EXTINGUISHMENT OF ALL TYPES OF FIRES, PROVIDING EMERGENCY MEDICAL CARE TO THE SICK AND INJURED, MITIGATING HAZARDOUS CONDITIONS (BOTH NATURAL AND MAN-MADE), AND CONDUCTING SEARCH AND RESCUE PROCEDURES. OTHER 'NON-EMERGENCY' ACTIVITIES INCLUDE CONDUCTING FIRE PREVENTION AND LIFE SAFETY INSPECTIONS, PROVIDING INFORMATION TO THE PUBLIC ON MATTERS RELATING TO FIRE PREVENTION AND OTHER AREAS OF LIFE SAFETY; THE MAINTENANCE OF FIRE DEPARTMENT EMERGENCY VEHICLES, TOOLS, EQUIPMENT, AND THE BUILDINGS AND GROUNDS ASSOCIATED WITH THE EIGHT LAWTON FIRE STATIONS; THE INSPECTION AND TESTING OF ALL CITY FIRE HYDRANTS; CONDUCTING PRACTICE DRILLS, TRAINING FOR OTHER PUBLIC AGENCIES AND/OR DEPARTMENTS, AS WELL AS THE TRAINING OF FIRE DEPARTMENT PERSONNEL; COMPLETING EMERGENCY RESPONSE REPORTS; THE INSPECTION, REPAIR, AND RECHARGE OF DEPARTMENT-OWNED FIRE EXTINGUISHERS; AS WELL AS ALL ADMINISTRATIVE DUTIES ASSOCIATED WITH THE FIRE DEPARTMENT.

## COMMENTS

MANNING TABLE INCLUDES 12 FIREFIGHTER POSITIONS FUNDED BY PUBLIC SAFETY SALES TAX, AND TO BE USED TO SUPPLEMENT STAFFING LEVEL FOR 8 FIRE STATIONS.

## PERSONNEL

CLASSIFICATION	SALARY BI-WKLY	19/20		
		17/18	18/19	19/20
FIRE CHIEF	E3	1	1	1
DEPUTY FIRE CHIEF	GE19	1	1	1
ASSISTANT FIRE CHIEF	FD27	3	3	3
MAJOR	FD24	3	3	3
*FIRE CAPTAIN/ PARAMEDIC	FD19-FD22	21/24	24	24
*FIRE LIEUTENANT	FD17	14/11	12	12
FIRE LT/PARAMEDIC	FD18	1	0	0
DRIVER/ SERGEANT	FD13-FD14	34	29	30
DRIVER/ SGT/PARAMEDIC	FD15	2	7	6
FIREFIGHTER/CORPORAL	FD08-FD10	55	56	56
FIREFIGHTER/CORPORAL PARAMEDIC	FD12	1	0	0
ADMIN ASST II	GE06	0	1	1
ADMIN ASST III	GE08	1	1	1
PLANNING SPECIALIST	GE12	<u>1</u>	<u>0</u>	<u>0</u>
<b>TOTAL</b>		<u>139</u>	<u>138</u>	<u>138</u>

## CAPITAL OUTLAY

ACCT NO.	ITEM	A/R	QTY	BUDGET AMOUNT
*312	FIRE TRUCK, PUMPER (REVRB #43, 44, & 45)	R	3	1,725,138
**312	PHYSICAL FITNESS EQUIPMENT PER CBA	R	1	7,500
*312	4500 PSI SOTT SCBA W/ BOTTLE, VOICE AMP, & MASK	A/R	12	96,000
*312	TEMPEST-VS-1 BATTERY POWERED PPV FAN FOR NEW FIRE APPARATUS	A	3	<u>9,900</u>
<b>TOTAL</b>				<u>1,838,538</u>
	*ROLLING STOCK			
	**TRAINING FUND			

## FUNDING SOURCE

CLASSIFICATION	ADOPTED		TRAINING		ROLLING STOCK
	TOTAL 19/20	GENERAL	FUND	CIP FUNDED	
PERSONNEL SERVICES	12,031,450	11,201,893		<u>829,557</u>	
MATERIALS & SUPPLIES	283,041	283,041			
OTHER SERVICES & CHARGES	166,233	141,058	25,175		
CAPITAL OUTLAY	<u>1,838,538</u>	<u>0</u>	<u>7,500</u>		<u>1,831,038</u>
<b>TOTAL DOLLARS</b>	<u>14,319,262</u>	<u>11,625,992</u>	<u>32,675</u>	<u>829,557</u>	<u>1,831,038</u>

SUMMARY OF EXPENDITURES

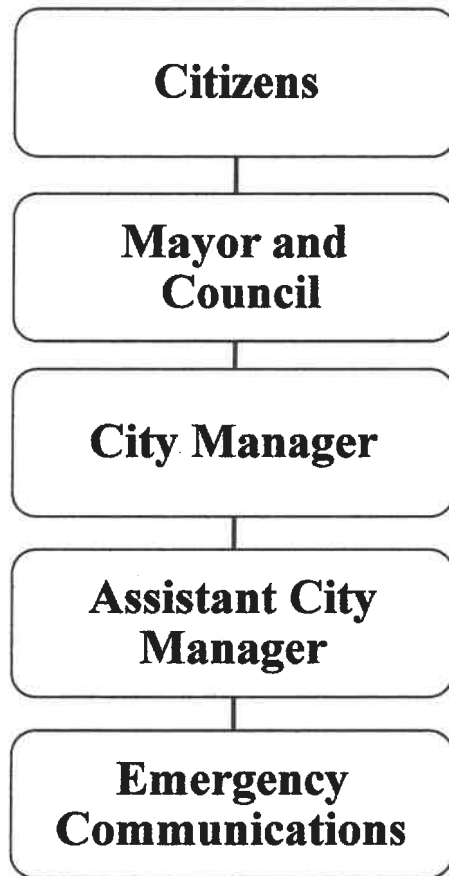
DEPARTMENT: FIRE  
 DIVISION OR ACTIVITY: FIRE OPERATIONS

ACTIVITY NO.: 95

ACCT. NO.	ACCOUNT TITLE	2017-2018 ACTUAL EXPENDITURES	2018-2019 ADOPTED BUDGET	2018-2019 EXPENDITURES ESTIMATE	2019-2020 PROPOSED BUDGET
PERSONNEL SERVICES					
101	SALARIES AND WAGES	7,460,816	8,092,320	7,762,310	8,340,000
102	DIFFERENTIAL/LEADMAN PAY	0	0	0	0
103	SICK LEAVE-PAY IN LIEU	221,590	245,000	245,000	250,000
104	CONTRACT LABOR	0	0	0	0
105	MAYOR & COUNCIL SALARIES	0	0	0	0
106	PART-TIME	0	0	0	0
108	OVERTIME	164,012	35,000	160,760	45,000
110	UNEMPLOYMENT CONTRIBUTION	8,233	7,000	8,500	8,750
111	F.I.C.A.	111,963	123,553	115,884	125,700
112	WORKERS COMPENSATION	297,676	316,403	576,510	576,000
113	GROUP LIFE & HOSP	1,122,964	1,066,700	1,031,732	1,083,700
114	CITY RETIREMENT PLAN	11,060	6,181	6,421	6,600
116	POLICE PENSION PLAN	0	0	0	0
117	FIREFIGHTER'S PENSION	1,104,532	1,163,295	1,116,326	1,154,200
118	LONGEVITY	133,563	132,000	132,000	132,500
119	HOLIDAY PAY	163,260	225,000	184,328	225,000
121	UNIFORM MAINTENANCE	80,884	84,000	79,670	84,000
197	EDUCATIONAL INCENTIVE	0	0	0	0
		\$10,880,553	\$11,496,452	\$11,419,441	\$12,031,450
MATERIALS AND SUPPLIES					
201	SUPPLIES, TOOLS, EQUIP	90,751	94,000	94,000	100,000
204	PETROLEUM PRODUCTS	0	0	0	0
205	CHEMICALS	1,224	1,000	1,000	1,500
211	REPAIR AND MAINTENANCE	37,690	37,000	37,000	62,000
212	CONTRACTUAL MAINTENANCE	6,294	23,541	23,541	23,541
214	MAINT MATERL-MOTIVE EQUIP	0	0	0	0
216	UNIFORM AND CLOTHING	81,103	96,150	94,000	96,000
		\$217,062	\$251,691	\$249,541	\$283,041
OTHER SERVICES & CHARGES					
221	RENTAL, PUBL, PRINTING	17,607	12,600	14,600	14,100
230	CONTINGENCY	0	0	0	0
231	PROF & TECHNICAL SERVICE	24,490	29,500	29,500	39,520
241	TELEPHONE & POSTAGE	19,636	20,953	29,500	29,593
248	ELECTRICITY & NAT GAS	59,372	55,000	60,500	62,500
251	INSURANCE	0	0	0	20
264	DUES & MEMBERSHIPS	0	0	0	0
265	TRAINING AND TRAVEL	15,425	25,000	23,137	20,000
272	ELECTION EXPENSE	0	0	0	0
278	CDBG CONTINGENCY	0	0	0	0
279	OTHER EXPENSES	403	800	110	500
299	M&O EXPNS TO OTHER FUNDS	0	0	0	0
		\$136,933	\$143,853	\$157,347	\$166,233
CAPITAL OUTLAY					
310	LEASE PURCHASE AGREEMENT	0	0	0	0
311	MOTIVE EQUIPMENT	0	0	0	0
312	MACHINERY & EQUIPMENT	176,543	17,420	17,420	1,838,538
314	LIBRARY BOOKS	0	0	0	0
321	CONSTRUC, IMPRVMT, ADDTN	55,000	0	0	0
		\$231,543	\$17,420	\$17,420	\$1,838,538
DIVISION TOTALS		\$11,466,091	\$11,909,416	\$11,843,749	\$14,319,262



# Emergency Communications



Budget	Full-Time Positions
\$2,467,084	34

# EMERGENCY COMMUNICATIONS

**DIVISION: EMERGENCY COMMUNICATIONS**

**ACTIVITY NO: 06**

## FUNCTION

THIS ACTIVITY PROVIDES FUNDING FOR THE CITY OF LAWTON E911 COMMUNICATIONS CENTER. THE CENTER PROVIDES THE DISPATCHING FOR ALL CITY OF LAWTON PUBLIC SAFETY DEPARTMENTS ALONG WITH ANSWERING E911 CALLS, CITY OF LAWTON INFORMATION TELEPHONE LINES, DISPATCHING ALL CITY OF LAWTON DEPARTMENTS AFTER NORMAL HOURS, PROVIDING TELECOMMUNICATIONS SUPPORT, INCLUDING MAINTENANCE OF ROTATION LOGS, ON-CALL LISTS, AND PERSONNEL CONTACT LISTS FOR CITY PERSONNEL. THE CENTER ALSO PROVIDES THE DISPATCHING FOR FT. SILL POLICE AND FIRE, COMANCHE COUNTY SHERIFF'S OFFICE, ALL MUNICIPAL POLICE DEPARTMENTS IN COMANCHE COUNT, COMANCHE COUNTY VOLUNTEER FIRE DEPARTMENTS, AND EMS.

## COMMENTS

THIS ACTIVITY IS FUNDED THROUGH A COMBINATION OF THE CITY OF LAWTON GENERAL FUND, COMANCHE COUNTY, E911 STATE FUNDS, AND THE CELLULAR FEE FUND. THE E911 CENTER CURRENTLY OPERATES WITH THE MOTOROLA CALLWORKS SYSTEM, WHICH WENT LIVE DURING MAY 2018, BRINGING NEW AND ENHANCED TECHNOLOGY TO THE E911 COMMUNICATIONS CENTER. THE EMERGENCY COMMUNICATION SUPERVISOR HAS BEEN RECLASSIFIED AS AN EMERGENCY COMMUNICATION DIRECTOR IN FY19-20.

## PERSONNEL

CLASSIFICATION	SALARY BI-WKLY	17/18	18/19	19/20
COMM DIRECTOR	E2	0	0	1
COMM SUPERVISOR	GE15	1	1	0
COMM SHIFT SUPERVSR	GE10	3	3	3
COMM TRAINING & SUPPORT TECH	GE08	1	1	1
TELECOMMUNICATOR I	GE06	6	6	6
TELECOMMUNICATOR II	GE07	17	17	17
TELECOMMUNICATOR III	GE08	6	6	6
<b>TOTAL</b>		<u>34</u>	<u>34</u>	<u>34</u>
<i>REGULAR PART-TIME</i>				
TELECOMMUNICATOR II (30 HR)	GE07	1	1	1
<b>TOTAL PART-TIME</b>		<u>1</u>	<u>1</u>	<u>1</u>

## CAPITAL OUTLAY

ACCT NO.	ITEM	A/R	QTY	BUDGET AMOUNT
*310	MOTOROLA LEASE - PURCHASE CONTRACT (RFPCL 18-012) 3 <sup>RD</sup> PYMT	A	1	74,430
*312	24/7 365 DISPATCH CHAIRS	R	8	11,440
*312	COMPUTER CABLING PROJECT	A	1	<u>20,150</u>
<b>TOTAL</b>				<u>106,020</u>
	*CELLULAR FEE FUND			

## FUNDING SOURCE

CLASSIFICATION	ADOPTED TOTAL 19/20	GENERAL	COMANCHE COUNTY	E-911 FUND	CELLULAR FEE FUND
PERSONNEL SERVICES	1,796,347	900,025	388,427	150,000	357,895
MATERIALS & SUPPLIES	112,200	20,700	41,500		50,000
OTHER SERVICES & CHARGES	452,517	80,017	61,000		311,500
CAPITAL OUTLAY	<u>106,020</u>	0	0		<u>106,020</u>
<b>TOTAL DOLLARS</b>	<u>2,467,084</u>	<u>1,000,742</u>	<u>490,927</u>	<u>150,000</u>	<u>825,415</u>

SUMMARY OF EXPENDITURES

DEPARTMENT: EMERGENCY COMMUNICATIONS      ACTIVITY NO. : 6  
 DIVISION OR ACTIVITY: EMERGENCY COMMUNICATIONS

ACCT. NO.	ACCOUNT TITLE	2017-2018 ACTUAL EXPENDITURES	2018-2019 ADOPTED BUDGET	2018-2019 EXPENDITURES ESTIMATE	2019-2020 PROPOSED BUDGET
PERSONNEL SERVICES					
101	SALARIES AND WAGES	1,068,737	1,237,170	1,051,000	1,281,007
102	DIFFERENTIAL/LEADMAN PAY	25,931	25,500	21,200	25,500
103	SICK LEAVE-PAY IN LIEU	11,059	10,000	15,800	16,000
104	CONTRACT LABOR	4,414	0	5,000	5,000
105	MAYOR & COUNCIL SALARIES	0	0	0	0
106	PART-TIME	26,979	26,500	26,250	26,500
108	OVERTIME	74,714	47,000	114,400	60,000
110	UNEMPLOYMENT CONTRIBUTION	2,073	2,000	2,150	2,200
111	F.I.C.A.	82,865	95,792	88,343	100,429
112	WORKERS COMPENSATION	5,886	4,000	5,000	5,500
113	GROUP LIFE & HOSP	173,553	181,464	130,350	109,400
114	CITY RETIREMENT PLAN	107,594	125,511	107,474	130,511
116	POLICE PENSION PLAN	0	0	0	0
117	FIREFIGHTER'S PENSION	0	0	0	0
118	LONGEVITY	7,674	7,940	7,940	8,100
119	HOLIDAY PAY	23,101	23,580	25,690	26,200
121	UNIFORM MAINTENANCE	0	0	0	0
197	EDUCATIONAL INCENTIVE	0	0	0	0
		<b>\$1,614,580</b>	<b>\$1,786,457</b>	<b>\$1,600,597</b>	<b>\$1,796,347</b>
MATERIALS AND SUPPLIES					
201	SUPPLIES, TOOLS, EQUIP	9,502	6,500	6,500	6,500
204	PETROLEUM PRODUCTS	0	0	0	0
205	CHEMICALS	0	0	0	0
211	REPAIR AND MAINTENANCE	5,867	8,180	8,180	11,000
212	CONTRACTUAL MAINTENANCE	116,537	85,000	85,000	94,700
214	MAINT MATERL-MOTIVE EQUIP	0	0	0	0
216	UNIFORM AND CLOTHING	0	0	0	0
		<b>\$131,906</b>	<b>\$99,680</b>	<b>\$99,680</b>	<b>\$112,200</b>
OTHER SERVICES & CHARGES					
221	RENTAL, PUBL, PRINTING	4,143	8,500	6,000	8,920
230	CONTINGENCY	0	0	0	0
231	PROF & TECHNICAL SERVICE	23,020	22,500	22,500	26,816
241	TELEPHONE & POSTAGE	351,062	311,500	311,500	348,700
248	ELECTRICITY & NAT GAS	25,428	30,000	30,000	35,000
251	INSURANCE	0	0	0	0
264	DUES & MEMBERSHIPS	0	0	0	0
265	TRAINING AND TRAVEL	8,983	15,280	11,380	33,081
272	ELECTION EXPENSE	0	0	0	0
278	CDBG CONTINGENCY	0	0	0	0
279	OTHER EXPENSES	0	0	0	0
299	M&O EXPNS TO OTHER FUNDS	0	0	0	0
		<b>\$412,636</b>	<b>\$387,780</b>	<b>\$381,380</b>	<b>\$452,517</b>
CAPITAL OUTLAY					
310	LEASE PURCHASE AGREEMENT	339,119	74,430	74,430	74,430
311	MOTIVE EQUIPMENT	0	0	0	0
312	MACHINERY & EQUIPMENT	191,250	14,850	14,850	31,590
314	LIBRARY BOOKS	0	0	0	0
321	CONSTRUC, IMPRVMT, ADDTN	0	0	0	0
		<b>\$530,369</b>	<b>\$89,280</b>	<b>\$89,280</b>	<b>\$106,020</b>
	<b>DIVISION TOTALS</b>	<b>\$2,689,491</b>	<b>\$2,363,197</b>	<b>\$2,170,937</b>	<b>\$2,467,084</b>

***CAPITAL IMPROVEMENT  
PROGRAM***

**CAPITAL IMPROVEMENT PROJECTS**

**FY 2019-2020**

**THE CAPITAL IMPROVEMENT PROGRAMS LISTED ON THE FOLLOWING PAGES LIST THE PROJECTS APPROVED BY THE LAWTON CITY COUNCIL AND THE VOTERS OF LAWTON.**

**THIS LIST SHOWS ALL OF THE BALANCES IN THE PROJECTS; HOWEVER, NOT ALL PROJECTS WILL BE FUNDED OR COMPLETED IN FY 2019-2020**

<b>PARK DEVELOPMENT FUND</b>	<b>19,085</b>
<b>2005 AD VALOREM</b>	<b>678,199</b>
<b>2012 SALES TAX IMPROVEMENT FUND</b>	<b>5,013,077</b>
<b>2012 AD VALOREM</b>	<b>704,739</b>
<b>2015 CAPITAL IMPROVEMENT FUND</b>	<b>60,508,066</b>
<b>2016 CAPITAL IMPROVEMENT FUND</b>	<b>98,125,405</b>
<b>STREETS &amp; ROADWAY GO BOND FUND</b>	<b><u>11,489,515</u></b>
<b>TOTAL</b>	<b>\$ 176,538,086</b>

**CITY OF LAWTON**  
**Expenditure Statement by Fund**  
**For the Period July 1, 2018 through March 29, 2019**

FUND 052: PARK FEE FUND

Account Number	Account Name	Original Budget	Expenditures	Encumbrances	Available Budget
<b>EXPENDITURES</b>					
052-0852-000-00-03330419	PARK IMPROVEMENTS-PRAIRIE PARK	10,285.78	<u>0</u>	<u>0</u>	10,285.78
052-0852-000-00-03330421	PARK IMPROVEMENTS-PUTNEY PARK	4,584.55	<u>0</u>	<u>0</u>	4,584.55
052-0852-000-00-03330422	PARK IMPROVEMENTS-COUNTRY CLUB PARK	1,017.02	<u>0</u>	<u>0</u>	1,017.02
052-0852-000-00-03330423	PARK IMPROVEMENTS-GARDNER VILLAGE PARK	747.4	<u>0</u>	<u>0</u>	747.40
052-0852-000-00-03330443	PARK IMPROVEMENTS-HENDERSON PARK	2,450.12	<u>0</u>	<u>0</u>	2,450.12
<b>Total Expenditures</b>		<b>\$ 19,084.87</b>	<b>\$ 0</b>	<b>\$ 0</b>	<b>\$ 19,084.87</b>

**CITY OF LAWTON**  
**Expenditure Statement by Fund**  
**For the Period July 1, 2018 through March 29, 2019**

THE PROJECTS ARE BEING FUNDED BY AD VALOREM RATES, APPROVED BY TAXPAYERS  
BEGINNING JANUARY 2005, TOTAL BOND EXPENSES WERE \$78,235  
BOND PREMIUM WAS \$67,125 AND PROCEEDS WERE \$3,300,000.

FUND 039: CIP AD VALOREM 2005 FUND

Account Number	Account Name	Original Budget	Expenditures	Encumbrances	Available Budget
<b>EXPENDITURES</b>					
039-0097-000-00-02390000	INTEREST	\$ 0	\$ 0	\$ 0	\$ 0
039-0097-000-00-02800000	BOND ISSUANCE EXPENSE	0	0	0	0
039-0097-000-00-02990077	M&O EXPNS TO OTHER FUNDS-	0	0	0	0
039-0097-000-00-03210618	CONSTRC, IMPRVMT, ADDTN- DOWNTOWN PRESER	508.88	0	2,400.00	670,943.15
039-0097-000-00-03260453	CONSTRUCTION-STREETS- NORTHWEST 38TH ST	3,025.14	0	0	3,025.14
039-0097-000-00-03270430	CONSTRUCTION SEWER-PHASE II- SEWER REHAB	0	0	0	0
039-0097-000-00-03270711	DEMOLITION ABANDONED WWTP	3,948.08	0	0	3,948.08
039-0097-000-00-03280437	WATER DIST & STORAGE-SE WATER TREATMENT	283.12	0	0	283.12
039-0097-000-00-03290620	CONSTRUCTION-MISCEL.- CAMERON UNIV BLDG (	0	0	0	0
<b>Total Expenditures</b>		<b>\$ 7,765.22</b>	<b>\$ 0</b>	<b>\$ 2,400.00</b>	<b>\$ 678,199.49</b>

**CITY OF LAWTON**  
**Expenditure Statement by Fund**  
**For the Period July 1, 2018 through March 28, 2019**

THE 2012 SALES TAX CAPITAL IMPROVEMENTS PROGRAM IS FUNDED BY A ONE AND  
A QUARTER CENT SALES TAX WHICH BEGAN JANUARY 1, 2012 AND WILL END DECEMBER 31, 2015.

PROCEEDS ARE APPLIED TO THE FOLLOWING PROJECTS:

COLLECTIONS AS OF MARCH 28, 2019 ARE \$54,237,822.67 AND INTEREST OF \$768,620.62

FUND 090: CAPITAL IMPROVEMENT 2012

Account Number	Account Name	CYTD Original Budget	Y-T-D Expenditures	ITD Encumbrances	Available Budget
<b>EXPENDITURES</b>					
090-0097-000-00-03261050	NW 2ND ST(COLUMBIA TO	153,539.89	<u>153,539.89</u>	<u>0</u>	0
090-0097-000-00-03261051	SW 52ND ST (GORE TO RR TRACKS)	0	<u>1,538,469.50</u>	<u>2,250,222.01</u>	0
090-0097-000-00-03261054	27TH/31ST ST DESIGN GORE -	0	<u>0</u>	<u>105,030.55</u>	0
090-0097-000-00-03261087	112TH STREET PROJECT	0	<u>0</u>	<u>3,322.95</u>	0
090-0097-000-00-03261111	ST RECON PROJ 12-11 PH2	0	<u>0</u>	<u>221,260.13</u>	0
090-0097-000-00-03261112	ST RECON PROJ 12-11 PH1	490.43	<u>921.75</u>	<u>91,531.80</u>	1,160.36
090-0097-000-00-03261137	CONSTRUCTION-STREETS-SW	44,370.76	<u>2,904.50</u>	<u>0</u>	41,466.26
090-0097-000-00-03261155	GORE BLVD TO RAILROAD ST	192,610.63	<u>0</u>	<u>192,610.63</u>	0
090-0097-000-00-03261156	LARRENCE ROAD	1,377,696.89	<u>42,932.61</u>	<u>1,458,754.28</u>	0
090-0097-000-00-03321154	WWTP WORK PKG #3	14,578.98	<u>643,948.40</u>	<u>533,138.92</u>	14,578.98
090-0097-000-00-03360335	67TH AND ROGERS LN TRAFFIC	1,591.68	<u>0</u>	<u>0</u>	0
090-0097-PSF-00-03211100	PUBLIC SAFETY FACILITY	0	<u>0</u>	<u>100,000.00</u>	0
Total Expenditures		\$ 1,784,879.26	2,382,716.65	4,955,871.27	57,205.60



**CITY OF LAWTON**  
**Expenditure Statement by Fund**  
**For the Period July 1, 2018 through March 29, 2019**

THE PROJECTS ARE BEING FUNDED BY AD VALOREM RATES, APPROVED BY TAXPAYERS  
 BEGINNING JANUARY 2005, TOTAL BOND EXPENSES WERE \$78,235  
 BOND PREMIUM WAS \$67,125 AND PROCEEDS OF \$6,200,000.

FUND 091: AD VALOREM 2012

Account Number	Account Name	Original Budget	Expenditures	Encumbrances	Available Budget
<b>EXPENDITURES</b>					
091-0097-000-00-03190442	LANDFILL MAINT BLDG	3,668.83	<u>0</u>	<u>0</u>	3,668.83
091-0097-000-00-03211047	FIRE STATION IMPROVEMENTS	700,000.00	<u>0</u>	<u>0</u>	701,070.00
<b>Total Expenditures</b>		<b>\$ 703,668.83</b>	<b>\$ 0</b>	<b>\$ 0</b>	<b>\$ 704,738.83</b>

**CITY OF LAWTON**  
**Expenditure Statement by Fund**  
**For the Period July 1, 2018 through March 29, 2019**

THIS 2015 SALES TAX CAPITAL IMPROVEMENT PROGRAM IS FUNDED BY A .875 PERCENT SALES TAX  
WHICH BEGAN JANUARY 1, 2015 AND WILL END DECEMBER 31, 2025  
PROCEEDS ARE APPLIED TO THE FOLLOWING PROJECTS AS FUNDS ARE COLLECTED.

FUND 093: 2015 CAPITAL IMPROVEMENT FUND

Account Number	Account Name	Original Budget	Expenditures	Encumbrances	Available Budget
<b>EXPENDITURES</b>					
093-0097-000-00-02311116	POLICE & FIRE COMPENSATION	22,970,050.94	<u>19,102.50</u>	<u>0</u>	22,950,948.44
093-0097-000-00-02311121	DEMOLISH DILAPIDATED HOUSES	115,891.71	<u>49,818.92</u>	<u>1,450.00</u>	65,264.05
093-0097-000-00-02391100	INTEREST - PUBLIC SAFETY FACILITY	1,957,829.90	<u>323,930.75</u>	<u>0</u>	1,633,899.15
093-0097-000-00-03210340	LAWTON PUBLIC SCHOOLS - SALES TAX	4,166,666.80	<u>1,666,666.64</u>	<u>0</u>	2,500,000.16
093-0097-000-00-03210343	WATER SYS PAINTING PROJ	146,429.10	<u>198,400.50</u>	<u>25,168.29</u>	136,429.10
093-0097-000-00-03211100	PUBLIC SAFETY FACILITY	0	<u>6,734,593.22</u>	<u>15,882,102.38</u>	120
093-0097-000-00-03211113	DEMO/MITIGATION OLD CITY HALL	0	<u>0</u>	<u>3,000.00</u>	0
093-0097-000-00-03211114	DEMOLISH & MITIGATE OLD POLICE STA	100,000.00	<u>0</u>	<u>0</u>	100,000.00
093-0097-000-00-03211119	LIBRARY REHAB & IMPROVEMENTS	468,930.00	<u>0</u>	<u>0</u>	468,930.00
093-0097-000-00-03211120	ADA COMPLIANCE IMPROVEMENTS	793,235.00	<u>0</u>	<u>0</u>	793,235.00
093-0097-000-00-03211122	MCMAHON AUDITORIUM CHILLER	119,963.61	<u>600</u>	<u>1,000.00</u>	118,363.61
093-0097-000-00-03211163	I-44 PEDESTRIAN BRIDGE 2016-04	100,000.00	<u>0</u>	<u>100,000.00</u>	100,000.00
093-0097-000-00-03260445	WEST GORE (67TH - 82ND) DESIGN	34,100.00	<u>0</u>	<u>173,960.47</u>	934,100.00
093-0097-000-00-03261117	RECONSTRUCTION ROGERS LN(144-	2,650,000.00	<u>0</u>	<u>360,585.00</u>	3,274,194.00
093-0097-000-00-03261118	RECONSTRUCTION W GORE(67TH-82ND)	2,700,000.00	<u>0</u>	<u>0</u>	2,700,000.00
093-0097-000-00-03281105	2014 WTLN REPLACEMENT PROJ 14-8	9,236.33	<u>0</u>	<u>0</u>	0
093-0097-000-00-03291126	YOUTH PROGRAMS	159,676.00	<u>5,899.70</u>	<u>0</u>	153,872.33
093-0097-000-00-03311124	WATER/SEWER SYS IMPROVEMENTS	558,509.48	<u>0</u>	<u>0</u>	480,773.80
093-0097-000-00-03311127	FIRE STATION 8 WL IMPROVEMENTS	1,500.00	<u>0</u>	<u>0</u>	0
093-0097-000-00-03311168	CHEMICAL STORAGE TANK	36,800.00	<u>20,501.00</u>	<u>255,839.14</u>	34,396.19
093-0097-000-00-03311182	WATER DISTRIBUTION SYS IMPR	0	<u>14,304.80</u>	<u>33,400.00</u>	61,648.20
093-0097-000-00-03321154	WWTP WORK PKG #3	0	<u>0</u>	<u>80,735.64</u>	0
093-0097-000-00-03331125	RECREATION IMPROVEMENTS	1,107,526.90	<u>0</u>	<u>0</u>	1,107,526.90
093-0097-000-00-03331131	ELMER THOMAS WATER SPRAY PARK	4,115.25	<u>0</u>	<u>0</u>	4,115.25
093-0097-PSF-00-02391100	PUBLIC SAFETY FACILITY	869,975.00	<u>959.61</u>	<u>0</u>	869,015.39
093-0097-PSF-00-03211100	PUBLIC SAFETY FACILITY	0	<u>3,645,863.56</u>	<u>3,371,303.11</u>	0
093-0097-PSF-00-03371100	PUBLIC SAFETY FACILITY - FF & E	1,659,903.20	<u>104,683.20</u>	<u>1,481,406.68</u>	251,285.39
<b>Total Expenditures</b>		<b>\$ 40,730,339.22</b>	<b>\$ 12,785,324.40</b>	<b>\$ 21,769,950.71</b>	<b>\$ 38,738,116.96</b>

**CITY OF LAWTON**  
**Expenditure Statement by Fund**  
**For the Period July 1, 2018 through March 29, 2019**

THIS 2016 SALES TAX CAPITAL IMPROVEMENT PROGRAM IS FUNDED BY SALES TAX  
WHICH BEGAN IN JANUARY 1, 2016 AND WILL END DECEMBER 31, 2027.  
PROCEEDS ARE APPLIED TO THE FOLLOWING PROJECTS AS COLLECTED.

FUND 094: 2016 CAPITAL IMPROVEMENT FUND

Account Number	Account Name	Original Budget	Expenditures	Encumbrances	Available Budget
<b>EXPENDITURES</b>					
094-0097-000-00-03121134	LATS TRANSPORTATION IMPR	864,671.39	<u>39,210.00</u>	<u>163,074.00</u>	833,943.39
094-0097-000-00-03191046	LANDFILL CELLS 6 & 7 LAND PURCHASE	7,500,000.00	<u>0</u>	<u>0</u>	7,500,000.00
094-0097-000-00-03200605	CONSTRUCTION-LAKES-LAKE DAM IMPROVEMENTS	1,967.80	<u>26,888.44</u>	<u>110,796.55</u>	701,967.80
094-0097-000-00-03201162	LAWTONKA DAM REHAB	352,855.00	<u>1,280,230.00</u>	<u>664,821.00</u>	352,855.00
094-0097-000-00-03211179	PSF HARDWARE/SOFTWARE UPGRADES	0	<u>0</u>	<u>0</u>	500,000.00
094-0097-000-00-03211180	CITYWIDE HARDWARE/SOFTWARE IMPR	0	<u>61,972.69</u>	<u>3,310.00</u>	165,714.31
094-0097-000-00-03260445	GORE BLVD REPAIR	0	<u>0</u>	<u>2,069.60</u>	0
094-0097-000-00-03261049	SE 45TH ST (LEE BLVD TO BELL AVE)	934,806.67	<u>0</u>	<u>7,572.61</u>	930,571.67
094-0097-000-00-03261051	SW 52ND ST (GORE TO RR TRACKS)	40	<u>0</u>	<u>0</u>	40
094-0097-000-00-03261142	GORE BLVD/ LARRANCE (PSF)	1,600,000.00	<u>0</u>	<u>930,094.26</u>	669,905.74
094-0097-000-00-03261143	NW CARROLL DRIVE IMPR	89,035.61	<u>52,882.83</u>	<u>0</u>	46,152.78
094-0097-000-00-03261144	SE 40 TO 41ST/ELMHURST - BEDFORD	40,780.52	<u>55,900.47</u>	<u>0</u>	4.96
094-0097-000-00-03261146	NW 78TH ST (TANGO-WELCO)	433,104.12	<u>28,460.53</u>	<u>47,577.50</u>	357,066.09
094-0097-000-00-03261147	SW 7TH ST IMPR(MCKINLEY-LEE)	126,851.79	<u>0</u>	<u>78,060.32</u>	58,729.47
094-0097-000-00-03261148	SW OAKCLIFF AVE(SW63-SW66TH)	450,528.48	<u>0</u>	<u>60,971.98</u>	389,556.50
094-0097-000-00-03261164	NW HILLTOP DR RECON	795.59	<u>35,828.63</u>	<u>47,798.25</u>	795.59
094-0097-000-00-03261169	SW C AVE (18TH-21ST)	72,100.85	<u>54,804.00</u>	<u>0</u>	17,296.85
094-0097-000-00-03271016	NINE MILE CREEK SEWER LINE	0.04	<u>0</u>	<u>32,190.18</u>	0.04
094-0097-000-00-03271044	PHASE III - SEWER REHAB	25,474,835.00	<u>2,163.00</u>	<u>18,450.00</u>	25,474,835.00
094-0097-000-00-03281104	67TH ST CHLORINE PUMP STA	24,282.56	<u>0</u>	<u>0</u>	24,282.56
094-0097-000-00-03281133	ALTERNATIVE WATER SOURCES	56,154,550.66	<u>0</u>	<u>0</u>	36,704,550.66
094-0097-000-00-	INFORMATION TECHNOLOGY (IT) & INDUSTRIAL DEVELOPMENT	0.00	<u>0</u>	<u>0</u>	15,000,000.00
094-0097-000-00-03311168	CHEMICAL STORAGE TANK	0	<u>0</u>	<u>24,128.53</u>	0
094-0097-000-00-03321106	WATER REUSE FEASIBILITY STUDY	359,282.82	<u>54,189.00</u>	<u>2,062,410.00</u>	4,143,812.82
<b>Total Expenditures</b>		<b>\$ 94,480,488.90</b>	<b>\$ 1,692,529.59</b>	<b>\$ 4,253,324.78</b>	<b>\$ 93,872,081.23</b>

**CITY OF LAWTON**  
**Expenditure Statement by Fund**  
**For the Period July 1, 2018 through March 29, 2019**

THE PROJECTS ARE BEING FUNDED BY AD VALOREM RATES, APPROVED BY TAXPAYERS  
BEGINNING FEBRUARY 2017 AND ENDING FEBRUARY 2030, TOTAL BOND EXPENSES WERE \$185,235.19  
BOND PREMIUM WAS \$421,544 AND PROCEEDS OF \$14,000,000.

FUND 082: STREETS & ROADWAY GO BOND FUND

Account Number	Account Name	Original Budget	Expenditures	Encumbrances	Available Budget
<b>EXPENDITURES</b>					
082-0097-000-00-02800000	BOND ISSUANCE EXPENSE	\$ 0	\$ <u>185,235.19</u>	\$ <u>0</u>	\$ 0
082-0097-000-00-03260000	CONSTRUCTION-CITYWIDE STREETS	269,251.27	<u>0</u>	<u>0</u>	10,957,184.82
082-0097-000-00-03261051	SW 52ND ST (GORE TO RR TRACKS)	62,191.28	<u>11,994.00</u>	<u>25,518.00</u>	45,171.78
082-0097-000-00-03261167	SW BISHOP ROAD - PH II	346.46	<u>771,509.44</u>	<u>0</u>	8,342.97
082-0097-000-00-03261175	NW 40TH/NW 24TH (W1)	0	<u>65,926.59</u>	<u>0</u>	0
082-0097-000-00-03261176	NW36TH/SW26TH/SW CORNELL (W3)	0	<u>4,633.26</u>	<u>62,708.93</u>	0
082-0097-000-00-03261177	SE47TH & SE BEDFORD CIR (W4)	0	<u>6,556.29</u>	<u>42,989.77</u>	0
082-0097-000-00-03261187	FLOWERMD & E CACHE RD TRAFFIC SIGNAL	0	<u>2,400.00</u>	<u>14,100.00</u>	333,500.00
<b>Total Expenditures</b>		<b>\$ 331,789.01</b>	<b>\$ <u>1,048,254.77</u></b>	<b>\$ <u>145,316.70</u></b>	<b>\$ <u>11,344,199.57</u></b>

***SINKING FUND  
SCHEDULES  
AND  
ESTIMATE OF NEEDS***

***DEBT SERVICE SCHEDULES***

***LEASE PURCHASE  
SCHEDULES***

**PROOF OF PUBLICATION  
THE LAWTON CONSTITUTION  
P.O. BOX 2069-L, Lawton, OK 73502 :(580) 353-0620**

IN THE \_\_\_\_\_ COURT OF COMANCHE COUNTY, OKLAHOMA  
STATE OF OKLAHOMA, COUNTY OF COMANCHE

Case No. **Budget Public Hearing**

I, \_\_\_\_\_, of lawful age, being duly sworn upon oath, deposes and says: That I am the Business Manager of The Lawton Constitution, a daily newspaper printed and published in the city of Lawton, County of Comanche, and state of Oklahoma, and that the advertisement above referred to, a true and printed copy of which is here unto attached, was published in said newspaper for the publication dates listed below.

Publication Dates 05/23/2019.

That said newspaper has been published continuously and uninterruptedly in said county during a period of one hundred and four consecutive weeks prior to the publication of the attached notice or advertisement: that it has been admitted to the United States mail as second-class mail matter, that it has a general paid circulation, and publishes news of general interest, and otherwise conforms with all of the statutes of the State of Oklahoma governing legal publications.

(Attached Copy of Notice)

**LEGAL NOTICE**


The City of Lawton will hold a public hearing at 5:00 p.m. May 23, 2019, in the city council chamber, New City Hall, 212 SW 8th Street, Lawton, Oklahoma for the purpose of receiving written and hearing oral comments from the public concerning the proposed budget for FY 2019-2020 as summarized below:

**CITY OF LAWTON  
BUDGET ACTIVITY/FUNDING SUMMARY  
FISCAL YEAR 2019-2020**

ACT NO	GENERAL FUND	C.O.B.G.	WATER	ENTERPRISE FUND SEWER	REFUSE	OTHER	OUTLAY	CAPITAL	TOTAL
MANAGERIAL									
MAYOR & COUNCIL	\$62,060	\$	\$						\$62,060
CITY CLERK	304,952								304,952
ADMIN. SERVICES									
CITY MANAGER	781,842								781,842
MUNICIPAL COURT	531,123								1,405,13
CITY ATTORNEY	1,385,711					675,000			1,960,711
FINANCIAL SERVICES	4,108,700	8,000							1,116,700
UTILITY SERVICES									1,817,785
CITY AT LARGE	1,817,785			701,389	340,490	300,749			3,659,698
WAIURKA FUND									
HUMAN RESOURCES	884,674								884,674
INFORMATION/TECH SERVICES	373,706								373,706
LIBRARY	1,238,381			385,853	365,853	368,853			1,238,381
PLANNING	860,379								860,379
MASS TRANSIT	823,217								823,217
COMMUNITY DEVELOPMENT ADMIN									
INSPECTION SERVICES	405,167								405,167
HOUSING ASSISTANCE									
C.D. PROGRAM NON-OPER									
HOME									
LICENSE AND PERMIT CENTER	345,736								345,736
NEIGHBORHOOD SERVICES	324,818	58,031							382,849
ADMIN & RECREATION SERVICES	884,167								884,167
R.S.V.P.	43,086								43,086
ARTS & HUMANITIES	476,231								476,231
SPORTS & AQUATICS	358,600								358,600
MUSEUM	475,980								475,980
LAKES	308,445								308,445
PARKS MAINTENANCE	1,054,325								1,054,325
CEMETERY	268,077								268,077
ATHLETIC LANDSCAPE	667,863								667,863
BUILDING MAINTENANCE	1,024,145								1,024,145
STORMWATER MANAGEMENT									
STREETS	3,330,703								3,330,703
TRAFFIC CONTROL	549,842								549,842
ELECTRONIC MAINTENANCE	340,800								340,800
EQUIPMENT MAINTENANCE	4,186,571								4,186,571
SOLID WASTE-REFUSE COLLECTION									
SOLID WASTE-REFUSE DISP									
DRAINAGE MAINTENANCE									
ENGINEERING	1,206,400								1,206,400
GEOGRAPHIC INFO SYS	107,714								107,714
SEWER SYS TECHNICAL									
SEWER SYSTEM CONSTRUCTION									
WASTEWATER COLLECTION									
WATER DISTRIBUTION									
WATER TREATMENT PLANT									
WASTEWATER TREATMENT PLANT									
WATER TREATMENT PLANT									
POLICE HEADQUARTERS	1,658,004								1,658,004
EMERGENCY MANAGEMENT	756,584								756,584
POLICE UNIFORM	10,951,048								10,951,048
POLICE CID	1,825,134								1,825,134
POLICE TECH SERVICES	2,038,039								2,038,039
POLICE TRAINING	486,843								486,843
POLICE SERVICE CONTRACTS	163,220								163,220
ANIMAL WELFARE	769,943								769,943
FIRE PREVENTION	540,412								540,412
FIRE TRAINING	316,432								316,432
FIRE OPERATIONS	11,626,992								11,626,992
EMERGENCY COMMUN	1,800,742								1,800,742
TOTAL	\$6,759,280	\$1,211,169	\$8,409,482	\$4,247,365	\$3,777,843	\$1,619,137	\$3,098,753		\$20,222,113
OTHER SPECIAL FUNDS									
JUDGMENTS, BOND INT, DEBT SERVICE TO 10%									
CAPITAL IMPROVEMENTS & OTHER									
TOTAL	\$6,759,280	\$1,211,169	\$8,409,482	\$4,247,365	\$3,777,843	\$1,619,137	\$3,098,753		\$20,222,113

*Budget Error*  
Signature  
SUBSCRIBED and sworn to before me this day of  
*Toni Wilson*

0000676730 000068054



# LEGAL NOTICE

Published in The Lawton Constitution

May 23, 2019

The City of Lawton will hold a public hearing at 6:00 p.m. May 28, 2019, in the city council chambers, New City Hall, 212 SW 9th Street, Lawton, Oklahoma for the purpose of receiving written and hearing oral comments from the public concerning the proposed budget for FY 2019-2020 as summarized below:

## CITY OF LAWTON BUDGET ACTIVITY FUNDING SUMMARY FISCAL YEAR 2019-2020

ACT NO	GENERAL FUND	C.D.B.G.	WATER	ENTERPRISE FUND			OUTLAY	CAPITAL	TOTAL
				SEWER	REFUSE	OTHER			
MANAGERIAL:									
MAYOR & COUNCIL	\$82,050	\$-	\$-	\$-	\$-			\$82,050	
CITY CLERK	304,952							304,952	
ADMIN. SERVICES:									
CITY MANAGER	781,842							781,842	
MUNICIPAL COURT	530,123					875,000		1,405,13	
CITY ATTORNEY	1,355,711							1,355,711	
FINANCIAL SERVICES	1,108,700	8,000						1,116,700	
UTILITY SERVICES			701,389	340,490	300,749			1,342,628	
CITY AT LARGE	1,817,785							1,817,785	
WAURIKA FUND						3,856,658		3,856,658	
HUMAN RESOURCES	664,674							664,674	
INFORMATION TECH SERVICES	731,706		365,853	365,853	365,853			1,829,265	
LIBRARY	1,238,381					37,350		1,275,731	
PLANNING	660,379					40,000		700,379	
MASS TRANSIT	823,217							823,217	
COMMUNITY									
DEVELOPMENT ADMIN		141,928						141,928	
INSPECTION SERVICES	405,157							405,157	
HOUSING ASSISTANCE		471,219						471,219	
C.D. PROGRAM NON-OPER.			105,147					105,147	
HOME			398,844					398,844	
LICENSE AND PERMIT CENTER	315,738							315,738	
NEIGHBORHOOD SERVICES	324,519	86,031				320,264		730,814	
ADMIN & RECREATION SERVICES	884,197							884,197	
R.S.V.P.	43,088					40,000		83,088	
ARTS & HUMANITIES	476,237							476,237	
SPORTS & AQUATICS	356,800							356,800	
MUSEUM	475,000							475,000	
LAKES	506,445					42,000		548,445	
PARKS MAINTENANCE	1,094,325					100,480	19,264	1,214,069	
CEMETERY	258,077					24,200		24,200	
ATHLETIC LANDSCAPE	667,863							667,863	
BUILDING MAINTENANCE	1,024,145							1,024,145	
STORMWATER MANAGEMENT						512,720		512,720	
STREETS	3,330,703						551,551	3,882,254	
TRAFFIC CONTROL	549,842							549,842	
ELECTRONIC MAINTENANCE	540,800							540,800	
EQUIPMENT MAINTENANCE	4,186,571						35,542	4,222,113	
SOLID WASTE-REFUSE COLLECTION					2,174,142		729,106	2,903,248	
SOLID WASTE-REFUSE DISP.					883,042	160,000	394,646	1,437,688	
DRAINAGE MAINTENANCE						1,214,225		1,214,225	
ENGINEERING	1,209,496							1,209,496	
GEOGRAPHIC INFO SYS	107,714		53,857	53,857	35,857	35,000		304,286	
SEWER SYS TECHNICAL						642,721		642,721	
SEWER SYSTEM CONSTRUCTION						5,047,665		5,047,665	
WASTEWATER COLLECTION				814,879				814,879	
WATER DISTRIBUTION			2,595,366					2,595,366	
WASTEWATER MAINTENANCE	559,334					118,000		677,334	
WATER TREATMENT PLANT			3,128,402					3,128,402	
WASTEWATER TREATMENT PLANT				2,672,276		20,246		2,692,522	
SE WATER TREATMENT PLANT			1,564,625					1,564,625	
POLICE HEADQUARTERS	1,559,004					185,100		1,744,104	
EMERGENCY MANAGEMENT	156,964							156,964	
POLICE UNIFORM	10,661,048					1,286,679	330,066	12,277,793	
POLICE CID	1,925,134					119,467	5,540	2,050,141	
POLICE TECH SERVICES	2,096,099					7,103		2,103,202	
POLICE TRAINING	498,843					17,349		516,192	
POLICE SERVICE CONTRACTS	163,220							163,220	
ANIMAL WELFARE	799,843					79,836		879,679	
FIRE PREVENTION	540,412					6,900		547,312	
FIRE TRAINING	316,432					66,050		382,482	
FIRE OPERATIONS	11,625,992					862,232	1,831,038	14,319,262	
EMERGENCY COMMUN.	1,000,742					1,453,892		2,454,634	
<b>TOTAL</b>	<b>\$58,759,269</b>	<b>\$1,211,169</b>	<b>\$8,409,492</b>	<b>\$4,247,356</b>	<b>\$3,777,643</b>	<b>\$18,971,137</b>	<b>\$3,896,753</b>	<b>\$99,272,819</b>	
ENERGY AND WTR METER PMT			1,253,335						
OTHER SPECIAL FUNDS						86,492,463			
JUDGMENTS, BOND INT, DEBT SERVICE TO 1972						8,797,902		8,797,902	
CAPITAL IMPROVEMENTS & OTHER						176,538,088			
	58,759,269	1,211,169	9,662,827	4,247,356	3,777,643	290,799,590	3,896,753	372,354,607	

A copy of the information, the entire budget and additional background materials are available for public inspection from 8:00 a.m. to 5:00 p.m. weekdays at the office of the City Clerk, New City Hall, 212 SW 9th Street, Lawton, Oklahoma or at the Lawton Public Library during their normal business hours. All interested citizens, groups, and senior citizens, are encouraged to attend.

EXHIBIT SF-1

CITY OF LAWTON  
SINKING FUND  
3/31/2019

LINE NO	BALANCE SHEET ASSETS	NEW SINKING FUND	
		DETAIL	EXTENSION
1.	CASH BALANCE	\$ 5,068,553.35	
2.	INVESTMENTS		
3.			
4.			
5.			
6.	TOTAL ASSETS		\$ 5,068,553.35
LIABILITIES			
7.	MATURED BONDS OUTSTANDING		
8.	ACCRUAL ON UNMATURED BONDS	\$ 2,074,803.00	
9.	ACCRUAL ON FINAL COUPONS		
10.	UNPAID INTEREST COUPONS ACCRUED		
11.	FISCAL AGENCY COMMISSION		
12.	JUDGMENTS AND INTEREST LEVIED		
13.	EARNED UNMATURED INTEREST	84,691.82	
14.			
15.			
16.	TOTAL LIABILITIES		\$ 2,159,494.82
17.	EXCESS OF ASSETS OVER LIABILITIES		\$ 2,909,058.54
ESTIMATE OF SINKING FUND NEEDS FOR FY 2019-2020			
18.	INTEREST REQUIRED ON BONDS	\$ 838,815.51	
19.	ACCRUAL ON BONDS	2,801,740.00	
20.	ACCRUAL ON JUDGMENTS	493,196.69	
21.	INTEREST ACCRUAL ON JUDGMENTS	63,494.51	
22.	COMMISSIONS - FISCAL AGENTS	2,600.00	
23.			
24.			
25.	TOTAL SINKING FUND PROVISIONS	\$ 4,199,846.71	



## EXHIBIT SF-2

CITY OF LAWTON  
SINKING FUND  
STATEMENT OF CASH ACCOUNTS, DISBURSEMENTS AND BALANCES  
FOR THE FISCAL YEAR ENDED MARCH 31, 2019

LINE NO.	NEW SINKING FUND	
	DETAIL	EXTENSION
CASH BALANCE REPORTED PRIOR YEAR SF-2	\$ 1,219,007.32	
PRIOR PERIOD TIMING ADJUSTMENTS	-	
<hr/>		
1. CASH BALANCE - JULY 1, 2018	\$ 1,219,007.32	
INVESTMENTS	\$ -	
		<u>\$ 1,219,007.32</u>
RECEIPTS AND APPORTIONMENTS		
3. CURRENT YEAR AD VALOREM TAX	\$ 4,870,216.25	
4. PRIOR YEAR'S AD VALOREM TAX		
5. RESALE PROPERTY DISTRIBUTION		
6. MATURED INVESTMENT		
7. INTEREST EARNED		
8. TRANSFER FROM CONST. FUND		
9. TOTAL RECEIPTS AND APPORTIONMENTS		<u>\$ 4,870,216.25</u>
		<u>\$ 6,089,223.57</u>
10. BALANCE		
DISBURSEMENTS		
11. INTEREST COUPON PAID	\$ 258,999.63	
12. BONDS PAID	420,000.00	
13. COMMISSION PAID FISCAL AGENT	1,600.00	
14. JUDGMENT PAID	308,099.58	
15. INTEREST PAID ON JUDGMENTS	31,971.01	
16. INVESTMENTS PURCHASED		
17. TRANSFER TO C.I.P.		
18. ARBITRAGE REPORT		
19		
20. TOTAL DISBURSEMENTS		<u>\$ 1,020,670.22</u>
21. CASH BALANCE -March 31, 2019		<u><u>\$ 5,068,553.35</u></u>

## II. SINKING FUND-NEW SCHEDULES

Detailed Status of Bond and Coupon Indebtedness as of March 31, 2019, and Accruals Thereon

Purpose Of Bond Issue (1)	Date Of Issue Mo. Da. Yr. (2)	Date of Sale by Delivery Mo. Da. Yr. (3)	HOW AND WHEN BONDS MATURED			
			Date Maturing Begins Mo. Da. Yr. (4)	Amount Each Uniform Maturity (5)	Final Maturity Date of Maturity Mo. Da. Yr (6)	Amount of Final Maturity (7)
1 GENERAL 2 OBLIGATION 3	10-01-05		07-01-08	115,000	07-01-20	120,000
4 GENERAL 5 OBLIGATION 6	10-01-05		07-01-08	190,000	07-01-20	220,000
7 GENERAL 8 OBLIGATION 9	10-01-08		10-01-10	420,000	10-01-28	440,000
10 GENERAL 11 OBLIGATION 12	10-01-08		07-01-11	230,000	07-01-23	240,000
13 GENERAL 14 OBLIGATION 15	05-01-13		05-01-15	365,000	05-01-23	380,000
16 GENERAL 17 OBLIGATION 18	06-01-16		06-01-17	320,000	06-01-26	340,000
19 GENERAL 20 OBLIGATION 21	06-01-17		06-01-19	3,000,000	06-01-19	3,000,000
22 GENERAL 23 OBLIGATION	08-01-18		10-01-20	1,220,000	10-01-28	1,240,000
TOTAL SINKING FUND-NEW				5,860,000		5,980,000

II. SINKING FUND-NEW SCHEDULES (continued)

Detailed Status of Bond and Coupon Indebtedness as of March 31, 2019, and Accruals Thereon

	Amount of Original Issue (8)	Cancelled Funded or In Judgment or Delayed For Final Levy Year (9)	Basis of Accruals Contemplated on Net Collections or Better in Anticipation				Accrual Liability To Date (14)
			Bond Issues Accruing by Tax Levy (10)	Yrs. to Run (11)	Normal Annual Accrual (12)	Tax Yrs. run (13)	
1	1,500,000			1	115,392	12	1,384,704
2							
3							
4	2,500,000			1	192,304	12	2,307,648
5							
6							
7	8,000,000			9	421,053	10	4,210,530
8							
9							
10	3,000,000			4	230,769	9	2,076,921
11							
12							
13	3,300,000			4	330,000	6	1,980,000
14							
15							
16	2,900,000			7	290,000	3	870,000
17							
18							
19	3,000,000			0	0	1	0
20							
21							
22	11,000,000			10	1,222,222	0	0
23							
35,200,000					2,801,740		12,829,803

To SF-1  
Line 19

II. SINKING FUND-NEW SCHEDULES (continued)

Detailed Status of Bond and Coupon Indebtedness as of March 31, 2019, and Accruals Thereon  
 Basis of Accruals Contemplated on Net Collections  
 or Better in Anticipation

Deductions From Total Accruals

	Bonds Paid Prior to 6/30/2018 (15)	Bonds Paid during 2018-2019 (16)	Matured Bonds Unpaid (17)	Balance of Accrual Liability (18)	Bonds Outstanding	
					Matured (19)	Unmatured (20)
1	1,265,000	0		119,704		235,000
2						
3						
4	2,090,000	0		217,648		410,000
5						
6						
7	3,360,000	420,000		430,530		4,220,000
8						
9						
10	1,840,000	0		236,921		1,160,000
11						
12						
13	1,460,000	0		520,000		1,840,000
14						
15						
16	320,000	0		550,000		2,580,000
17						
18						
19	0	0		0		3,000,000
20						
21						
22	0	0		0		11,000,000
23						
	10,335,000.00	420,000.00		2,074,803.00		24,445,000.00
		To SF-2 Line 12		To SF-1 Line 8		

II. SINKING FUND-NEW SCHEDULES (continued)

Detailed Status of Bond and Coupon Indebtedness as of March 31, 2019, and Accruals Thereon

<u>Coupon Computation</u>									
	First Next Coupon Due Mo. Da. (21)	% Int (22)	Terminal Interest To Accrue (23)	Yrs. to Run (24)	Accrue Each Year (25)	Tax Yrs. Run (26)	Next Total Accrued To Date (27)	Current Interest Earnings Through 2019-2020 (28)	Total Interest To Levy For Sum of Cols. 25 and 28 (29)
1	7/1/2020	5.0000						3,000	3,000
2									
3									
4	7/1/2020	3.7000						4,070	4,070
5									
6									
7	10/1/2020	3.0700						130,046	130,046
8									
9									
10	7/1/2020	4.0000						35,381	35,381
11									
12									
13	5/1/2020	2.0000						29,690	29,690
14									
15									
16	6/1/2020	2.0000						44,667	44,667
17									
18									
19	-	2.0000						0	-
20									
21									
22	4/1/2020	2.0000						591,963	591,963
23								838,816	838,816
							To SF-1 Line 9		To SF-1 Line 18

II. SINKING FUND-NEW SCHEDULES (continued)

Detailed Status of Bond and Coupon Indebtedness as of March 31, 2019, and Accruals Thereon

<u>INTEREST COUPON ACCOUNT</u>					
<u>Interest Earned but Unpaid 6-30-2018</u>		<u>Interest Earnings Through 2018-2019</u>	<u>Coupons Paid Through 2018-2019</u>	<u>Interest Earned But Unpaid 03-31-19</u>	
<u>Matured (30)</u>	<u>Unmatured (31)</u>	<u>(32)</u>	<u>(33)</u>	<u>Matured (34)</u>	<u>Unmatured (35)</u>
		11,750.00	5,875.00	2,937.50	2,937.50
		15,170.00	7,585.00	3,792.50	3,792.50
	38,058.00	142,845.00	145,974.00	-	34,929.00
		49,325.00	24,662.50	12,331.25	12,331.25
	6,367.71	36,989.59	19,103.13	15,919.28	8,334.90
	4,300.00	51,066.67	25,800.00	17,200.00	12,366.67
	5,000.00	55,000.00	30,000	20,000.00	10,000.00
	-	-	-	-	-
53,725.71		362,146.26	258,999.63	72,180.53	84,691.82
			To SF-2 Line 11	To SF-1 Line 10	To SF-1 Line 13

CITY OF LAWTON  
 JUDGMENT INDEBTEDNESS AFFECTING HOMESTEAD  
 FISCAL YEAR 2019-2020

	P BALDWIN	E TIENTER	L STEVENSON	R DISMUKE	T MCCOOL	C COBB	W WHISENHUNT	A LINK	D LAWSON
1. IN FAVOR OF	P BALDWIN	E TIENTER	L STEVENSON	R DISMUKE	T MCCOOL	C COBB	W WHISENHUNT	A LINK	D LAWSON
2. BY WHOM OWNED	C.E.R.S.	C.E.R.S.	C.E.R.S.	C.E.R.S.	C.E.R.S.	C.E.R.S.	C.E.R.S.	C.E.R.S.	C.E.R.S.
3. PURPOSE OF JUDGMENT	DMG CLAIM	WORK COMP	WORK COMP	DMG CLAIM	DMG CLAIM	DMG CLAIM	WORK COMP	WORK COMP	DMG CLAIM
4. CASE NUMBER	DC2015-032	CV2015-148	CV2015-147	DC205-023	DC2015-030	DC2015-028	CV2015-157	CV2015-170	DC2015-034
5. NAME OF COURT	DISTRICT	DISTRICT	DISTRICT	DISTRICT	DISTRICT	DISTRICT	DISTRICT	DISTRICT	DISTRICT
6. DATE OF JUDGMENT	7-16-15	7-17-15	7-17-15	7-23-15	7-30-15	7-30-15	7-31-15	8-14-15	8-31-15
7. PRINCIPAL AMOUNT	30,720.49	32,300.00	19,000.00	5,784.44	21,483.50	2,826.51	36,530.00	19,380.00	570.95
8. TAX LEVIES MADE	3	3	3	3	3	3	3	3	3
9. PRINCIPAL AMOUNT PRO- VIDED FOR TO 6-30-18	20,480.33	21,533.33	12,666.67	3,856.29	14,309.00	1,884.34	24,353.33	12,920.00	380.63
10. PRINCIPAL AMOUNT PROVIDED FOR IN FY 19	10,240.16	10,766.67	6,333.33	1,928.15	7,154.50	942.17	12,176.67	6,460.00	190.32
11. PRINCIPAL AMOUNT NOT PROVIDED FOR	0.00	0.00	0.00	0.00	0.00	0.00	0.00	0.00	0.00
12. AMOUNT TO PROVIDE BY TAX LEVY FY 2020 A. 1/3 PRINCIPAL B. INTEREST TOTAL									
13. LEVIED FOR BUT UNPAID JUDGMENTS OUTSTANDING A. PRINCIPAL B. INTEREST TOTAL									
14. JUDGMENT SINCE LEVIED A. PRINCIPAL B. INTEREST TOTAL	10,240.16 537.61 10,777.77	10,766.67 565.25 11,331.92	6,333.33 332.50 6,665.83	1,928.15 101.23 2,029.37	7,154.50 375.61 7,530.11	942.17 49.46 991.63	12,176.67 639.28 12,815.94	6,460.00 339.15 6,799.15	190.32 9.99 200.31
15. JUDGMENT SINCE PAID A. PRINCIPAL B. INTEREST TOTAL	10,240.16 537.61 10,777.77	10,766.67 565.25 11,331.92	6,333.33 332.50 6,665.83	1,928.15 101.23 2,029.37	7,154.50 375.61 7,530.11	942.17 49.46 991.63	12,176.67 639.28 12,815.94	6,460.00 339.15 6,799.15	190.32 9.99 200.31
16. LEVIED FOR BUT UNPAID A. PRINCIPAL B. INTEREST TOTAL									

CITY OF LAWTON  
 JUDGMENT INDEBTEDNESS AFFECTING HOMESTEAD  
 FISCAL YEAR 2019-2020

	B DAVIS	M GARCIA	T WILLIAMS	J ANDERSON	J ENCARNACION	FIRO PIZZA	BRENRIC INC	J THOMPSON	S PRESTON
1. IN FAVOR OF	B DAVIS	M GARCIA	T WILLIAMS	J ANDERSON	J ENCARNACION	FIRO PIZZA	BRENRIC INC	J THOMPSON	S PRESTON
2. BY WHOM OWNED	C.E.R.S.	C.E.R.S.	C.E.R.S.	C.E.R.S.	C.E.R.S.	C.E.R.S.	C.E.R.S.	C.E.R.S.	C.E.R.S.
3. PURPOSE OF JUDGMENT	FRIENDLY SUIT	FRIENDLY SUIT	DMG CLAIM	WORK COMP	DMG CLAIM	DMG CLAIM	DMG CLAIM	WORK COMP	WORK COMP
4. CASE NUMBER	CS2015-802	CS2015-803	DC2015-039	CV2015-205	DC2015-042	DC2015-035	DC2015-041	CV2015-210	CV2015-224
5. NAME OF COURT	DISTRICT	DISTRICT	DISTRICT	DISTRICT	DISTRICT	DISTRICT	DISTRICT	DISTRICT	DISTRICT
6. DATE OF JUDGMENT	9-15-15	9-15-15	9-24-15	11-3-15	11-3-15	11-18-15	11-18-15	11-10-15	12-1-15
7. PRINCIPAL AMOUNT	2,248.56	1,006.85	4,201.40	4,500.00	708.47	2,543.25	12,335.79	38,760.00	50,000.00
8. TAX LEVIES MADE	3	3	3	3	3	3	3	3	3
9. PRINCIPAL AMOUNT PRO- VIDED FOR TO 6-30-18	1,499.04	671.23	2,800.93	3,000.00	472.98	1,695.50	8,223.86	25,840.00	33,333.33
10. PRINCIPAL AMOUNT PROVIDED FOR IN FY 19	749.52	335.62	1,400.47	1,500.00	236.49	847.75	4,111.93	12,920.00	16,666.67
11. PRINCIPAL AMOUNT NOT PROVIDED FOR	0.00	0.00	0.00	0.00	0.00	0.00	0.00	0.00	0.00
12. AMOUNT TO PROVIDE BY TAX LEVY FY 2020 A. 1/3 PRINCIPAL B. INTEREST TOTAL									
13. LEVIED FOR BUT UNPAID JUDGMENTS OUTSTANDING A. PRINCIPAL B. INTEREST TOTAL									
14. JUDGMENT SINCE LEVIED A. PRINCIPAL B. INTEREST TOTAL	749.52 39.35 788.87	335.62 17.62 353.24	1,400.47 73.52 1,473.99	1,500.00 78.75 1,578.75	236.49 12.42 248.91	847.75 44.51 892.26	4,111.93 215.88 4,327.81	12,920.00 678.30 13,598.30	16,666.67 875.00 17,541.67
15. JUDGMENT SINCE PAID A. PRINCIPAL B. INTEREST TOTAL	749.52 39.35 788.87	335.62 17.62 353.24	1,400.47 73.52 1,473.99	1,500.00 78.75 1,578.75	236.49 12.42 248.91	847.75 44.51 892.26	4,111.93 215.88 4,327.81	12,920.00 678.30 13,598.30	16,666.67 875.00 17,541.67
16. LEVIED FOR BUT UNPAID A. PRINCIPAL B. INTEREST TOTAL									



CITY OF LAWTON  
 JUDGMENT INDEBTEDNESS AFFECTING HOMESTEAD  
 FISCAL YEAR 2019-2020

	E NORTHERN	E NORTHERN	VILLANOVA APTS	P QUEZADA	K RICHARDSON	R PUCCINO	B CHAMBERS	V STIERS	SWBT
1. IN FAVOR OF	E NORTHERN	NORTHERN	VILLANOVA APTS	P QUEZADA	K RICHARDSON	R PUCCINO	B CHAMBERS	V STIERS	SWBT
2. BY WHOM OWNED	C.E.R.S.	C.E.R.S.	C.E.R.S.	C.E.R.S.	C.E.R.S.	C.E.R.S.	C.E.R.S.	C.E.R.S.	C.E.R.S.
3. PURPOSE OF JUDGMENT	WORK COMP	WORK COMP	FRIENDLY SUIT	FRIENDLY SUIT	WORK COMP	CIVIL	FRIENDLY SUIT	FRIENDLY SUIT	FRIENDLY SUIT
4. CASE NUMBER	CV2015-230	CV2015-232	CS2015-112/CS2015-112	CV2015-235	CV2014-109	CJ2016-13	CJ2016-14	CS2016-36	
5. NAME OF COURT	DISTRICT	DISTRICT	DISTRICT	DISTRICT	DISTRICT	DISTRICT	DISTRICT	DISTRICT	DISTRICT
6. DATE OF JUDGMENT	12-8-15	12-9-15	12-14-15	12-14-15	12-16-15	1-4-16	1-12-16	1-12-16	1-12-16
7. PRINCIPAL AMOUNT	50,872.50	78,891.20	500.00	744.19	35,000.00	25,000.00	25,000.00	55,000.00	6,212.80
8. TAX LEVIES MADE	3	3	3	3	3	3	3	3	3
9. PRINCIPAL AMOUNT PROVIDED FOR TO 8-30-18	33,915.00	51,260.80	333.33	496.13	23,333.33	16,666.67	16,666.67	36,666.67	4,141.87
10. PRINCIPAL AMOUNT PROVIDED FOR IN FY 19	16,957.50	25,630.40	166.67	248.06	11,666.67	8,333.33	8,333.33	18,333.33	2,070.93
11. PRINCIPAL AMOUNT NOT PROVIDED FOR	0.00	0.00	0.00	0.00	0.00	0.00	0.00	0.00	0.00
12. AMOUNT TO PROVIDE BY TAX LEVY FY 2020									
A. 1/3 PRINCIPAL									
B. INTEREST									
TOTAL									
13. LEVIED FOR BUT UNPAID JUDGMENTS OUTSTANDING									
A. PRINCIPAL									
B. INTEREST									
TOTAL									
14. JUDGMENT SINCE LEVIED									
A. PRINCIPAL	16,957.50	25,630.40	166.67	248.06	11,666.67	8,333.33	8,333.33	18,333.33	2,070.93
B. INTEREST	890.27	1,346.60	8.75	13.02	612.50	458.33	458.33	1,008.33	113.90
TOTAL	17,847.77	26,976.00	175.42	261.09	12,279.17	8,791.67	8,791.67	19,341.67	2,184.83
15. JUDGMENT SINCE PAID									
A. PRINCIPAL	16,957.50	25,630.40	166.67	248.06	11,666.67	8,333.33	8,333.33	18,333.33	2,070.93
B. INTEREST	890.27	1,346.60	8.75	13.02	612.50	458.33	458.33	1,008.33	113.90
TOTAL	17,847.77	26,976.00	175.42	261.09	12,279.17	8,791.67	8,791.67	19,341.67	2,184.83
16. LEVIED FOR BUT UNPAID									
A. PRINCIPAL									
B. INTEREST									
TOTAL									

CITY OF LAWTON  
 JUDGMENT INDEBTEDNESS AFFECTING HOMESTEAD  
 FISCAL YEAR 2019-2020

	C STEWART	K GOODWIN	B CHANDLER	C BOYKIN	S CONWELL	S HONG	G PHILLIPS	D NOBIS	R QUIROGA
1. IN FAVOR OF									
2. BY WHOM OWNED	C.E.R.S.	C.E.R.S.	C.E.R.S.	C.E.R.S.	C.E.R.S.	C.E.R.S.	C.E.R.S.	C.E.R.S.	C.E.R.S.
3. PURPOSE OF JUDGMENT	WORK COMP	WORK COMP	WORK COMP	DMG CLAIM	DMG CLAIM	DMG CLAIM	DMG CLAIM	WORK COMP	WORK COMP
4. CASE NUMBER	CV2016-20	CV2016-38	CV2016-40	CS2016-192	DC2015-089	DC2016-001	DC2016-008	CV2016-66	CV2016-55
5. NAME OF COURT	DISTRICT	DISTRICT	DISTRICT	DISTRICT	DISTRICT	DISTRICT	DISTRICT	DISTRICT	DISTRICT
6. DATE OF JUDGMENT	2-4-16	2-25-16	2-26-16	3-2-16	3-11-16	3-11-16	3-11-16	3-17-18	3-17-16
7. PRINCIPAL AMOUNT	4,522.00	66,000.00	8,405.00	3,000.00	3,570.46	4,366.12	4,957.99	32,300.00	58,000.00
8. TAX LEVIES MADE	3	3	3	3	3	3	3	3	3
9. PRINCIPAL AMOUNT PRO- VIDED FOR TO 6-30-18	3,014.67	44,000.00	5,603.33	2,000.00	2,380.31	2,910.75	3,305.33	21,533.33	38,866.67
10. PRINCIPAL AMOUNT PROVIDED FOR IN FY 18	1,507.33	22,000.00	2,801.67	1,000.00	1,190.15	1,455.37	1,652.66	10,766.67	19,333.33
11. PRINCIPAL AMOUNT NOT PROVIDED FOR	0.00	0.00	0.00	0.00	0.00	0.00	0.00	0.00	0.00
12. AMOUNT TO PROVIDE BY TAX LEVY FY 2020 A. 1/3 PRINCIPAL B. INTEREST TOTAL									
13. LEVIED FOR BUT UNPAID JUDGMENTS OUTSTANDING A. PRINCIPAL B. INTEREST TOTAL									
14. JUDGMENT SINCE LEVIED A. PRINCIPAL B. INTEREST TOTAL	1,507.33 82.90 1,590.24	22,000.00 1,210.00 23,210.00	2,801.67 154.09 2,955.76	1,000.00 55.00 1,055.00	1,190.15 65.46 1,255.61	1,455.37 80.05 1,535.42	1,652.66 90.90 1,743.56	10,766.67 592.17 11,358.83	19,333.33 1,063.33 20,396.67
15. JUDGMENT SINCE PAID A. PRINCIPAL B. INTEREST TOTAL	1,507.33 82.90 1,590.24	22,000.00 1,210.00 23,210.00	2,801.67 154.09 2,955.76	1,000.00 55.00 1,055.00	1,190.15 65.46 1,255.61	1,455.37 80.05 1,535.42	1,652.66 90.90 1,743.56	10,766.67 592.17 11,358.83	19,333.33 1,063.33 20,396.67
16. LEVIED FOR BUT UNPAID A. PRINCIPAL B. INTEREST TOTAL									

CITY OF LAWTON  
 JUDGMENT INDEBTEDNESS AFFECTING HOMESTEAD  
 FISCAL YEAR 2019-2020

1. IN FAVOR OF	M STAFFORD	SWBT	J YOUNG	D BRADLEY	B DODD	OK JA KIM	K DUNLAP	R SHELTON	SWBT
2. BY WHOM OWNED	C.E.R.S	C.E.R.S.	C.E.R.S.	C.E.R.S.	C.E.R.S.	C.E.R.S.	C.E.R.S.	C.E.R.S.	C.E.R.S.
3. PURPOSE OF JUDGMENT	DMG CLAIM	DMG CLAIM	FOREIGN JUDGMENT	DMG CLAIM	WORK COMP	DMG CLAIM	FRIENDLY SUT	DMG CLAIM	DMG CLAIM
4. CASE NUMBER	DC2015-024	DC2015-060	CV2108-59	DC2015-004	CV2016-98	DC2016-009	CS2016-486	DC2016-018	DC2016-010
5. NAME OF COURT	DISTRICT	DISTRICT	DISTRICT	DISTRICT	DISTRICT	DISTRICT	DISTRICT	DISTRICT	DISTRICT
6. DATE OF JUDGMENT	3-22-16	3-21-16	3-28-16	3-28-16	5-10-16	5-18-16	5-26-16	6-6-16	6-14-16
7. PRINCIPAL AMOUNT	9,000.00	1,067.74	17,765.00	418.39	6,882.00	3,440.91	1,346.85	5,780.03	7,380.94
8. TAX LEVIES MADE	3	3	3	3	3	3	3	3	3
9. PRINCIPAL AMOUNT PROVIDED FOR TO 6-30-18	6,000.00	711.83	11,843.33	278.93	5,921.33	2,293.94	899.23	3,853.35	4,920.63
10. PRINCIPAL AMOUNT PROVIDED FOR IN FY 19	3,000.00	355.91	5,921.67	139.46	2,960.67	1,146.97	449.62	1,926.68	2,460.31
11. PRINCIPAL AMOUNT NOT PROVIDED FOR	0.00	0.00	0.00	0.00	0.00	0.00	0.00	0.00	0.00
12. AMOUNT TO PROVIDE BY TAX LEVY FY 2020									
A. 1/3 PRINCIPAL									
B. INTEREST									
TOTAL									
13. LEVIED FOR BUT UNPAID JUDGMENTS OUTSTANDING									
A. PRINCIPAL									
B. INTEREST									
TOTAL									
14. JUDGMENT SINCE LEVIED									
A. PRINCIPAL	3,000.00	355.91	5,921.67	139.46	2,960.67	1,146.97	449.62	1,926.68	2,460.31
B. INTEREST	165.00	19.58	325.69	7.67	162.84	63.08	24.73	105.97	135.32
TOTAL	3,165.00	375.49	6,247.36	147.13	3,123.50	1,210.05	474.35	2,032.64	2,595.63
15. JUDGMENT SINCE PAID									
A. PRINCIPAL	3,000.00	355.91	5,921.67	139.46	2,960.67	1,146.97	449.62	1,926.68	2,460.31
B. INTEREST	165.00	19.58	325.69	7.67	162.84	63.08	24.73	105.97	135.32
TOTAL	3,165.00	375.49	6,247.36	147.13	3,123.50	1,210.05	474.35	2,032.64	2,595.63
16. LEVIED FOR BUT UNPAID									
A. PRINCIPAL									
B. INTEREST									
TOTAL									

CITY OF LAWTON  
 JUDGMENT INDEBTEDNESS AFFECTING HOMESTEAD  
 FISCAL YEAR 2019-2020

	G WILSON	J MACKEY	M CRUZ	W WOODSON	R PUCCINO	J PHILLIPS	B ASH	W WOODSON	W BORCK
1. IN FAVOR OF	C.E.R.S.	C.E.R.S.	C.E.R.S.	C.E.R.S.	C.E.R.S.	C.E.R.S.	C.E.R.S.	C.E.R.S.	C.E.R.S.
2. BY WHOM OWNED	C.E.R.S.	C.E.R.S.	C.E.R.S.	C.E.R.S.	C.E.R.S.	C.E.R.S.	C.E.R.S.	C.E.R.S.	C.E.R.S.
3. PURPOSE OF JUDGMENT	DMG CLAIM	DMG CLAIM	DMG CLAIM	FOREIGN JUDGMENT	CIVIL	FRIENDLY SUIT	WORK COMP	WORK COMP	DMG CLAIM
4. CASE NUMBER	DC2016-017	DC2016-028	DC2016-014	CV2016-125	CV2014-109	DC2016-20	CV2016-130	CV2016-131	DC2016-024
5. NAME OF COURT	DISTRICT	DISTRICT	DISTRICT	DISTRICT	DISTRICT	DISTRICT	DISTRICT	DISTRICT	DISTRICT
6. DATE OF JUDGMENT	6-21-16	6-21-16	6-21-16	6-23-16	1-13-15	7-5-16	7-7-16	7-7-16	7-19-16
7. PRINCIPAL AMOUNT	707.83	6,735.70	1,336.70	4,000.00	25,000.00	1,034.00	28,000.00	18,765.00	2,105.07
8. TAX LEVIES MADE	3	3	3	3	3	2	2	2	2
9. PRINCIPAL AMOUNT PROVIDED FOR TO 6-30-18	471.89	4,490.47	891.13	2,666.67	16,666.67	344.67	9,333.33	6,255.00	701.69
10. PRINCIPAL AMOUNT PROVIDED FOR IN FY 19	235.94	2,245.23	445.57	1,333.33	8,333.33	344.67	9,333.33	6,255.00	701.69
11. PRINCIPAL AMOUNT NOT PROVIDED FOR	0.00	0.00	0.00	0.00	0.00	344.67	9,333.33	6,255.00	701.69
12. AMOUNT TO PROVIDE BY TAX LEVY FY 2020									
A. 1/3 PRINCIPAL						344.67	9,333.33	6,255.00	701.69
B. INTEREST						18.96	513.33	344.03	38.59
TOTAL						363.62	9,846.67	6,599.03	740.28
13. LEVIED FOR BUT UNPAID JUDGMENTS OUTSTANDING									
A. PRINCIPAL									
B. INTEREST									
TOTAL									
14. JUDGMENT SINCE LEVIED									
A. PRINCIPAL	235.94	2,245.23	445.57	1,333.33	8,333.33	344.67	9,333.33	6,255.00	701.69
B. INTEREST	12.98	123.49	24.51	73.33	437.50	37.91	1,026.67	688.05	77.19
TOTAL	248.92	2,368.72	470.07	1,406.67	8,770.83	382.58	10,360.00	6,943.05	778.88
15. JUDGMENT SINCE PAID									
A. PRINCIPAL	235.94	2,245.23	445.57	1,333.33	8,333.33	344.67	9,333.33	6,255.00	701.69
B. INTEREST	12.98	123.49	24.51	73.33	437.50	37.91	1,026.67	688.05	77.19
TOTAL	248.92	2,368.72	470.07	1,406.67	8,770.83	382.58	10,360.00	6,943.05	778.88
16. LEVIED FOR BUT UNPAID									
A. PRINCIPAL									
B. INTEREST									
TOTAL									

CITY OF LAWTON  
 JUDGMENT INDEBTEDNESS AFFECTING HOMESTEAD  
 FISCAL YEAR 2019-2020

1. IN FAVOR OF	W DAVIS	B DAVIS	K JOHNSON	M CHASENAH	G PROCHASKA	C DAWKINS	B CHANDLER	B DAVIS	W MUNN
2. BY WHOM OWNED	C.E.R.S.	C.E.R.S.	C.E.R.S.	C.E.R.S.	C.E.R.S.	C.E.R.S.	C.E.R.S.	C.E.R.S.	C.E.R.S.
3. PURPOSE OF JUDGMENT	DMG CLAIM	DMG CLAIM	DMG CLAIM	FRIENDLY SUIT	FOREIGN JUDGMENT	WORKERS COMP	WORKERS COMP	WORKERS COMP	DMG CLAIM
4. CASE NUMBER	DC2016-025	DC2016-033	DC2016-036	DC2016-055	CV2016-154	CV2016-161	CV2016-168	CV2016-169	DC2016-051
5. NAME OF COURT	DISTRICT	DISTRICT	DISTRICT	DISTRICT	DISTRICT	DISTRICT	DISTRICT	DISTRICT	DISTRICT
6. DATE OF JUDGMENT	7-22-16	8-12-16	8-12-16	8-18-16	8-25-16	9-15-16	9-27-16	8-28-16	10-4-16
7. PRINCIPAL AMOUNT	4,193.46	2,414.50	822.30	7,850.00	9,044.00	8,500.00	13,896.60	3,000.00	1,327.44
8. TAX LEVIES MADE	2	2	2	2	2	2	2	2	2
9. PRINCIPAL AMOUNT PROVIDED FOR TO 6-30-18	1,397.82	804.83	274.10	2,616.67	3,014.67	2,833.33	4,632.17	1,000.00	442.48
10. PRINCIPAL AMOUNT PROVIDED FOR IN FY 19	1,397.82	804.83	274.10	2,616.67	3,014.67	2,833.33	4,632.17	1,000.00	442.48
11. PRINCIPAL AMOUNT NOT PROVIDED FOR	1,397.82	804.83	274.10	2,616.67	3,014.67	2,833.33	4,632.17	1,000.00	442.48
12. AMOUNT TO PROVIDE BY TAX LEVY FY 2020									
A. 1/3 PRINCIPAL	1,397.82	804.83	274.10	2,616.67	3,014.67	2,833.33	4,632.17	1,000.00	442.48
B. INTEREST	76.88	44.27	15.08	143.92	165.81	155.83	254.77	55.00	24.34
TOTAL	1,474.70	849.10	289.18	2,760.58	3,180.47	2,989.17	4,886.94	1,055.00	466.82
13. LEVIED FOR BUT UNPAID JUDGMENTS OUTSTANDING									
A. PRINCIPAL									
B. INTEREST									
TOTAL									
14. JUDGMENT SINCE LEVIED									
A. PRINCIPAL	1,397.82	804.83	274.10	2,616.67	3,014.67	2,833.33	4,632.17	1,000.00	442.48
B. INTEREST	153.76	88.53	30.15	287.83	331.61	311.67	509.54	110.00	48.67
TOTAL	1,551.58	893.37	304.25	2,904.50	3,346.28	3,145.00	5,141.71	1,110.00	491.15
15. JUDGMENT SINCE PAID									
A. PRINCIPAL	1,397.82	804.83	274.10	2,616.67	3,014.67	2,833.33	4,632.17	1,000.00	442.48
B. INTEREST	153.76	88.53	30.15	287.83	331.61	311.67	509.54	110.00	48.67
TOTAL	1,551.58	893.37	304.25	2,904.50	3,346.28	3,145.00	5,141.71	1,110.00	491.15
16. LEVIED FOR BUT UNPAID									
A. PRINCIPAL									
B. INTEREST									
TOTAL									

CITY OF LAWTON  
 JUDGMENT INDEBTEDNESS AFFECTING HOMESTEAD  
 FISCAL YEAR 2019-2020

	W MUNNOK HLTH CARE	T SPENCER	A GONZALES	C HAMM	G MCBEE	R PUCCINO	A GRIFFIN	F PEVER	G SIMS
1. IN FAVOR OF	C.E.R.S.	C.E.R.S.	C.E.R.S.	C.E.R.S.	C.E.R.S.	C.E.R.S.	C.E.R.S.	C.E.R.S.	C.E.R.S.
2. BY WHOM OWNED	C.E.R.S.	C.E.R.S.	C.E.R.S.	C.E.R.S.	C.E.R.S.	C.E.R.S.	C.E.R.S.	C.E.R.S.	C.E.R.S.
3. PURPOSE OF JUDGMENT	DMG CLAIM	DMG CLAIM	DMG CLAIM	DMG CLAIM	DMG CLAIM	WORK COMP	WORK COMP	DMG CLAIM	DMG CLAIM
4. CASE NUMBER	DC2016-051	DC2016-057	DC2016-058	DC2016-060	DC2016-050	CV2016-175	CV2016-177	DC2016-065	DC2016-068
5. NAME OF COURT	DISTRICT	DISTRICT	DISTRICT	DISTRICT	DISTRICT	DISTRICT	DISTRICT	DISTRICT	DISTRICT
6. DATE OF JUDGMENT	10-4-16	10-4-16	10-4-16	10-13-16	10-13-16	10-14-16	10-17-16	10-31-16	10-31-16
7. PRINCIPAL AMOUNT	3,395.00	520.00	975.05	400.00	575.00	48,450.00	13,323.00	2,706.62	510.50
8. TAX LEVIES MADE	2	2	2	2	2	2	2	2	2
9. PRINCIPAL AMOUNT PROVIDED FOR TO 6-30-18	1,131.67	173.33	325.02	133.33	191.67	16,150.00	4,441.00	902.21	170.17
10. PRINCIPAL AMOUNT PROVIDED FOR IN FY 19	1,131.67	173.33	325.02	133.33	191.67	16,150.00	4,441.00	902.21	170.17
11. PRINCIPAL AMOUNT NOT PROVIDED FOR	1,131.67	173.33	325.02	133.33	191.67	16,150.00	4,441.00	902.21	170.17
12. AMOUNT TO PROVIDE BY TAX LEVY FY 2020									
A. 1/3 PRINCIPAL	1,131.67	173.33	325.02	133.33	191.67	16,150.00	4,441.00	902.21	170.17
B. INTEREST	62.24	9.53	17.88	7.33	10.54	888.25	244.26	49.62	9.36
TOTAL	1,193.91	182.87	342.89	140.67	202.21	17,038.25	4,685.26	951.83	179.53
13. LEVIED FOR BUT UNPAID JUDGMENTS OUTSTANDING									
A. PRINCIPAL									
B. INTEREST									
TOTAL									
14. JUDGMENT SINCE LEVIED									
A. PRINCIPAL	1,131.67	173.33	325.02	133.33	191.67	16,150.00	4,441.00	902.21	170.17
B. INTEREST	124.48	19.07	35.75	14.67	21.08	1,776.50	488.51	99.24	18.72
TOTAL	1,256.15	192.40	360.77	148.00	212.75	17,926.50	4,929.51	1,001.45	188.89
15. JUDGMENT SINCE PAID									
A. PRINCIPAL	1,131.67	173.33	325.02	133.33	191.67	16,150.00	4,441.00	902.21	170.17
B. INTEREST	124.48	19.07	35.75	14.67	21.08	1,776.50	488.51	99.24	18.72
TOTAL	1,256.15	192.40	360.77	148.00	212.75	17,926.50	4,929.51	1,001.45	188.89
16. LEVIED FOR BUT UNPAID									
A. PRINCIPAL									
B. INTEREST									
TOTAL									

CITY OF LAWTON  
 JUDGMENT INDEBTEDNESS AFFECTING HOMESTEAD  
 FISCAL YEAR 2019-2020

	N TUCKER	T JOZEFKOWICZ	C OLIVER	INVITATIONAL APTS	S JENSEN	S JENSEN	T AMBROSE	RAMOS & SOSA	K OWENS
1. IN FAVOR OF									
2. BY WHOM OWNED	C.E.R.S.	C.E.R.S.	C.E.R.S.	C.E.R.S.	C.E.R.S.	C.E.R.S.	C.E.R.S.	C.E.R.S.	C.E.R.S.
3. PURPOSE OF JUDGMENT	DMG CLAIM	DMG CLAIM	DMG CLAIM	DMG CLAIM	WORK COMP	WORK COMP	DMG CLAIM	SETTLEMENT AGREEMENT	DMG CLAIM
4. CASE NUMBER	DC2016-056	DC2016-071	DC2016-072	DC2016-082	CV2017-1	CV2017-2	DC2016-077	CJ2015-401	DC2017-005
5. NAME OF COURT	DISTRICT	DISTRICT	DISTRICT	DISTRICT	DISTRICT	DISTRICT	DISTRICT	DISTRICT	DISTRICT
6. DATE OF JUDGMENT	10-31-16	12-12-16	12-19-16	12-29-16	1-4-17	1-4-17	1-17-17	1-24-17	2-21-17
7. PRINCIPAL AMOUNT	1,042.74	2,567.71	2,667.72	1,200.00	4,667.00	9,333.00	5,324.12	50,000.00	1,447.12
8. TAX LEVIES MADE	2	2	2	2	2	2	2	2	2
9. PRINCIPAL AMOUNT PROVIDED FOR TO 6-30-18	347.58	855.90	955.91	400.00	1,555.67	3,111.00	1,774.71	16,666.67	482.37
10. PRINCIPAL AMOUNT PROVIDED FOR IN FY 19	347.58	855.90	955.91	400.00	1,555.67	3,111.00	1,774.71	16,666.67	482.37
11. PRINCIPAL AMOUNT NOT PROVIDED FOR	347.58	855.90	955.91	400.00	1,555.67	3,111.00	1,774.71	16,666.67	482.37
12. AMOUNT TO PROVIDE BY TAX LEVY FY 2020									
A. 1/3 PRINCIPAL	347.58	855.90	955.91	400.00	1,555.67	3,111.00	1,774.71	16,666.67	482.37
B. INTEREST	19.12	47.07	52.57	22.00	89.45	178.88	102.05	958.33	27.74
TOTAL	366.70	902.98	1,008.48	422.00	1,645.12	3,289.88	1,876.75	17,625.00	510.11
13. LEVIED FOR BUT UNPAID JUDGMENTS OUTSTANDING									
A. PRINCIPAL									
B. INTEREST									
TOTAL									
14. JUDGMENT SINCE LEVIED									
A. PRINCIPAL	347.58	855.90	955.91	400.00	1,555.67	3,111.00	1,774.71	16,666.67	482.37
B. INTEREST	38.23	94.15	105.15	44.00	178.90	357.77	204.09	1,916.67	55.47
TOTAL	385.81	950.05	1,061.06	444.00	1,734.57	3,468.77	1,978.80	18,583.33	537.85
15. JUDGMENT SINCE PAID									
A. PRINCIPAL	347.58	855.90	955.91	400.00	1,555.67	3,111.00	1,774.71	16,666.67	482.37
B. INTEREST	38.23	94.15	105.15	44.00	178.90	357.77	204.09	1,916.67	55.47
TOTAL	385.81	950.05	1,061.06	444.00	1,734.57	3,468.77	1,978.80	18,583.33	537.85
16. LEVIED FOR BUT UNPAID									
A. PRINCIPAL									
B. INTEREST									
TOTAL									

CITY OF LAWTON  
 JUDGMENT INDEBTEDNESS AFFECTING HOMESTEAD  
 FISCAL YEAR 2019-2020

	B GREENE	R PUCCINO	C DAWKINS	R BELL	J COOPER	B DUNFORD	R BELL	G&M WRECKER	W SIMMONS
1. IN FAVOR OF	B GREENE	R PUCCINO	C DAWKINS	R BELL	J COOPER	B DUNFORD	R BELL	G&M WRECKER	W SIMMONS
2. BY WHOM OWNED	C.E.R.S.	C.E.R.S.	C.E.R.S.	C.E.R.S.	C.E.R.S.	C.E.R.S.	C.E.R.S.	C.E.R.S.	C.E.R.S.
3. PURPOSE OF JUDGMENT	DMC CLAIM	SETTLEMENT	WORK COMP	WORK COMP	WORK COMP	DMG CLAIM	WORK COMP	FRIENDLY SUIT	DMC CLAIM
4. CASE NUMBER	DC2017-080	CV2014-108	CV2017-48	CV2017-48	CV2017-47	DC2017-002	CV2017-81	CJ2016-808	DC2016-032
5. NAME OF COURT	DISTRICT	DISTRICT	DISTRICT	DISTRICT	DISTRICT	DISTRICT	DISTRICT	DISTRICT	DISTRICT
6. DATE OF JUDGMENT	2-21-17	1-3-17	3-1-17	3-1-17	3-1-17	3-8-17	3-13-17	3-16-17	8-4-16
7. PRINCIPAL AMOUNT	2,383.85	25,000.00	8,882.50	52,584.40	40,000.00	782.88	31,286.40	626.00	937.11
8. TAX LEVIES MADE	2	2	2	2	2	2	2	2	2
9. PRINCIPAL AMOUNT PRO- VIDED FOR TO 8-30-18	787.88	8,333.33	2,960.83	17,528.13	13,333.33	254.33	10,422.13	208.67	312.37
10. PRINCIPAL AMOUNT PROVIDED FOR IN FY 19	787.88	8,333.33	2,960.83	17,528.13	13,333.33	254.33	10,422.13	208.67	312.37
11. PRINCIPAL AMOUNT NOT PROVIDED FOR	787.88	8,333.33	2,960.83	17,528.13	13,333.33	254.33	10,422.13	208.67	312.37
12. AMOUNT TO PROVIDE BY TAX LEVY FY 2020									
A. 1/3 PRINCIPAL	787.88	8,333.33	2,960.83	17,528.13	13,333.33	254.33	10,422.13	208.67	312.37
B. INTEREST	45.30	479.17	170.25	1,007.87	786.67	14.62	599.27	12.00	17.18
TOTAL	833.18	8,812.50	3,131.08	18,536.00	14,100.00	268.95	11,021.41	220.67	329.55
13. LEVIED FOR BUT UNPAID JUDGMENTS OUTSTANDING									
A. PRINCIPAL									
B. INTEREST									
TOTAL									
14. JUDGMENT SINCE LEVIED									
A. PRINCIPAL	787.88	8,333.33	2,960.83	17,528.13	13,333.33	254.33	10,422.13	208.67	312.37
B. INTEREST	90.61	958.33	340.50	2,015.74	1,533.33	29.25	1,198.55	24.00	34.36
TOTAL	878.49	9,291.67	3,301.33	19,543.87	14,866.67	283.58	11,620.68	232.66	346.73
15. JUDGMENT SINCE PAID									
A. PRINCIPAL	787.88	8,333.33	2,960.83	17,528.13	13,333.33	254.33	10,422.13	208.67	312.37
B. INTEREST	90.61	958.33	340.50	2,015.74	1,533.33	29.25	1,198.55	24.00	34.36
TOTAL	878.49	9,291.67	3,301.33	19,543.87	14,866.67	283.58	11,620.68	232.66	346.73
16. LEVIED FOR BUT UNPAID									
A. PRINCIPAL									
B. INTEREST									
TOTAL									



CITY OF LAWTON  
 JUDGMENT INDEBTEDNESS AFFECTING HOMESTEAD  
 FISCAL YEAR 2019-2020

1. IN FAVOR OF	A MILLER	J TORRES	M TORRES	M CARTER	H GORE- HORSEY	D LINDSEY	AARAGON CHIROPRACTIC	N NORMAN	K JOHNSON
2. BY WHOM OWNED	C.E.R.S.	C.E.R.S.	C.E.R.S.	C.E.R.S.	C.E.R.S.	C.E.R.S.	C.E.R.S.	C.E.R.S.	C.E.R.S.
3. PURPOSE OF JUDGMENT	DMG CLAIM	DMG CLAIM	DMG CLAIM	DMC CLAIM	DMG CLAIM	WORK COMP	FRIENDLY SUIT	DMG CLAIM	WORK COMP
4. CASE NUMBER	DC2017-006	DC2017-013	DC2017-012	DC2016-061	DC2017-004	CV2017-86	CJ2016-809	DG2017-015	CV2017-95
5. NAME OF COURT	DISTRICT	DISTRICT	DISTRICT	DISTRICT	DISTRICT	DISTRICT	DISTRICT	DISTRICT	DISTRICT
6. DATE OF JUDGMENT	3-24-17	3-30-17	3-30-17	4-18-17	4-24-17	4-27-17	3-31-17	5-9-17	5-12-17
7. PRINCIPAL AMOUNT	470.42	1,212.04	4,000.00	4,000.00	1,594.48	20,000.00	93,500.00	3,175.00	12,080.20
8. TAX LEVIES MADE	2	2	2	2	2	2	2	2	2
9. PRINCIPAL AMOUNT PROVIDED FOR TO 6-30-18	156.81	404.01	1,333.33	1,333.33	531.49	6,666.67	31,166.67	1,058.33	4,026.73
10. PRINCIPAL AMOUNT PROVIDED FOR IN FY 19	156.81	404.01	1,333.33	1,333.33	531.49	6,666.67	31,166.67	1,058.33	4,026.73
11. PRINCIPAL AMOUNT NOT PROVIDED FOR	156.81	404.01	1,333.33	1,333.33	531.49	6,666.67	31,166.67	1,058.33	4,026.73
12. AMOUNT TO PROVIDE BY TAX LEVY FY 2020									
A. 1/3 PRINCIPAL	156.81	404.01	1,333.33	1,333.33	531.49	6,666.67	31,166.67	1,058.33	4,026.73
B. INTEREST	9.02	23.23	76.67	76.67	30.56	383.33	1,792.08	60.85	231.54
TOTAL	165.82	427.24	1,410.00	1,410.00	562.05	7,050.00	32,958.75	1,119.19	4,258.27
13. LEVIED FOR BUT UNPAID JUDGMENTS OUTSTANDING									
A. PRINCIPAL									
B. INTEREST									
TOTAL									
14. JUDGMENT SINCE LEVIED									
A. PRINCIPAL	156.81	404.01	1,333.33	1,333.33	531.49	6,666.67	31,166.67	1,058.33	4,026.73
B. INTEREST	18.03	46.46	153.33	153.33	61.12	766.67	3,584.17	121.71	463.07
TOTAL	174.84	450.47	1,486.67	1,486.67	592.61	7,433.33	34,750.83	1,180.04	4,489.81
15. JUDGMENT SINCE PAID									
A. PRINCIPAL	156.81	404.01	1,333.33	1,333.33	531.49	6,666.67	31,166.67	1,058.33	4,026.73
B. INTEREST	18.03	46.46	153.33	153.33	61.12	766.67	3,584.17	121.71	463.07
TOTAL	174.84	450.47	1,486.67	1,486.67	592.61	7,433.33	34,750.83	1,180.04	4,489.81
16. LEVIED FOR BUT UNPAID									
A. PRINCIPAL									
B. INTEREST									
TOTAL									

CITY OF LAWTON  
 JUDGMENT INDEBTEDNESS AFFECTING HOMESTEAD  
 FISCAL YEAR 2019-2020

	LAWTON HSHG AUTH	B HUBBARD	WIPYO HONG	B JONES	S HAYDEN	S JONES	C THOMAS	E MCCRACKERN	ANTONIO PHILLIPS
1. IN FAVOR OF									
2. BY WHOM OWNED	C.E.R.S.	C.E.R.S.	C.E.R.S.	C.E.R.S.	C.E.R.S.	C.E.R.S.	C.E.R.S.	C.E.R.S.	C.E.R.S.
3. PURPOSE OF JUDGMENT	DMG CLAIM	WORK COMP	DMG CLAIM	DMG CLAIM	SETTLEMENT AGREEMENT	DMG CLAIM	DMG CLAIM	WORK COMP	WORK COMP
4. CASE NUMBER	DC2017-017	CV2017-119	DC2017-018	DC2017-028	CJ2005-650	DC2017-021	DC2017-022	CV2017-137	CV2017-158
5. NAME OF COURT	DISTRICT	DISTRICT	DISTRICT	DISTRICT	DISTRICT	DISTRICT	DISTRICT	DISTRICT	DISTRICT
6. DATE OF JUDGMENT	6-19-17	6-16-17	6-28-17	6-28-17	7-6-17	7-13-17	7-13-17	7-13-17	8-14-17
7. PRINCIPAL AMOUNT	1,340.00	18,500.00	12,398.23	25,000.00	2,000.00	9,419.59	8,173.51	17,340.00	20,318.00
8. TAX LEVIES MADE	2	2	2	2	1	1	1	1	1
9. PRINCIPAL AMOUNT PRO- VIDED FOR TO 6-30-18	446.67	6,166.67	4,132.08	8,333.33	-	-	-	-	-
10. PRINCIPAL AMOUNT PROVIDED FOR IN FY 19	446.67	6,166.67	4,132.08	8,333.33	666.67	3,139.86	3,057.84	5,780.00	6,772.67
11. PRINCIPAL AMOUNT NOT PROVIDED FOR	446.67	6,166.67	4,132.08	8,333.33	1,333.33	6,279.73	6,115.67	11,560.00	13,545.33
12. AMOUNT TO PROVIDE BY TAX LEVY FY 2020									
A. 1/3 PRINCIPAL	446.67	6,166.67	4,132.08	8,333.33	666.67	3,139.86	3,057.84	5,780.00	6,772.67
TOTAL	26.88	354.58	237.59	478.17	76.67	361.08	351.65	664.70	778.86
TOTAL	472.35	6,521.25	4,369.67	8,812.50	743.33	3,500.95	3,409.49	6,444.70	7,551.52
13. LEVIED FOR BUT UNPAID JUDGMENTS OUTSTANDING									
A. PRINCIPAL									
B. INTEREST									
TOTAL									
14. JUDGMENT SINCE LEVIED									
A. PRINCIPAL	446.67	6,166.67	4,132.08	8,333.33	666.67	3,139.86	3,057.84	5,780.00	6,772.67
B. INTEREST	51.37	709.17	475.19	958.33	76.67	361.08	351.65	664.70	778.86
TOTAL	498.03	6,875.83	4,607.27	9,291.67	743.33	3,500.95	3,409.49	6,444.70	7,551.52
15. JUDGMENT SINCE PAID									
A. PRINCIPAL	446.67	6,166.67	4,132.08	8,333.33	666.67	3,139.86	3,057.84	5,780.00	6,772.67
B. INTEREST	51.37	709.17	475.19	958.33	76.67	361.08	351.65	664.70	778.86
TOTAL	498.03	6,875.83	4,607.27	9,291.67	743.33	3,500.95	3,409.49	6,444.70	7,551.52
16. LEVIED FOR BUT UNPAID									
A. PRINCIPAL									
B. INTEREST									
TOTAL									

CITY OF LAWTON  
 JUDGMENT INDEBTEDNESS AFFECTING HOMESTEAD  
 FISCAL YEAR 2019-2020

	G GREEN-GAINES	A GIBSON	J KINDER	C WEAVER	C SHEERAN	D HILL	S HEDGE	B HUGHES	J BENNETT
1. IN FAVOR OF									
2. BY WHOM OWNED	C.E.R.S.	C.E.R.S.	C.E.R.S.	C.E.R.S.	C.E.R.S.	C.E.R.S.	C.E.R.S.	C.E.R.S.	C.E.R.S.
3. PURPOSE OF JUDGMENT	DMG CLAIM	DMG CLAIM	DMG CLAIM	DMG CLAIM	DMG CLAIM	WORK COMP	DMG CLAIM	WORK COMP	WORK COMP
4. CASE NUMBER	DC2017-024	DC2017-030	DC2017-034	DC2017-035	DC2017-031	CV2017-178	DC2017-037	CV2017-205	CV2017-209
5. NAME OF COURT	DISTRICT	DISTRICT	DISTRICT	DISTRICT	DISTRICT	DISTRICT	DISTRICT	DISTRICT	DISTRICT
6. DATE OF JUDGMENT	8-14-17	8-28-17	8-28-17	8-26-17	8-29-17	9-15-17	10-13-17	10-27-17	11-1-17
7. PRINCIPAL AMOUNT	3,242.51	2,936.85	13,236.85	8,846.52	2,087.47	7,155.00	25,000.00	13,566.00	7,106.00
8. TAX LEVIES MADE	1	1	1	1	1	1	1	1	1
9. PRINCIPAL AMOUNT PROVIDED FOR TO 6-30-18	-	-	-	-	-	-	-	-	-
10. PRINCIPAL AMOUNT PROVIDED FOR IN FY 19	1,080.84	978.95	4,412.22	2,948.84	695.82	2,385.00	8,333.33	4,522.00	2,368.67
11. PRINCIPAL AMOUNT NOT PROVIDED FOR	2,161.67	1,957.90	8,824.43	5,897.68	1,391.65	4,770.00	16,666.67	9,044.00	4,737.33
12. AMOUNT TO PROVIDE BY TAX LEVY FY 2020									
A. 1/3 PRINCIPAL	1,080.84	978.95	4,412.22	2,948.84	695.82	2,385.00	8,333.33	4,522.00	2,368.67
B. INTEREST	124.30	112.56	507.40	339.12	80.02	274.28	858.33	520.03	272.40
TOTAL	1,205.13	1,091.53	4,919.62	3,287.96	775.84	2,659.28	9,291.67	5,042.03	2,641.06
13. LEVIED FOR BUT UNPAID JUDGMENTS OUTSTANDING									
A. PRINCIPAL									
B. INTEREST									
TOTAL									
14. JUDGMENT SINCE LEVIED									
A. PRINCIPAL	1,080.84	978.95	4,412.22	2,948.84	695.82	2,385.00	8,333.33	4,522.00	2,368.67
B. INTEREST	186.44	168.87	761.11	508.67	120.03	411.41	1,437.50	780.05	408.60
TOTAL	1,267.28	1,147.82	5,173.32	3,457.51	815.85	2,796.41	9,770.83	5,302.05	2,777.26
15. JUDGMENT SINCE PAID									
A. PRINCIPAL	1,080.84	978.95	4,412.22	2,948.84	695.82	2,385.00	8,333.33	4,522.00	2,368.67
B. INTEREST	186.44	168.87	761.11	508.67	120.03	411.41	1,437.50	780.05	408.60
TOTAL	1,267.28	1,147.82	5,173.32	3,457.51	815.85	2,796.41	9,770.83	5,302.05	2,777.26
16. LEVIED FOR BUT UNPAID									
A. PRINCIPAL									
B. INTEREST									
TOTAL									

CITY OF LAWTON  
 JUDGMENT INDEBTEDNESS AFFECTING HOMESTEAD  
 FISCAL YEAR 2019-2020

	S FAULKNER	R PROTHRO	G BROWN	S UNDERWOOD	P MARTIN	E MCDONALD	T POAFFYBITTY	C GILLESPIE	M NOTTINGHAM
1. IN FAVOR OF									
2. BY WHOM OWNED	C.E.R.S.	C.E.R.S.	C.E.R.S.	C.E.R.S.	C.E.R.S.	C.E.R.S.	C.E.R.S.	C.E.R.S.	C.E.R.S.
3. PURPOSE OF JUDGMENT	DMG CLAIM	DMG CLAIM	DMG CLAIM	DMG CLAIM	WORK COMP	DMG CLAIM	DMG CLAIM	DMG CLAIM	FRIENDLY SUITE
4. CASE NUMBER	DC2017-045	DC2017-044	DC2017-046	DC2017-049	CV2017-220	DC2017-009	DC2017-062	DC2017-053	C82017-1428
5. NAME OF COURT	DISTRICT	DISTRICT	DISTRICT	DISTRICT	DISTRICT	DISTRICT	DISTRICT	DISTRICT	DISTRICT
6. DATE OF JUDGMENT	11-2-17	11-2-17	11-2-17	11-2-17	11-16-17	11-20-17	11-20-17	11-30-17	12-2-17
7. PRINCIPAL AMOUNT	2,900.00	1,431.00	1,235.00	2,020.48	16,967.50	10,000.00	991.91	1,000.00	500.00
8. TAX LEVIES MADE	1	1	1	1	1	1	1	1	1
9. PRINCIPAL AMOUNT PRO- VIDED FOR TO 6-30-18	-	-	-	-	-	-	-	-	-
10. PRINCIPAL AMOUNT PROVIDED FOR IN FY 19	966.67	477.00	411.67	973.49	5,652.50	3,333.33	330.64	333.33	166.67
11. PRINCIPAL AMOUNT NOT PROVIDED FOR	1,933.33	954.00	823.33	1,046.99	11,305.00	6,666.67	661.27	666.67	333.33
12. AMOUNT TO PROVIDE BY TAX LEVY FY 2020									
A. 1/3 PRINCIPAL	966.67	477.00	411.67	973.49	5,652.50	3,333.33	330.64	333.33	166.67
B. INTEREST	111.17	54.86	47.34	111.95	650.04	383.33	38.02	38.33	19.17
TOTAL	1,077.83	531.86	459.01	1,085.45	6,302.54	3,716.67	368.66	371.67	185.83
13. LEVIED FOR BUT UNPAID JUDGMENTS OUTSTANDING									
A. PRINCIPAL									
B. INTEREST									
TOTAL									
14. JUDGMENT SINCE LEVIED									
A. PRINCIPAL	966.67	477.00	411.67	973.49	5,652.50	3,333.33	330.64	333.33	166.67
B. INTEREST	166.75	82.28	71.01	167.93	975.06	575.00	57.03	57.50	28.75
TOTAL	1,133.42	559.28	482.68	1,141.42	6,627.56	3,908.33	387.67	390.83	195.42
15. JUDGMENT SINCE PAID									
A. PRINCIPAL	966.67	477.00	411.67	973.49	5,652.50	3,333.33	330.64	333.33	166.67
B. INTEREST	166.75	82.28	71.01	167.93	975.06	575.00	57.03	57.50	28.75
TOTAL	1,133.42	559.28	482.68	1,141.42	6,627.56	3,908.33	387.67	390.83	195.42
16. LEVIED FOR BUT UNPAID									
A. PRINCIPAL									
B. INTEREST									
TOTAL									

CITY OF LAWTON  
 JUDGMENT INDEBTEDNESS AFFECTING HOMESTEAD  
 FISCAL YEAR 2019-2020

1. IN FAVOR OF	J KAPINUS	D AHLBORN	D COOK	W HARRIS	K MOFFIT	EISENHOWER VILL ASSOC	AEP	L CARSON	C ZACHARY
2. BY WHOM OWNED	C.E.R.S.	C.E.R.S.	C.E.R.S.	C.E.R.S.	C.E.R.S.	C.E.R.S.	C.E.R.S.	C.E.R.S.	C.E.R.S.
3. PURPOSE OF JUDGMENT	FRIENDLY SUIT	DMG CLAIM	FRIENDLY SUIT	FRIENDLY SUIT	FRIENDLY SUIT	FRIENDLY SUIT	FRIENDLY SUITE	FRIENDLY SUITE	WORK COMP
4. CASE NUMBER	CS2018-10	DC2018-81	DC2017-70	DC2018-129	DC2017-61	DC2017-28	CS2018-201	CS2018-365	CV2017-164
5. NAME OF COURT	DISTRICT	DISTRICT	DISTRICT	DISTRICT	DISTRICT	DISTRICT	DISTRICT	DISTRICT	DISTRICT
6. DATE OF JUDGMENT	1-6-18	1-16-18	1-31-18	1-31-18	1-31-18	1-31-18	2-15-18	3-26-18	8-18-17
7. PRINCIPAL AMOUNT	2,496.65	987.09	1,705.04	2,000.00	2,070.78	1,284.00	1,099.00	1,710.87	27,000.00
8. TAX LEVIES MADE	1	1	1	1	1	1	1	1	1
9. PRINCIPAL AMOUNT PRO- VIDED FOR TO 6-30-18	-	-	-	-	-	-	-	-	-
10. PRINCIPAL AMOUNT PROVIDED FOR IN FY 19	832.88	329.03	568.35	666.67	690.26	428.00	366.33	570.29	9,000.00
11. PRINCIPAL AMOUNT NOT PROVIDED FOR	1,665.77	658.06	1,136.69	1,333.33	1,380.52	856.00	732.67	1,140.58	18,000.00
12. AMOUNT TO PROVIDE BY TAX LEVY FY 2020									
A. 1/3 PRINCIPAL	832.88	329.03	568.35	666.67	690.26	428.00	366.33	570.29	9,000.00
B. INTEREST	108.27	42.77	73.89	88.67	89.73	55.64	47.62	74.14	1,035.00
TOTAL	941.16	371.80	642.23	755.33	779.99	483.64	413.96	644.43	10,035.00
13. LEVIED FOR BUT UNPAID JUDGMENTS OUTSTANDING									
A. PRINCIPAL									
B. INTEREST									
TOTAL									
14. JUDGMENT SINCE LEVIED									
A. PRINCIPAL	832.88	329.03	568.35	666.67	690.26	428.00	366.33	570.29	9,000.00
B. INTEREST	162.41	64.16	110.83	130.00	134.60	83.46	71.44	111.21	1,552.50
TOTAL	995.30	393.19	679.17	796.67	824.86	511.46	437.77	681.50	10,552.50
15. JUDGMENT SINCE PAID									
A. PRINCIPAL	832.88	329.03	568.35	666.67	690.26	428.00	366.33	570.29	9,000.00
B. INTEREST	162.41	64.16	110.83	130.00	134.60	83.46	71.44	111.21	1,552.50
TOTAL	995.30	393.19	679.17	796.67	824.86	511.46	437.77	681.50	10,552.50
16. LEVIED FOR BUT UNPAID									
A. PRINCIPAL									
B. INTEREST									
TOTAL									

CITY OF LAWTON  
 JUDGMENT INDEBTEDNESS AFFECTING HOMESTEAD  
 FISCAL YEAR 2019-2020

	J								
1. IN FAVOR OF	C ZACHARY	L WRIGHT	WASHINGTON	D EL KOURI	R BELL	R BELL	R BELL	J MCNEAL	V WILLIS
2. BY WHOM OWNED	C.E.R.S.	C.E.R.S.	C.E.R.S.	C.E.R.S.	C.E.R.S.	C.E.R.S.	C.E.R.S.	C.E.R.S.	C.E.R.S.
3. PURPOSE OF JUDGMENT	WORK COMP	FRIENDLY SUIT	FRIENDLY SUIT	FRIENDLY SUIT	WORK COMP	WORK COMP	WORK COMP	FRIENDLY SUIT	FRIENDLY SUIT
4. CASE NUMBER	CV2017-165	CS2018-363	CS2018-364	CS2018-680	CV2018-107	CV2018-108	CV201-108	CS2018-646	CS2018-698
5. NAME OF COURT	DISTRICT	DISTRICT	DISTRICT	DISTRICT	DISTRICT	DISTRICT	DISTRICT	DISTRICT	DISTRICT
6. DATE OF JUDGMENT	8-18-17	3-20-18	3-20-18	6-1-18	6-7-18	6-7-18	6-7-18	7-2-18	7-13-18
7. PRINCIPAL AMOUNT	90,000.00	2,400.00	1,925.00	3,404.86	1,000.00	10,000.00	1,000.00	1,124.63	4,407.43
8. TAX LEVIES MADE	1	1	1	1	1	1	1	0	0
9. PRINCIPAL AMOUNT PROVIDED FOR TO 6-30-18	-	-	-	-	-	-	-	-	-
10. PRINCIPAL AMOUNT PROVIDED FOR IN FY 19	30,000.00	800.00	641.67	1,134.95	333.33	3,333.33	333.33	-	-
11. PRINCIPAL AMOUNT NOT PROVIDED FOR	60,000.00	1,600.00	1,283.33	2,269.91	666.67	6,666.67	666.67	1,124.63	4,407.43
12. AMOUNT TO PROVIDE BY TAX LEVY FY 2020									
A. 1/3 PRINCIPAL	30,000.00	800.00	641.67	1,134.95	333.33	3,333.33	333.33	374.88	1,469.14
B. INTEREST	3,450.00	104.00	83.42	147.54	43.33	433.33	43.33	73.10	286.48
TOTAL	33,450.00	904.00	725.08	1,282.50	376.67	3,766.67	376.67	447.98	1,755.63
13. LEVIED FOR BUT UNPAID JUDGMENTS OUTSTANDING									
A. PRINCIPAL									
B. INTEREST									
TOTAL									
14. JUDGMENT SINCE LEVIED									
A. PRINCIPAL	30,000.00	800.00	641.67	1,134.95	333.33	3,333.33	333.33		
B. INTEREST	5,175.00	158.00	125.13	221.32	65.00	650.00	65.00		
TOTAL	35,175.00	958.00	766.79	1,356.27	398.33	3,983.33	398.33		
15. JUDGMENT SINCE PAID									
A. PRINCIPAL	30,000.00	800.00	641.67	1,134.95	333.33	3,333.33	333.33		
B. INTEREST	5,175.00	158.00	125.13	221.32	65.00	650.00	65.00		
TOTAL	35,175.00	958.00	766.79	1,356.27	398.33	3,983.33	398.33		
16. LEVIED FOR BUT UNPAID									
A. PRINCIPAL									
B. INTEREST									
TOTAL									

CITY OF LAWTON  
 JUDGMENT INDEBTEDNESS AFFECTING HOMESTEAD  
 FISCAL YEAR 2019-2020

1. IN FAVOR OF	ATT	M HARDRICK	J NAZARYK	T CODOPONY	R WEBB	R FRANZ	T CRIGER	K JOHNSON	J HERRIAGE
2. BY WHOM OWNED	C.E.R.S.	C.E.R.S.	C.E.R.S.	C.E.R.S.	C.E.R.S.	C.E.R.S.	C.E.R.S.	C.E.R.S.	C.E.R.S.
3. PURPOSE OF JUDGMENT	FRIENDLY SUIT	WORK COMP	TORT CLAIM	TORT CLAIM	WORK COMP	WORK COMP	WORK COMP	WORK COMP	FRIENDLY SUIT
4. CASE NUMBER	DC2018-018	CV2018-170	CS2018-839	CS2018-924	CV2018-212	CV2018-213	CV2018-224	CV2018-228	CS2018-1113
5. NAME OF COURT	DISTRICT	DISTRICT	DISTRICT	DISTRICT	DISTRICT	DISTRICT	DISTRICT	DISTRICT	DISTRICT
6. DATE OF JUDGMENT	8-10-18	8-22-18	8-23-18	9-19-18	10-5-18	10-5-18	10-18-18	10-23-18	10-29-18
7. PRINCIPAL AMOUNT	6,110.78	37,000.00	1,115.88	1,616.99	6,000.00	8,527.20	7,913.50	6,928.35	1,000.00
8. TAX LEVIES MADE	0	0	0	0	0	0	0	0	0
9. PRINCIPAL AMOUNT PROVIDED FOR TO 6-30-18	-	-	-	-	-	-	-	-	-
10. PRINCIPAL AMOUNT PROVIDED FOR IN FY 19	-	-	-	-	-	-	-	-	-
11. PRINCIPAL AMOUNT NOT PROVIDED FOR	6,110.78	37,000.00	1,115.88	1,616.99	6,000.00	8,527.20	7,913.50	6,928.35	1,000.00
12. AMOUNT TO PROVIDE BY TAX LEVY FY 2020									
A. 1/3 PRINCIPAL	2,036.93	12,333.33	371.96	539.00	2,000.00	2,842.40	2,637.83	2,309.45	333.33
B. INTEREST	397.20	2,405.00	72.53	105.10	390.00	554.27	514.38	450.34	65.00
TOTAL	2,434.13	14,738.33	444.49	644.10	2,390.00	3,396.67	3,152.21	2,759.79	398.33
13. LEVIED FOR BUT UNPAID JUDGMENTS OUTSTANDING									
A. PRINCIPAL									
B. INTEREST									
TOTAL									
14. JUDGMENT SINCE LEVIED									
A. PRINCIPAL									
B. INTEREST									
TOTAL									
15. JUDGMENT SINCE PAID									
A. PRINCIPAL									
B. INTEREST									
TOTAL									
16. LEVIED FOR BUT UNPAID									
A. PRINCIPAL									
B. INTEREST									
TOTAL									

CITY OF LAWTON  
 JUDGMENT INDEBTEDNESS AFFECTING HOMESTEAD  
 FISCAL YEAR 2019-2020

1. IN FAVOR OF	W WILLIAMS	M BOGGS	R MULLER	B FINLEY	J DEAN	Q FIXICO	M ROBINSON	BHG	L HARDIN
2. BY WHOM OWNED	C.E.R.S.	C.E.R.S.	C.E.R.S.	C.E.R.S.	C.E.R.S.	C.E.R.S.	C.E.R.S.	C.E.R.S.	C.E.R.S.
3. PURPOSE OF JUDGMENT	FRIENDLY SUIT	FRIENDLY SUIT	FRIENDLY SUIT	WORK COMP	FRIENDLY SUIT	WORK COMP	CIVIL LITIGATION	CIVIL LITIGATION	WORK COMP
4. CASE NUMBER	CS2018-983	CS2018-984	CS2018-1143	CV2018-236	CS2018-1225	CS2018-259	CV2019-1	CV2019-1	CV2019-21
5. NAME OF COURT	DISTRICT	DISTRICT	DISTRICT	DISTRICT	DISTRICT	DISTRICT	DISTRICT	DISTRICT	DISTRICT
6. DATE OF JUDGMENT	10-2-18	10-2-18	11-5-18	11-5-18	12-5-18	12-21-18	1-2-19	1-2-19	1-29-19
7. PRINCIPAL AMOUNT	1,821.00	2,366.64	1,700.00	5,652.50	3,411.42	38,760.00	150,000.00	125,000.00	10,000.00
8. TAX LEVIES MADE	0	0	0	0	0	0	0	0	0
9. PRINCIPAL AMOUNT PROVIDED FOR TO 6-30-18	-	-	-	-	-	-	-	-	-
10. PRINCIPAL AMOUNT PROVIDED FOR IN FY 19	-	-	-	-	-	-	-	-	-
11. PRINCIPAL AMOUNT NOT PROVIDED FOR	1,821.00	2,366.64	1,700.00	5,652.50	3,411.42	38,760.00	150,000.00	125,000.00	10,000.00
12. AMOUNT TO PROVIDE BY TAX LEVY FY 2020									
A. 1/3 PRINCIPAL	607.00	788.88	566.67	1,884.17	1,137.14	12,920.00	50,000.00	41,666.67	3,333.33
B. INTEREST	118.37	153.83	110.50	367.41	221.74	2,519.40	11,250.00	9,375.00	750.00
TOTAL	725.37	942.71	677.17	2,251.58	1,358.88	15,439.40	61,250.00	51,041.67	4,083.33
13. LEVIED FOR BUT UNPAID JUDGMENTS OUTSTANDING									
A. PRINCIPAL									
B. INTEREST									
TOTAL									
14. JUDGMENT SINCE LEVIED									
A. PRINCIPAL									
B. INTEREST									
TOTAL									
15. JUDGMENT SINCE PAID									
A. PRINCIPAL									
B. INTEREST									
TOTAL									
16. LEVIED FOR BUT UNPAID									
A. PRINCIPAL									
B. INTEREST									
TOTAL									



CITY OF LAWTON  
 JUDGMENT INDEBTEDNESS AFFECTING HOMESTEAD  
 FISCAL YEAR 2019-2020

	R PUCCHINO	J WASHINGTON	J GODWIN	K VANGORDER	K JOHNSON	L RICHARDS	C WILSON	L GEE	B CLARK SR
1. IN FAVOR OF									
2. BY WHOM OWNED	C.E.R.S.	C.E.R.S.	C.E.R.S.	C.E.R.S.	C.E.R.S.	C.E.R.S.	C.E.R.S.	C.E.R.S.	C.E.R.S.
3. PURPOSE OF JUDGMENT	WORK COMP	FRIENDLY SUIT	FRIENDLY SUIT	FRIENDLY SUIT	WORK COMP	WORK COMP	TORT CLAIM	FRIENDLY SUIT	WORK COMP
4. CASE NUMBER	CV2019-22	DC2018-41	CS2019-134	CS2019-135	CV2019-44	CV2019-56	CS2019-179	CS2019-210	CV2019-64
5. NAME OF COURT	DISTRICT	DISTRICT	DISTRICT	DISTRICT	DISTRICT	DISTRICT	DISTRICT	DISTRICT	DISTRICT
6. DATE OF JUDGMENT	1-29-19	1-29-19	2-19-19	2-19-19	2-19-19	3-5-19	3-5-19	3-18-19	3-18-19
7. PRINCIPAL AMOUNT	9,044.00	3,876.84	500.00	2,500.00	15,988.50	26,809.00	856.77	900.00	19,218.50
8. TAX LEVIES MADE	0	0	0	0	0	0	0	0	0
9. PRINCIPAL AMOUNT PROVIDED FOR TO 6-30-18	-	-	-	-	-	-	-	-	-
10. PRINCIPAL AMOUNT PROVIDED FOR IN FY 19	-	-	-	-	-	-	-	-	-
11. PRINCIPAL AMOUNT NOT PROVIDED FOR	9,044.00	3,876.84	500.00	2,500.00	15,988.50	26,809.00	856.77	900.00	19,218.50
12. AMOUNT TO PROVIDE BY TAX LEVY FY 2020									
A. 1/3 PRINCIPAL	3,014.67	1,292.28	166.67	833.33	5,329.50	8,936.33	285.59	300.00	6,406.17
B. INTEREST	678.30	290.76	37.50	187.50	1,199.14	2,010.68	64.26	67.50	1,441.39
TOTAL	3,692.97	1,583.04	204.17	1,020.83	6,528.64	10,947.01	349.85	367.50	7,847.55
13. LEVIED FOR BUT UNPAID JUDGMENTS OUTSTANDING									
A. PRINCIPAL									
B. INTEREST									
TOTAL									
14. JUDGMENT SINCE LEVIED									
A. PRINCIPAL									
B. INTEREST									
TOTAL									
15. JUDGMENT SINCE PAID									
A. PRINCIPAL									
B. INTEREST									
TOTAL									
16. LEVIED FOR BUT UNPAID									
A. PRINCIPAL									
B. INTEREST									
TOTAL									

CITY OF LAWTON  
 JUDGMENT INDEBTEDNESS AFFECTING HOMESTEAD  
 FISCAL YEAR 2019-2020

1. IN FAVOR OF	L COCHRAN	B DEAN	C COLE	T SULLIVAN	B MILAM	TOTAL
2. BY WHOM OWNED	C.E.R.S.	C.E.R.S.	C.E.R.S.	C.E.R.S.	C.E.R.S.	
3. PURPOSE OF JUDGMENT	WORK COMP	TORT CLAIM	TORT CLAIM	WORK COMP	WORK COMP	
4. CASE NUMBER	CV2019-65	CS2019-220	CS2019-225	CV2019-76	CV2019-80	
5. NAME OF COURT	DISTRICT	DISTRICT	DISTRICT	DISTRICT	DISTRICT	
6. DATE OF JUDGMENT	3-18-19	3-19-19	3-21-19	3-25-19	3-28-19	
7. PRINCIPAL AMOUNT	9,044.00	2,061.80	1,804.80	7,913.50	19,218.50	2,317,677.82
8. TAX LEVIES MADE	0	0	0	0	0	
9. PRINCIPAL AMOUNT PROVIDED FOR TO 6-30-18	-	-	-	-	-	762,041.12
10. PRINCIPAL AMOUNT PROVIDED FOR IN FY 19	-	-	-	-	-	592,495.03
11. PRINCIPAL AMOUNT NOT PROVIDED FOR	9,044.00	2,061.80	1,804.80	7,913.50	19,218.50	963,141.47
12. AMOUNT TO PROVIDE BY TAX LEVY FY 2020						
A. 1/3 PRINCIPAL	3,014.87	687.27	601.60	2,637.83	6,406.17	493,196.69
B. INTEREST	678.30	154.64	135.36	593.51	1,441.39	63,494.61
TOTAL	3,692.97	841.90	736.96	3,231.35	7,847.55	556,691.20
13. LEVIED FOR BUT UNPAID JUDGMENTS OUTSTANDING						
A. PRINCIPAL						
B. INTEREST						
TOTAL						
14. JUDGMENT SINCE LEVIED						
A. PRINCIPAL						
B. INTEREST						
TOTAL						
15. JUDGMENT SINCE PAID						
A. PRINCIPAL						
B. INTEREST						
TOTAL						
16. LEVIED FOR BUT UNPAID						
A. PRINCIPAL						
B. INTEREST						
TOTAL						

EXHIBIT SF-7

CITY OF LAWTON, OKLAHOMA

SINKING FUND  
COUNTY EXCISE BOARDS' APPROPRIATION OF INCOME AND REVENUES  
2019-2020 ESTIMATE OF NEEDS

	<u>SINKING FUND</u>
TO FINANCE APPROVED BUDGET IN SUM OF (FROM FORMS SF-1 - LINE 25)	<u>\$ 4,199,846.71</u>
EXCESS OF ASSETS OVER LIABILITIES (FROM FORM SF-1 - LINE 17)	<u>2,909,058.54</u>
OTHER DEDUCTIONS - ATTACH EXPLANATION	<u>\$</u>
BALANCE REQUIRED TO RAISE (LINE 1 LESS 2 & 3)	<u>\$ 1,290,788.18</u>
ADD 5% FOR DELINQUENT TAX	<u>64,539.41</u>
GROSS BALANCE OF REQUIREMENTS APPROPRIATED FROM 2020 AD VALOREM TAX	<u><u>\$ 1,355,327.58</u></u>

CITY OF LAWTON  
 COUNTY OF COMANCHE

We certify that the total assessed valuation of the property, subject to Ad Valorem Taxes, excluding homestead exemptions approved, in the municipality as finally equalized and certified by the state Board of Equalization for the current year 2019-2020 is as follows:

Real Property	-
Personal Property	-
Public Service Property	-
Total	-

and that the assessed valuations herein certified have been used in computing the rate of mill levies and the proceeds thereof as aforesaid; and that having ascertained as aforesaid, the aggregate amount to be raised by Ad Valorem Taxation, we thereupon have made the levies therefor, as provided by law as follows:

General Fund _____	mills	Building Fund _____	mills
Sinking Fund <u>#DIV/0!</u>	mills	Total _____	mills

We do hereby order the above levies to be certified forthwith by the Secretary of this Board to the county Assessor of said county, in order that the County Assessor may immediately extend said levies upon the tax rolls for the year 2019, without regard to any protest that may be filed against any levies, as required by 68 O. S., 1991, Section 2481.4. We further certify that the said appropriation and the mill-rate levies, as aforesaid, are within the limitation provided by law.

Date at \_\_\_\_\_ Day of \_\_\_\_\_ Oklahoma this \_\_\_\_\_ 2019

\_\_\_\_\_  
 Member

\_\_\_\_\_  
 Chairman of the Board

\_\_\_\_\_  
 Member

\_\_\_\_\_  
 Attest:  
 Secretary of the County Excise Board

CITY OF LAWTON  
DEBT SERVICE  
SCHEDULE OF REQUIREMENTS FOR LAWTON UTILITY SYSTEM REVENUE NOTE  
\$5,270,000

<u>Fiscal Period</u>	<u>Principal Requirements</u>	<u>Interest &amp; Admin Fees</u>	<u>Total Requirements</u>
2019-2020	345,000	85,025	430,025
2020-2021	355,000	75,643	430,643
2021-2022	370,000	65,923	435,923
2022-2023	375,000	55,933	430,933
2023-2024	390,000	45,673	435,673
2024-2025	400,000	35,075	435,075
2025-2026	415,000	24,208	439,208
2026-2027	425,000	12,935	437,935
2027-2028	85,000	3,148	88,148
	3,160,000	403,560	3,563,560

The promissory note dated December 21, 2011 to JP Morgan Chase Bank, is to refund the outstanding portion of the Lawton Water Authority's Series 2003B Promissory Note to OWRB, series 2003D Promissory note to OWRB, and Series 2004F Promissory note to OWRB. Principal payments will begin on October 1, 2012 and continue on a semi-annual basis. Payments are processed through the trustee bank, JP Morgan Chase Bank.

CITY OF LAWTON  
DEBT SERVICE  
SCHEDULE OF REQUIREMENTS FOR WATER RESOURCES BOARD PROMISSORY NOTE  
\$2,008,570

<u>Fiscal Period</u>	<u>Principal Requirements</u>	<u>Admin Fees</u>	<u>Total Requirements</u>
2019-2020	100,429	890	101,318
2020-2021	100,429	382	100,811
	\$ 200,857	\$ 1,272	\$ 202,129

The requirements listed above are for a promissory note, dated Apr 6, 2001, to the Water Resources Board, providing funding for the Sewer System Rehabilitation project. Financing is through a \$2.35 charge on the monthly utility bills. Payments are made through the Bank of Oklahoma. Principal and admin fees are made every six months beginning Aug 15th, 2001.

CITY OF LAWTON  
DEBT SERVICE  
SCHEDULE OF REQUIREMENTS FOR UTILITY SYSTEM REVENUE NOTE S2013  
\$10,920,000

<u>Fiscal Period</u>	<u>Principal Requirements</u>	<u>Interest &amp; Admin Fees</u>	<u>Total Requirements</u>
2019-2020	1,005,000	159,384	1,164,384
2020-2021	1,030,000	130,122	1,160,122
2021-2022	1,060,000	100,139	1,160,139
2022-2023	1,090,000	69,288	1,159,288
2023-2024	1,120,000	37,570	1,157,570
2024-2025	460,000	6,647	466,647
	<u>\$ 5,765,000</u>	<u>\$ 503,149</u>	<u>\$ 6,268,149</u>

The requirements listed above are for a utility revenue note, dated July 24, 2013, to the Oklahoma Water Resources Board, providing funding for the refinancing of the Chevron Water Meter Replacement Project note and the Chevron Energy Project note payable. Financing is through revenue collection by the Lawton Water Authority. Monthly payments will be made to the trustee bank Bank Of Oklahoma for principal and interest each month beginning September 1st, 2013.

CITY OF LAWTON  
DEBT SERVICE  
SCHEDULE OF REQUIREMENTS FOR LAWTON WATER AUTHORITY SALES TAX REVENUE NOTE  
\$20,000,000

<u>Fiscal Period</u>	<u>Principal Requirements</u>	<u>Interest &amp; Admin Fees</u>	<u>Total Requirements</u>
2019-2020	2,315,000	254,925	2,569,925
2020-2021	2,375,000	208,841	2,583,841
2021-2022	2,405,000	161,568	2,566,568
2022-2023	2,510,000	113,454	2,623,454
2023-2024	2,545,000	63,657	2,608,657
2024-2025	<u>1,300,000</u>	<u>12,870</u>	<u>1,312,870</u>
	<u>13,450,000</u>	<u>815,315</u>	<u>14,265,315</u>

The promissory note dated December 17, 2015, to Bank of America, is to provide funding for financing the construction, reconstruction and/or acquisition of a portion of the 2016 CIP Projects of the City of Lawton. Principal financing is through the 2016 Sales Tax Revenue. Principal payments will begin on July 1, 2016 and continue on a semi-annual basis. Payments are processed through the trustee bank, Bank of Oklahoma (BOKF).

These loan proceeds financed \$8,785,000 water resources improvements, \$3,500,000 Lawton Area Transit System Improvements, \$4,800,000 street improvements (SE 45th, Lee to Bell), and \$2,500,000 street improvements (Columbia to Ferris) and closing costs of \$415,000.



CITY OF LAWTON  
DEBT SERVICE  
SCHEDULE OF REQUIREMENTS FOR LAWTON WATER AUTHORITY SALES TAX REVENUE NOTE  
\$2,900,000

Fiscal Period	Principal Requirements	Interest Requirements	Total Requirements
2019-2020	320,000	45,200	365,200
2020-2021	320,000	38,800	358,800
2021-2022	320,000	32,400	352,400
2022-2023	320,000	26,000	346,000
2023-2024	320,000	19,600	339,600
2024-2025	320,000	13,200	333,200
2025-2026	340,000	6,800	346,800
	2,260,000	182,000	2,442,000
	2,260,000	182,000	2,442,000

The promissory note dated June 1, 2016, to Cede & Co., is to provide funds for the purpose of constructing fire department facilities. Principal financing is through the 2016 Sales Tax Revenue. Interest rate is 2% payments are due June 1st & December 1st each year. Principal payments are made annually beginning June 1, 2018

These bonds provided financing for fire station 8 improvements.

CITY OF LAWTON  
DEBT SERVICE  
SCHEDULE OF REQUIREMENTS FOR HUD SECTION 108 LOAN  
\$2,000,000

<u>Fiscal Period</u>	<u>Interest &amp; Admin Fees</u>	<u>Principal Requirements</u>	<u>Total Requirements</u>
2019-2020	61,134	94,000	160,134
2020-2021	56,390	99,000	161,390
2021-2022	51,283	105,000	161,283
2021-2023	45,810	110,000	162,810
2023-2024	39,953	117,000	163,953
2024-2025	33,662	124,000	163,662
2025-2026	26,962	130,000	164,962
2026-2027	19,832	138,000	165,832
2027-2028	12,220	146,000	165,220
2028-2029	4,146	153,000	157,146
	\$ 351,391	\$ 1,216,000	\$ 1,626,391

The requirements listed above are for a promissory note, dated June 12, 2008, to the U.S. Department of Housing and Urban Development for NW 2nd Street Project. Financing is through Housing and Urban Development Grant. Payments are made to the Bank of New York Mellon. Principal and interest payments are made every six months beginning February 01, 2009.

The loan proceeds financed improvements to the 2nd Street Project.

CITY OF LAWTON  
DEBT SERVICE  
SCHEDULE OF REQUIREMENTS FOR LIDA SALES TAX NOTE S2017  
\$31,000,000

<u>Fiscal Period</u>	<u>Principal Requirements</u>	<u>Interest &amp; Admin Fees</u>	<u>Total Requirements</u>
2019-2020	3,465,000	553,770	4,018,770
2020-2021	3,540,000	476,807	4,016,807
2021-2022	3,620,000	398,131	4,018,131
2022-2023	3,700,000	317,687	4,017,687
2023-2024	3,785,000	235,420	4,020,420
2024-2025	3,865,000	151,384	4,016,384
2025-2026	<u>3,950,000</u>	<u>65,470</u>	<u>4,015,470</u>
	<u>25,925,000</u>	<u>2,198,669</u>	<u>28,123,669</u>

The promissory note dated June 29, 2017, to Bank of America, is to provide funding for financing the construction of a new public safety facility as well as the required repairs and improvements to streets and roadways adjacent to and/or necessary for access to the public safety facility and related costs as part of the 2015 capital improvement projects.

Principal payments will begin on January 1, 2018 and continue on a semi-annual basis.

Payments are processed through the trustee bank, Bank of Oklahoma (BOKF).

Repayment is from the 2015 capital improvement funds

CITY OF LAWTON  
DEBT SERVICE  
SCHEDULE OF REQUIREMENTS FOR WAURIKA LAKE MCD SERIES 2015A PROMISSORY NOTE  
\$12,356,290

<u>Fiscal Period</u>	<u>Principal Requirements</u>	<u>Interest &amp; Admin Fees</u>	<u>Total Requirements</u>
2019-2020	682,673	285,729	968,402
2020-2021	702,557	265,106	967,663
2021-2022	723,387	243,873	967,261
2022-2023	746,112	222,001	968,113
2023-2024	768,836	199,448	968,283
2024-2025	791,560	176,212	967,772
2025-2026	815,231	152,295	967,526
2026-2027	839,849	127,653	967,502
2027-2028	866,361	102,259	968,620
2028-2029	890,978	76,084	967,062
2029-2030	919,384	49,141	968,525
2030-2031	946,842	21,361	968,203
	<u>\$ 9,693,770</u>	<u>\$ 1,921,162</u>	<u>\$ 11,614,932</u>

Water Revenue Refunding Note, S2015A, dated July 8, 2015 for the purpose of providing funds for repayment of the original 1978 project that was designed to provide water supply to the cities of Lawton, Duncan, Waurika, Comanche, Temple and Walters.

CITY OF LAWTON  
DEBT SERVICE  
SCHEDULE OF REQUIREMENTS FOR WAURIKA LAKE MCD SERIES 2015B PROMISSORY NOTE  
\$5,170,708

<u>Fiscal Period</u>	<u>Principal Requirements</u>	<u>Interest &amp; Admin Fees</u>	<u>Total Requirements</u>
2019-2020	220,114	163,588	383,702
2020-2021	229,481	157,542	387,023
2021-2022	234,164	152,149	386,313
2022-2023	238,847	145,459	384,306
2023-2024	248,214	137,666	385,880
2024-2025	257,581	129,573	387,154
2025-2026	262,264	121,256	383,519
2026-2027	271,630	113,223	384,853
2027-2028	280,997	105,066	386,063
2028-2029	285,680	95,996	381,676
2029-2030	295,047	86,157	381,204
2030-2031	309,097	75,542	384,639
2031-2032	263,463	63,577	327,040
2032-2033	277,513	50,428	327,941
2033-2034	286,563	36,717	323,280
2034-2035	300,613	22,421	323,034
2035-2036	314,663	7,564	322,226
	<u>4,575,931</u>	<u>1,663,922</u>	<u>6,239,853</u>

This loan provides repayment for the silt removal project by the Corp of Engineers beginning 2016.

CITY OF LAWTON  
DEBT SERVICE  
SCHEDULE OF REQUIREMENTS FOR WAURIKA LAKE MCD SERIES 2017 PROMISSORY NOTE TO OWRB  
\$13,541,304

<u>Fiscal Period</u>	<u>Principal Requirements</u>	<u>Interest &amp; Admin Fees</u>	<u>Total Requirements</u>
2019-2020	550,218	486,556	1,036,774
2020-2021	1,130,177	457,321	1,587,498
2021-2022	585,908	424,595	1,010,503
2022-2023	609,701	405,913	1,015,614
2023-2024	621,597	390,538	1,012,136
2024-2025	639,442	374,844	1,014,287
2025-2026	654,313	354,426	1,008,739
2026-2027	681,080	326,750	1,007,830
2027-2028	707,848	297,964	1,005,812
2028-2029	737,589	268,008	1,005,597
2029-2030	767,331	236,818	1,004,149
2030-2031	800,046	204,334	1,004,381
2031-2032	832,762	170,494	1,003,256
2032-2033	868,452	135,237	1,003,688
2033-2034	904,142	98,500	1,002,641
2034-2035	942,806	60,222	1,003,027
2035-2036	981,470	20,341	1,001,810
	<u>13,014,880</u>	<u>4,712,861</u>	<u>17,727,741</u>

The S2017 is the refinance of S2010 a New Project that will enable the Additional Storage Capacity to be provided to the Participating Municipalities, each of which has entered into an Addendum to Contract with the Waurika District. Each of the Participating Municipalities has agreed to pay a percentage share of the capital and other costs of the New Project and is entitled to receive such percentage share of the Additional Storage Capacity. The percentage share of the water capacity of the New Project specified in the Addendum to Contract to which the Authority and the City are entitled to 59.483%.

CITY OF LAWTON  
DEBT SERVICE  
SCHEDULE OF REQUIREMENTS FOR WATER RESOURCES BOARD PROMISSORY NOTE  
\$1,310,000

<u>Fiscal Period</u>	<u>Principal Requirements</u>	<u>Admin Fee</u>	<u>Total Requirements</u>
2019-2020	67,179	1,447	68,626
2020-2021	67,179	1,109	68,289
2021-2022	67,179	766	67,945
2022-2023	67,179	425	67,604
2023-2024	<u>33,590</u>	<u>84</u>	<u>33,674</u>
	\$ 302,308	\$ 3,831	\$ 306,139

The requirements listed above are for a promissory note, dated February 25, 2004, to the Water Resources Board, providing funding for the Sewer System Rehabilitation project. Financing is through a \$2.35 charge on the monthly utility bills. Payments are made to the Oklahoma Water Resources Board beginning August 15, 2004. Admin fee is .5% of outstanding balance.

CITY OF LAWTON  
DEBT SERVICE  
SCHEDULE OF REQUIREMENTS FOR WATER RESOURCES BOARD PROMISSORY NOTE  
\$1,819,430

<u>Fiscal Period</u>	<u>Principal Requirements</u>	<u>Admin Fees</u>	<u>Total Requirements</u>
2019-2020	93,304	1,536	94,840
2020-2021	93,304	1,067	94,371
2021-2022	93,304	590	93,894
	<u>46,652</u>	<u>117</u>	<u>46,769</u>
	\$ 326,564	\$ 3,310	\$ 329,875

The requirements listed above are for a promissory note, dated January 24, 2003, to the Water Resources Board, providing funding for the Sewer System Rehabilitation project. Financing is through a \$2.35 charge on the monthly utility bills. Payments are made through the Bank of Oklahoma. Principal and admin fees are made every six months with Admin fees beginning February 15, 2003 and principal payments beginning August 15, 2003.



CITY OF LAWTON  
DEBT SERVICE  
SCHEDULE OF REQUIREMENTS FOR WATER RESOURCES BOARD PROMISSORY NOTE  
\$1,020,000

<u>Fiscal Period</u>	<u>Principal Requirements</u>	<u>Admin Fee</u>	<u>Total Requirements</u>
2019-2020	52,308	861	53,169
2020-2021	52,308	598	52,906
2021-2022	52,308	331	52,639
	<u>26,154</u>	<u>66</u>	<u>26,219</u>
	\$ 183,077	\$ 1,856	\$ 184,933

The requirements listed above are for a promissory note, dated January 1, 2003, to the Water Resources Board, providing funding for the Sewer System Rehabilitation project. Financing is through a \$2.35 charge on the monthly utility bills. Payments are made to the Water Resources Board. Admin fees began February 15, 2003 and principal payments begin August 15, 2003.

CITY OF LAWTON  
DEBT SERVICE  
SCHEDULE OF REQUIREMENTS FOR GENERAL OBLIGATION BONDS  
\$1,500,000

<u>Fiscal Period</u>	<u>Principal Requirements</u>	<u>Interest Requirements</u>	<u>Total Requirements</u>
2019-2020	115,000	8,875	123,875
2020-2021	<u>120,000</u>	<u>3,000</u>	<u>123,000</u>
	235,000	11,875	246,875

The bonds listed above are "General Obligation Bonds, Series 2005", dated Oct 1, 2005. Financing is through ad valorem rates.

Interest payments are made semi annually beginning July 1, 2007.  
Principal payments are made annually beginning July 1, 2008.

Interest rate is 5 %

These bonds helped finance the Cameron Emerging Technology and Entrepreneurial Studies Center (CETES) at Cameron University.

CITY OF LAWTON  
DEBT SERVICE  
SCHEDULE OF REQUIREMENTS FOR GENERAL OBLIGATION BONDS  
\$2,500,000

<u>Fiscal Period</u>	<u>Principal Requirements</u>	<u>Interest Requirements</u>	<u>Total Requirements</u>
2019-2020	190,000	11,655	201,655
2020-2021	<u>220,000</u>	<u>4,070</u>	<u>224,070</u>
	410,000	15,725	425,725

The bonds listed above are "General Obligation Bonds, Series 2005", dated Oct 1, 2005. Financing is through ad valorem rates.

Interest payments are made semi annually beginning July 1, 2007.  
Principal payments are made annually beginning July 1, 2008.

Interest rate is variable and average interest rate is 3.67

These bonds financed sanitary system improvements.

CITY OF LAWTON  
DEBT SERVICE  
SCHEDULE OF REQUIREMENTS FOR GENERAL OBLIGATION BONDS  
\$8,000,000

<u>Fiscal Period</u>	<u>Principal Requirements</u>	<u>Interest Requirements</u>	<u>Total Requirements</u>
2019-2020	420,000	133,269	553,269
2020-2021	420,000	120,186	540,186
2021-2022	420,000	106,788	526,788
2022-2023	420,000	93,159	513,159
2023-2024	420,000	79,341	499,341
2024-2025	420,000	65,376	485,376
2025-2026	420,000	51,264	471,264
2026-2027	420,000	36,984	456,984
2027-2028	420,000	22,557	442,557
2028-2029	<u>440,000</u>	<u>7,656</u>	<u>447,656</u>
	4,220,000	716,580	4,936,580

The bonds listed above are "General Obligation Bonds, Series 2008", dated Oct 1, 2008. Financing is through ad valorem rates.

Interest payments are made semi annually beginning April 1, 2010.  
Principal payments are made annually beginning October 1, 2010.

Interest rate is variable and average interest rate is 2.96%.

These bonds provided financing for sanitary sewer system phase IIA improvements

CITY OF LAWTON  
DEBT SERVICE  
SCHEDULE OF REQUIREMENTS FOR GENERAL OBLIGATION LIMITED BONDS  
\$3,000,000

<u>Fiscal Period</u>	<u>Principal Requirements</u>	<u>Interest Requirements</u>	<u>Total Requirements</u>
2019-2020	230,000	44,725	274,725
2020-2021	230,000	35,381	265,381
2021-2022	230,000	25,750	255,750
2022-2023	230,000	15,831	245,831
2023-2024	<u>240,000</u>	<u>5,400</u>	<u>245,400</u>
	1,160,000	127,088	1,287,088

The bonds listed above are "General Obligation Limited Tax Bonds, Series 2008", dated Oct 1, 2008. Financing is through ad valorem rates.

Interest payments are made semi annually beginning January 1, 2010.  
Principal payments are made annually beginning July 1, 2011.

Interest rate is variable and average interest rate is 4.221%.

These bonds provided financing for the Downtown Preservation Project ( new city hall).

CITY OF LAWTON  
DEBT SERVICE  
SCHEDULE OF REQUIREMENTS FOR GENERAL OBLIGATION BONDS  
\$3,300,000

<u>Fiscal Period</u>	<u>Principal Requirements</u>	<u>Interest Requirements</u>	<u>Agent Fees</u>	<u>Total Requirements</u>
2019-2020	365,000	30,906	200	396,106
2020-2021	365,000	23,606	200	388,806
2021-2022	365,000	16,306	200	381,506
2022-2023	<u>380,000</u>	<u>8,550</u>	<u>200</u>	<u>388,750</u>
	1,475,000	79,369	800	1,555,169

The bonds listed above are "General Obligation Bonds, Series 2013", dated May 1, 2013. Financing is through ad valorem rates.

Interest payments are made semi annually beginning May 1, 2014.  
Principal payments are made annually beginning May 1, 2015.

Average interest rate is 2.04

These bonds provided \$1,900,000 for Solid Waste Disposal management facilities, \$400,000 for Animal Welfare facility, and \$1,000,000 for fire station improvements.

CITY OF LAWTON  
DEBT SERVICE  
SCHEDULE OF REQUIREMENTS FOR GENERAL OBLIGATION BONDS  
\$3,000,000

<u>Fiscal Period</u>	<u>Principal Requirements</u>	<u>Interest Requirements</u>	<u>Total Requirements</u>
2019-2020	<u>3,000,000</u>	<u>60,000</u>	<u>3,060,000</u>
	3,000,000	60,000	3,060,000

The bonds listed above are "General Obligation Bonds, Series 2017", dated June 16, 2017. Financing is through ad valorem rates.

Interest payments are made semi annually beginning June 1, 2018.  
Principal payments are made annually beginning June 1, 2019.

Interest rate is 2 %

These bonds helped finance Street and Road Improvements around Lawton.

CITY OF LAWTON  
DEBT SERVICE  
SCHEDULE OF REQUIREMENTS FOR GENERAL OBLIGATION BONDS  
\$11,000,000

<u>Fiscal Period</u>	<u>Principal Requirements</u>	<u>Interest Requirements</u>	<u>Total Requirements</u>
2019-2020		514,750	514,750
2020-2021	1,220,000	296,650	1,516,650
2021-2022	1,220,000	270,725	1,490,725
2022-2023	1,220,000	241,750	1,461,750
2023-2024	1,220,000	211,250	1,431,250
2024-2025	1,220,000	177,700	1,397,700
2025-2026	1,220,000	141,100	1,361,100
2026-2027	1,220,000	104,500	1,324,500
2027-2028	1,220,000	67,900	1,287,900
2028-2029	<u>1,240,000</u>	<u>24,800</u>	<u>1,264,800</u>
	11,000,000	2,051,125	13,051,125

The bonds listed above are "General Obligation Bonds, Series 2018", dated August 30, 2018. Financing is through ad valorem rates.

Interest payments are made semi annually beginning April 1, 2020.  
Principal payments are made annually beginning October 1, 2020.

Interest rate is 2 %

These bonds helped finance Street and Road Improvements around Lawton.



**ACTUAL AND ANTICIPATED PURCHASES  
SCHEDULE OF FUTURE COMMITMENTS**

	<u>2020</u>	<u>2021</u>	<u>2022</u>	<u>2023</u>
Emergency Communications Motorola lease purchase agreement Acquire by 2018 Term 5 year Lease agreement	74,430	74,430	74,430	74,430
Police Uniform & CID Vehicle lease purchase agreement Acquire by 2019	335,606	335,606	335,606	
	<u>410,036</u>	<u>410,036</u>	<u>410,036</u>	<u>74,430</u>

# *APPENDIX*

## GLOSSARY OF GENERAL AND ENTERPRISE FUNDS REVENUE ACCOUNTS

**CITY SALES TAX:** The City of Lawton Sales Tax levy is .04125 percent of the gross receipts from the sales or rental of tangible personal property and from the furnishings of services of this amount, one and one-quarter is set aside to fund the 2016 sales tax capital improvement fund, the 2015 sales tax.

**CITY USE TAX:** The City of Lawton Use Tax is three and one-quarter percent of the gross receipts from the storage use or consumption of all property purchased or brought into the city from outside the state. The tax is a form of excise tax which compensates for the fact that the city would not receive Sales Tax from personal property purchased out-of-state and brought into Oklahoma for use. If city sales tax is reduced or increased, its Use Tax will change in the same amount.

**FRANCHISE AND ORDINANCE TAX:** AEP-Public Service, Arkla Gas and Southwestern Bell Telephone remit two percent of gross cash receipts and Lawton Cablevision remits five percent of gross service charges after deducting taxes. Southwestern Bell pays on an annual basis (April 30); the other companies pay monthly.

**ALCOHOLIC BEVERAGE TAX:** Excise taxes are levied at the wholesale level and are collected by the Oklahoma Tax Commission. The OTC retains three percent for operation. One-third of the remaining 97 percent is distributed to the counties on the basis of area population. Counties in turn redistribute to cities on the basis of population.

**WATER (TRANSFER FROM TRUST) – AN ENTERPRISE FUND:** Current water rates are established in the Appendix to the City Code.

**OTHER WATER REVENUE – AN ENTERPRISE FUND:** Includes penalty for late payment (10 percent of current utility bill); service restoration charge after payment of delinquent bill – (\$25.00); administrative charge for insufficient check – (\$25.00).

**WASTEWATER EFFLUENT – AN ENTERPRISE FUND:** AEP-Public Service Company of Oklahoma has contracted to purchase an average of 3,500,000 gallons per day of sewage treatment plant effluent at \$.075 per 1,000 gallons.

**SEWER SERVICE CHARGE – AN ENTERPRISE FUND:** Current sewer service charges are established in the Appendix to the City Code.

**REFUSE DISPOSAL FEES – AN ENTERPRISE FUND:** Current refuse collection charges are established in the Appendix to the City Code.

**LANDFILL FEES – AN ENTERPRISE FUND:** Fees are collected at the Landfill gate on a per load basis at the rate established in the Appendix to the City Code.

**ANIMAL SHELTER REVENUE:** Revenue derived from impoundment fee, boarding fee, adoption fee and owner pick-up fee.

**CEMETERY REVENUE:** Sales of burial spaces, opening and closing graves and special lot care.

**LIBRARY REVENUE:** Penalties assessed from over-due books and lost books.

**SWIMMING:** City operates one swimming pool located at 920 S 11<sup>th</sup>. Charges are \$3.00 per person.

**MISCELLANEOUS REVENUE:** Revenue from various sources not included in standard classifications. Some typical examples are as follows: fire runs outside the city limits; Southwestern Bell pay telephone; fees for closing public way; vending machines; closing of easements; mowing; collection from damage claims.

## GLOSSARY OF EXPENDITURE ACCOUNTS

**101 SALARIES AND WAGES:** All base wages paid to full time permanent employees. In the Fire Department, the salaries and wages account includes Premium Pay for scheduled overtime in addition to base wages. In the Police Department, the salaries and wages account includes Master Officer Incentive and Detective pay in addition to base wages.

**102 DIFFERENTIAL-OUT OF CLASSIFICATION PAY:** Payment of wages to employees in excess of normal pay for temporarily working in a higher classification. Includes pay for split and/or night shifts, standby, etc.

The Fire Marshals are paid standby when required to be available during off duty hours. The rate is \$500.00 bi-weekly.

The Chief of Police or his/her designee determines the need for working out of class. A Police Officer who performs the duties of a position one level above his position for an entire shift is paid at a rate 10% over the normal salary.

Night work pay differential for General Employees and Police Officers is paid for work shifts occurring 50% or more after 5:00 P.M. and before 5:00 A.M. The premium rate is 5% over the normal salary.

Standby pay differential of 10% over an employee's regular salary is paid to General Employees who are on call during non-duty time around-the-clock, including weekends and holidays.

**103 SICK LEAVE-PAY IN LIEU:** Compensation to cover unused sick leave for Fire and Police employees. Sick leave for Fire Fighters accrues at the rate of 96 hours per year for staff employees and 144 hours per year for shift employees. Payment is made annually for all hours accumulated over 576 hours for staff employees and 864 hours for shift employees. Excess sick leave is paid at the employee's hourly rate of pay. Upon voluntary resignation, unused sick leave is redeemed by the City at the following rates; Accumulated hours between 0-192 for staff employees and 0-288 for shift employees are redeemed at 25%, accumulated hours between 193 -384 for the staff employees and 289-576 for shift employees are redeemed at 50% of the employees current hourly rate, accumulated hours between 385-576 for staff employees and 577-864 for shift employees are redeemed at 75% of the employee's current hourly rate, and all accumulated hours in excess of 576 hours for staff and 864 hours for shift employees are redeemed at 100% of the employees current hourly rate. Upon retirement of a firefighter, all unused sick leave accumulated from 0-576 hours for staff and 0-864 hours for shift employees is redeemed at 75% of the employee's current hourly rate. All hours in excess of those amounts are redeemed at 100% of the employee's current hourly rate of pay.

Sick Leave for Police Officers accrues at the rate of 96 hours per year. An officer is paid annually for all unused sick leave accumulated in excess of 576 hours. Upon resignation, an officer's sick pay hours are redeemed at the rate of 2 ½% of his hourly rate of pay for each full year of service. Upon retirement, all sick hours are redeemed at 75% of the current hourly rate of pay.

General employees accrue sick leave at the rate of 96 hours per year. Employees who resign will be compensated for all accrued sick leave as follows: The number of sick leave hours will be multiplied 2 ½% times the total number of full years of service for the employee times the current hourly rate of pay. Employees who are terminated shall receive no compensation for accrued sick leave benefits. General employees who are eligible for retirement may choose to use their accrued vacation, flexible and historical sick leave hours as terminal leave. The employee must provide a request for terminal leave not less than 30 days from the date the terminal leave is to begin. All vacation and flexible leave hours must be used before historical sick leave hours can be taken. Employees in terminal leave status will continue to be paid through the payroll system for a maximum of 80 hours per pay period with no additional accruals. Benefits will be continued until the established retirement date.

**104 CONTRACT LABOR:** Contract employees who are directly employed by the City. This includes: 1. Contract employees who are provided by an outside firm and are directly supervised by the City through a temporary service agency; and 2. Contract employees who provide services to the City on a job basis - e.g. gymnasium custodians and sports officials.

**105 MAYOR & COUNCIL SALARIES:** Compensation paid to City elected officials.

**106 PART-TIME:** Payment of wages to employees not permanent or full-time. This will include only those employees who are paid through the payroll system on a part-time basis - e.g. lifeguards.

**108 OVERTIME:** Compensation paid for hours worked in excess of 40 hours in one week or in accordance with contractual definitions contained in the bargaining agreements that meet FLSA regulations.

**110 UNEMPLOYMENT COMPENSATION:** City share of unemployment compensation. The City is self-insured for unemployment benefits. Actual charges are reimbursed to the State and the expenses allocated to each division based on total number of employees.

**111 F.I.C.A.:** The City's share of Federal Social Security on all General Employees and the Medicare portion of F.I.C.A. on Police and Fire hired after April 15, 1986. The current F.I.C.A. rate is 7.65% on the first \$132,900.00 in wages. The total 7.65% FICA rate is broken down into 6.20% for Social Security with a wage limit of \$132,900.00 and 1.45% for Medicare, with no wage limit.

**112 WORKER'S COMPENSATION:** Payment of Worker's Compensation cost of the City and associated administrative cost. The City is self-insured for Worker's Compensation claims. The administration of the City's program has been contracted to the United Safety Company. Worker's Compensation costs are distributed to the divisions where the employee receiving the award works.

**113 GROUP LIFE & HOSPITALIZATION:** City's payment of medical benefit policy for City employees. The City's employee medical insurance is a self-insured plan which is administered by Healthcare Highways Resources. The City annually estimates the medical claims for the following year to establish the biweekly premiums required.

**114 CITY RETIREMENT PLAN:** The City contributes 10% of General Employee's base pay to the City Employee's Retirement System for employees hired prior to July , 2016. The City contributes 3.5% of General Employee's base pay to a defined contribution plan for employees hired on or after July 1, 2017.

**116 POLICE PENSION PLAN:** The City contributes 13% of Police Pay to the Police Pension fund.

**117 FIREMEN'S PENSION PLAN:** The City contributes 14% of Firefighter's pay to the Firefighter's Pension fund.

**118 LONGEVITY:** Payments to employees based on years of service. The biweekly rate of longevity pay for a firefighter is calculated by multiplying \$5.90 times the times the member's annual length of service (not to exceed 21 years). Members are not eligible until completion of four years of service. A member hired on or after July 1, 2004 shall not be eligible for longevity pay.

Longevity Pay for police officers begins after completion of 48 months of continuous service, and is calculated by multiplying the officer's annual length of service by \$5.61, not to exceed 21 years. Officers hired after July 1, 2004 shall not be eligible for the longevity benefit regardless of continuous service.

Longevity pay for general non-union employees begins after completion of 48 months of continuous service, and is calculated by multiplying .0068091 times the bi-weekly base rate of a GE04G position, Step F, times the employee's total years of service, not to exceed 21 years. Employees hired after July 1, 2003, shall not be eligible for the longevity benefit regardless of continuous service.

**119 HOLIDAY PAY:** Payments to employees for working on holidays. The Fire Union elected to receive additional compensation in the form of base wages in lieu of holiday pay in 1989-90 agreement and subsequent agreements.

Shift employees receive four "floating" holidays, which if unused are compensated for annually.

Police officers accrue holiday leave for 11 specified holidays annually. All officers with accrued unused holiday leave are paid for that leave at the officer's hourly rate of pay annually.

General employees receive 13 holidays per year unless Christmas Eve falls on the weekend. The holidays consist of 8 "fixed" or mandatory holidays and 5 "flexible" holidays. Employees designated as shift employees and those employees who it is determined are unable to take their flexible holidays are paid for those holidays in the period in which it occurs.

**121 UNIFORM MAINTENANCE:** Compensation paid for the purpose of cleaning and maintaining uniforms. In the Fire Department the City pays \$23.50 bi-weekly to shift employees and \$30.90 bi-weekly to staff employees for the maintenance of uniforms.

The City does not pay uniform maintenance for general employees.

**201 SUPPLIES, SMALL TOOLS AND EQUIPMENT:** Supplies, tools and equipment used during normal operations and costing less than \$1,000 per item - e.g. heaters, telephones, hand tools, ladders, flashlights, radio chargers, ceiling fans, tables, chairs, calculators, tote barrels, baseballs and bases, light stands, pots, pans, dishes, silverware, glassware, garden hoses, gas cans, rolatapes, flashlights, jumper cables, computer software, computer supplies, Polk Directory, picture frames, photo page protectors, poster board, storage boxes, rubber boots, all gloves, first aid kits, medical supplies for animals at Shelter, traffic cones, fire extinguishers and related supplies, EMS supplies, hazcom materials and clothing not specifically issued to individuals in account 216, food for jail, jail supplies, ammunition, tarps, car wash and engine soaps, deodorants, disinfectants, janitorial supplies, library book cards, library book covers, library book binders and plastic bags.

**204 PETROLEUM PRODUCTS:** Fuel to include gasoline and diesel.

**205 CHEMICALS:** Swimming pool chemicals, water purification chemicals, lawn care chemicals, lab reagents.

**211 REPAIR AND MAINTENANCE:** Repairs and maintenance to City property, buildings and fixed equipment, excluding repair and maintenance contracts specifically covered under account 212 (Contractual Maintenance). Expenditures should include repair and maintenance costs for machinery and equipment attached to a building or part of a process - e.g. 100kW generator. Also included are computers, radios, furniture, food booth repairs, fire extinguisher repairs, breathing apparatus repairs, power tools (electric or compressed air), trees, plants and landscaping.

**212 CONTRACTUAL MAINTENANCE:** Annual contracts to repair and maintain equipment - e.g. heating and air conditioning maintenance, copier and dictaphone repair agreements, security system maintenance agreements, typewriter repair under maintenance agreement, computer hardware and software maintenance agreements.

**214 VEHICLES AND EQUIPMENT MAINTENANCE:** Parts or service required to maintain City vehicles and equipment. Also included are vehicle registrations, titles, inspections, tires, keys, air, oil and fuel filters, alignments and oil samples for Streets' vehicles - e.g. passenger cars, vans, pickup trucks, water trucks, flush trucks, packers, street sweepers, backhoes, bush-hogs, chainsaws, chalkers, dozers, lawnmowers, scrapers, tractors, trailers, trucksters, vibrators, weed eaters and fire vehicles.

**216 UNIFORMS AND CLOTHING:** Personal items issued to individual employees for conducting City business - e.g. work and tennis shoes, shirts, pants, raincoats, jackets, caps, steel toe footwear, waders, fire bunker clothing, police protective vests and reflective vests.

**221 RENTALS, PUBLICATIONS AND PRINTING:** Rentals or leases of property or equipment. Advertising and publication of official notices, ordinances, and legal bulletins, etc.; producing of printed reports, bulletins, forms, etc. Includes xeroxing, printed forms, stationary, microfilm, film, processing and lamination - e.g. rental of linen, towels, mats, fender covers from Flake; copier rental and excess copies under rental agreement; rental of pagers, time clocks, oxygen cylinders, small tools and ladders.

**231 PROFESSIONAL AND TECHNICAL SERVICES:** Charges for annual audit, architectural and engineering consultant fees, legal fees, medical fees, notary fees, jury duty, analytical costs for WTP and WWTP, stagehand services and other services requiring formal agreement - e.g. janitorial service, pest control service, contract for planting and sowing seed at Landfill, contract for Center for Creative Living services.

**241 TELEPHONE AND POSTAGE:** Telephone and telegraph costs including teletypewriter and cost of telephone installations and repairs. Postage services, stamps, metered postage, postal cards, stamped envelopes, registered mail, special delivery and parcel post.

**248 UTILITIES:** Charges for electricity and natural gas used on City property, ball parks, tennis courts, traffic lights, caution lights, school crossing signals and annual street lighting contract with Public Service Company.

**251 INSURANCE:** Premium payments for vehicle insurance, liability insurance and blanket position bond and broad form money and securities policy - e.g. notary insurance, sports team insurance, accidental death premiums for Police and Fire personnel.

**264 DUES AND MEMBERSHIPS:** Membership fees and dues for organizations, license certification fees, CDL testing/license/renewals and subscriptions to publications for office and operations use. Sanction Fees for special events for Parks & Rec.

**265 TRAVEL AND TRAINING:** Expense for attending authorized training/schools/ conferences and banquets to include travel, meals, lodging and registration. Also includes training costs for outside instructors, training tapes, EMS training materials, reimbursement of approved tuition and education expenditures for City employees, pike passes, moving expenses, in town travel, and car allowances.

**272 ELECTION EXPENSE:** Costs associated with administering annual and special elections.

**278 CDBG CONTINGENCY FUND:** (for CDBG use only).

**279 OTHER EXPENSE:** All expenditures not otherwise classified - e.g. reimbursements to banks for checks returned uncollected, reimbursement to customers for overpayment on account, funds appropriated for special projects to be designated by City Council, volunteer travel for R.S.V.P., taxes, water usage, sales tax wire.

**310 LEASE PURCHASE:** Annual cost of lease/purchase payments - e.g. vehicles, computer equipment, telephone systems.

**312 VEHICLES AND EQUIPMENT:** Expenditures for the acquisition of equipment and vehicles individually costing \$1,000 or more with a life of one year or more. Expenditures include the initial cost, transportation and installation charges, graphics, material and labor for constructed items. e.g. boats, passenger cars, vans, pickup trucks, water trucks, flush trucks, packers, street sweepers, fire vehicles, power tools, chain saws, weed eaters, lawn mowers, riding mowers, tractors, brush hogs, chalkers, vibrators, forklifts, trucksters, backhoes, scrapers, dozers, specialized equipment, construction of food booths to include labor, computers, software, printers, typewriters, calculators, dictating machines, cash registers, pagers, televisions, cellular phones, desks, chairs, file cabinets, SCBAs and spare bottles and flammable storage cabinets.

**314 LIBRARY BOOKS AND MATERIALS:** Expenditures for the acquisition of library books, tapes, records, VCR tapes, microfiche, and computer programs for patrons' use.

**321 CONSTRUCTION, IMPROVEMENTS AND ADDITIONS:** Improvements and additions to buildings, occupied structures and integral equipment. e.g. wall-to-wall carpet, ceiling tile and lights, street light installation.

**City of Lawton Funds**

#	Name	Restrictions	Amount	Source	Reference
1	General Fund	To finance the general operations and functions of the municipal government, including capital improvement programs of the City.	2%	Sales Tax	Res 80-106/ Ord 80-268/ 11§ 17-212
2	State Landfill Fund	Established to account and remit the state mandated \$1.25 fee for landfill use.	\$1.25	Landfill Payments	O.S. § 27A, 2-10-802 Res 99-62 HB 1905
3	Hunt and Fish Cash Fund (Lakes & Land)	To operate the lakes and account for revenues and personnel and protects in a separate fund.	Misc.	Fees and General Fund Support	Res 99-62
5	Debt Service	Monies are transferred to this fund to pay OWRB debt for sewer rehab.	Varies	Transfer in from Lawton Water Authority	11§ 17-212
6	CDBG	The purpose of receiving grant funds and dispersing them in accordance to the federal guidelines prescribed by HUD. Used for housing activities benefitting low-income persons and families.	Varies	HUD Grants	Res 75-43/ CC Policy 7-3
7	TIF	Tax increments collected here and used by LEDA for TIF district(s) projects.	Based off of formulas set in Code.	TIF District 1 Ad Valorem Taxes and District 2 Sales and Occupancy Taxes.	Res 06-190 Res 06-191 Ord 06-15
8	General Investment Fund	To maintain a record of City funds that are invested by overnight repurchase agreement with the Bank Interest is recorded monthly and assigned to the participating funds at year end. Gets spread to CIP and General Fund	Varies	Interest Earned	Res 99-62
9	Home Fund	For receiving and disbursing HOME Program funds as directed by HUD.	Varies	Grants	Res 92-55/ CC Policy 7-3
10	LUHA Fund	For the purpose of administering the HUD Section 312 Loans for rehabilitation of property.	Varies	HUD Grants	Res 86-130
14	Hotel/Motel Tax	Tax collected here and distributed according to formula: 70% LCCI, 11% ED, 14% Tourism, 5% LETA.	5.5%	Hotel/Motel Room Charges	Res 96-11/ Res 11-55



**City of Lawton Funds**

#	Name	Restrictions	Amount	Source	Reference
15	Emergency Reserve Fund	For the purpose of collecting and expending emergency funds. Council approval necessary to expend funds on the following criteria: A. Any federal, state, or locally declared emergency; B. Infrastructure repairs determined to be critical to protect the public health; and C. any legally mandated actions stemming from new federal and state regulations impacting municipal functions and any necessary expenditure associated therewith.	Miscellaneous	Remaining Lump Sum from \$.50 fee on Utility Bill plus Federal, State, Emergency Public Assistance Reimbursement.	Ord. 10-26
16	License and Permit Fund	For collecting applicable fees for licenses and permits and in some instances refunding/rebating said funds. End of FY up to 33% of funds transferred to General Fund.	Varies	License/Permits Fees Re-Established 8/12/14	Res 74-119 Res 14-100
17	Pumping Fee's Fund	The purpose of receiving payments placed on the utility bills for pumping fees. To pay the electricity bills that these fees were based upon.	Varies	Utility Payment	Res 03-96
18	Animal Welfare Neuter Fund	Provides ability to deposit and refund fees charged to neuter adopted pets. Funds roll over to new fiscal year and can be used for educational materials	\$35.00	Neuter Fees	Res 99-62
19	Narcotic Forfeitures Fund	To receive and expend property and cash forfeited by law for certain offenses. Usually spent on Capital items.	Varies	Forfeitures	Res 99-62
20	Insurance Proceeds Fund	For the purpose of receiving insurance proceeds resulting from damage or loss of City property and for the purpose of repairing damaged property from those funds received. Any excess funds which may accrue in this fund shall be transferred to the General fund and used for the general operations of the city.	Varies	Insurance	Res 82-73
22	Small Business Revolving Loan	To receive and disburse funds as approved by the City Council for the Small Business Revolving Fund. Upon discontinuance of the fund, monies shall be returned to the CDBG fund as program income.	Varies	Grant/Repayments	Res 89-88
23	Animal Welfare Fund	For receiving and disbursing contributions. For the support of the Animal Shelter.	Varies	Contributions	Res 98-206
24	Payroll Claims Fund	This fund is used to pay and clear all payroll warrants centrally. It is reimbursed by other funds. Closed at end of year.	Varies	Multiple Funds	Res 99-62

**City of Lawton Funds**

#	Name	Restrictions	Amount	Source	Reference
25	Adult softball Fund	To receive entry fees from adult teams and pay association fees, officials, some equipment and assist with tournaments.	Varies		Res 99-62
26	Fire Prevention, Education Fund	For the purpose of receiving and disbursing contributions made to the City in support of the program	Varies	Contributions	Res 97-126
27	Officer Training Fund (State Mandated)	For each fine of \$10.00 or more the court shall assess a state mandated fee of which \$2.00 is retained by the municipal court for law enforcement officers training and the remaining fee is forwarded to State Council for Training Law Enforcement Officers. This \$2.00 is for City use in implementing its law enforcement training functions of which not more than 7% may be used for court and prosecution training.	\$2.00	Fines/Bond Forfeiture	Ord 85-36/ \$20-1313.2
29	Credit Card Maintenance Fund	\$5.00 out of court costs goes into this account for maintenance of the court credit card system. These funds are to pay credit maintenance costs and any remaining are to be placed into the General Fund.	\$5.00	Court Costs	Res 97-90
30	Mass Transit Trust Fund	Pays bills and receives draw downs on Mass Transit projects	Varies	Miscellaneous	11\$ 17-212 Res 93-100 Res 96-64 Res 02-219 Res 06-95
31	Capital Outlay	To be used for additional revenues to support capital outlay (Rolling Stock) purchases.	\$6.50	Utility Payment	Res 78-82 /\$11-20.8
35	Capital Improvement Fund	For the purpose of receiving and disbursing Capital Improvement Funds	Varies		
39	2005 CIP (Ad Valorem)	For financing of capital improvement projects for the City. CIP Items are Sewer Rehab, CETES, New City Hall Ord. 04-25.	Varies	Ad Valorem Tax	Ord 04-25
40	Federal Grant Fund	Separate fund to receive and disburse Federal grant money.	Varies	Grants	Res 03-174
41	Meter Deposit Fund	For collecting proceeds from investments or other earnings considered profit derived from meter deposits. Used for operation and maintenance expenses of the utility.	Varies	Interest/Earnings from Meter Deposits	11 \$ 35-201
42	Animal License Fund	Receives funds paid to license pets. May be expended on capital outlay needed at the shelter.	Varies	Licensing Pets	Res 99-62

**City of Lawton Funds**

#	Name	Restrictions	Amount	Source	Reference
43	Elmer Thomas Park Rentals	For the specific purpose of receiving funds for the rental and leasing of the outdoor Amphitheatre and surrounding facilities thereof and disbursing funds in the form of a refund for cancellation of an event . After the event is over funds are transferred to the General Fund	Varies	Rental/Lease Payments	Res 07-44
44	LETA Beautification Fund	LETA receives 90% for beautification projects within the City of Lawton undertaken by LETA. Municipal Court department receives 10% for improvement projects in the Municipal Court Department.	\$5.00	Court Cost	Res 10-27
45	Project Impact Program	To operate the Project Impact Program. Purpose of recovering and disbursing funds in support of the Project Impact program.	Varies	Grant, Donation, Other	Res 01-136
46	Municipal Court Cash Fund	For the purpose of handling those funds contributed, appropriated, and otherwise received for the purpose of locating, prosecuting, and removing the drinking driver from the streets of Lawton by providing additional personnel and equipment to the Lawton Police department and Municipal Court towards that end.	Varies	Grant	Res 74-113 Res 06-33
47	Cemetery Care Fund	25% of cemetery sales for lots, internments, and other sources are deposited here. Funds can be used to purchase additional cemetery land, capital improvements in the cemetery, and to purchase cemetery equipment.	25% of Sales	Lots, Internments, Other	Res 99-62/ Ord 94-19 11 \$26-109
48	McMahon Grants Fund	To receive and expend McMahon Grants	Varies	McMahon Grants	Res 77-99
49	Information Technology Fund	City Wide technology services			
50	Enterprise Fund	Utility, Water, and Sewer revenue is collected here for expenditures on the utility, water, and sewer activities.	Miscellaneous	Utility Payment	11\$ 17-212 Res 05-109 11\$ 17-212 Res 05-193
51	Stormwater Management Fund	For the purpose of collecting and disbursing funds to carry out the EPA unfunded mandate for stormwater management. Federal Clean Water Act	\$0.75	Utility Bill	Ord 05-92

**City of Lawton Funds**

#	Name	Restrictions	Amount	Source	Reference
		Used solely for purchasing and improving land for public park and recreation uses in the general area in which the subdivision is located. Never to be used for maintaining or operating public park facilities or for any other purpose.			Res 99-62 Ord 84-21 Ord 11-16
52	Park Fee Fund		\$12,500 per acre	New Subdivision	Res 04-99 Res 77-119
54	Health Insurance Transfer Fund	For paying health claims. Necessary to transfer money to the fund as expenses are incurred and paid by the administrator.	Varies	Funds transferred upon receipt of proof of claims.	
55	Waurika Payments Fund				
57	RSVP Cash Fund	For the purpose of handling funds contributed, appropriated, and other wise received for the purpose of recruiting retired citizens to perform voluntary program.	Varies	Grant/General Fund Appropriations	Res 74-112
58	General Fixed Assets fund	A ledger or group of accounts in which to record the details relating to the general fixed assets of the City.	Varies	Fixed Assets Value	11\$ 17-212
		State and Federal grant funds are received and expended from this fund. The majority of the money is spent on books, but the specific amounts by item are established during the application process.			
59	Library Grants Fund		Varies	Grants/Donations	Res 99-62
60	Water Authority		Varies	Utility Payment	
	General Employee Retirement Fund	Purpose to collect all monies paid into the system for the purposes of the retirement system and shall be invested according to the terms of the trust agreement.	City 10% Employee 6.3%	General Employee Wages per pay period.	Res 99-62/ Ord 11-14
62		To be used for Driver Oriented Causes-Selective Enforcement Project which is 100% refunded with highway Safety Funds. Upon \$40,000 being refunded from the HS fund the 40 thousand should be transferred back into the General Revenue Sharing Fund.	UP to an annually designated amount	General Revenue Sharing Funds	Res 78-146
63	Police Department Grant Fund				
	Fringe Benefits Fund	For the purpose of collecting and distributing employee contributed flex benefit funds	Varies	Employee Flex Benefit Contributions	Res 92-129
		This account receives applications fees and is used to pay legal notice publication expenses that are required by law or ordinance. End of FY up to 33% transferred to General Fund	Varies	Applications Re-Established 9/23/14	Res 94-98 Res 14-119
68	Application Fee				

**City of Lawton Funds**

#	Name	Restrictions	Amount	Source	Reference
69	Lawton Parking Authority Workers Compensation Fund	Established to accept grant funds from HUD for aide in acquiring land for the Mall Parking Project. Annual parking fee of \$4,500 is deposited annually and transferred to CDBG	\$4,500	Annual Parking Fee/ Central Mall	Res 78-62
70	Water System Impact Fee Fund	Workers Compensation claims are paid out of this account	Varies	General Fund	Res 82-10
71	Water System Impact Fee Fund	For collection and disbursement of developer impact fees. Upon Council approval of improvements the impact fees may be recovered by the developer.	Varies	Building Development Developer Impact Fees	Ord 10-02
72	Lawton Park Fund	For the purpose of receiving and disbursing contributions made to the City in support of City Parks and Recreation areas.	Varies	Contributions	Res 97-140
74	Cemetery Reward Fund	Deposit donations made to pay for a reward for information on vandalism at the City cemetery.	Varies	Donations	Res 99-62
75	E911 Fund	Emergency telephone service fee is collected here. To be used for acquisition and installation of facilities, for equipment and supplies necessary for the emergency telephone service or any component or system associated therewith and for the operation of the service.	3% -5%	Landline usage	Res 09-44
76	Jail Fee Fund	Jail fee is received here and disbursed as necessary for jail maintenance.	\$35.00	Bail Bonds	Res 06-34
77	Sewer Rehabilitation Fund	Used for supporting the Sewer System rehabilitation Program	\$2.35	Utility Payment	Res 98-180
78	Real Property Proceeds Fund	For deposit and disbursement of funds from the sale of surplus City real property. Selling costs are retained in the fund and the balance is transferred to the General Fund.	Varies	Proceeds from sale of City real property	Res. 99-75
79	Training Fund/Fire & Police	\$5.00 to Police and \$5.00 to Fire for Training Requirements for Police/Fire.	\$5.00 each \$10.00/ fine	Municipal Court Fines	Res 06-189 HB 3056 Ord 12-34
80	Recycling Fund/PW	For the purpose of funding recycle equipment and recycle operations within the City.	Varies	Sale of Recycle Materials	Res 08-160

**City of Lawton Funds**

#	Name	Restrictions	Amount	Source	Reference
81	Rental Revenue Fund	For the purpose of receiving and dispersing rental revenue received from the lease and rental of the facilities at the New City Hall. Funds are to be used for refunding security deposits and for the maintenance of said facilities or other rental related expenditures.	Misc.	Rental Fees	Res 11-111
83	Landfill Financial Assurance Fund	To accumulate and disburse funds required to meet Federal and State Landfill financial assurance requirements.	Varies	General Fund	Res 95-74
88	Cellular Fee Fund	Used only for services related to nine-one-one emergency wireless telephone services, including automatic number identification & automatic location information services.	\$0.50	Wireless Phone Bills	Res 06-67
90	2012 Capital Improvement Fund	For landfill, water, sewer & drainage systems, street improvements, clearwell construction, car & truck wash facility	1.25%	Sales Tax	Ord 11-35 Ord 11-36
91	2012 Ad Valorem	For construction of landfill facility & animal welfare facility & fire station improvements	Varies	Ad Valorem	Ord 11-35 Ord 11-36
92	Lawton Industrial Development Association	Public Safety Facility funding up to \$31,000,000.	0.875%	Sales Tax	Res 17-72
93	2015 Capital Improvement Fund	For public safety purposes, capital improvement projects, and operational expenditures. January 1, 2015 to December 31, 20125	0.875%	Sales Tax	Ord 14-18
94	2016 Capital Improvement Fund	Regarding new/alternate/improved water resources, 2012 CIP completions, LATS transportation improvements	1.25%	Sales Tax	Ord 15-11 Ord 15-12
95	Drainage Maintenance Fund	Used exclusively for maintaining and upgrading the City's drainage system	\$2.00	Utility Payment	Res 93-68/ Res 93-67
96	Wastewater Maintenance Fund	Funded by a charge on utility bills, the program includes cleaning of the systems basins to eliminate blockages.			Res 99-62